

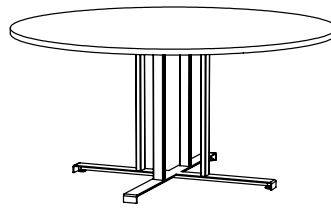
TNX

ROUND MULTIPURPOSE Table

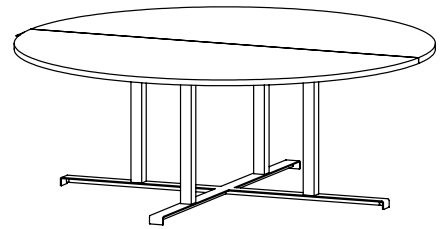
CROSS BASE
2" SQUARE COLUMN
24" OR 30" CROSS BASE
IS DETERMINED
BY THE SIZE OF THE TOP



24" - 42"



48" - 60"



72" - 84"

MODEL	CODE	DIMENSIONS		FINISHES	
		Diameter	Height	3 HPL 1"	9 HPL 1" Knife edge

24" to 42" dia.

26" H	MX**2426*	24	26	737	811
	MX**3026*	30	26	804	952
	MX**3626*	36	26	908	1055
	MX**4226*	42	26	1003	1151
29" H	MX**2429*	24	29	737	811
	MX**3029*	30	29	805	952
	MX**3629*	36	29	909	1055
	MX**4229*	42	29	1004	1151
36" H	MX**2436*	24	36	744	817
	MX**3036*	30	36	811	958
	MX**3636*	36	36	914	1062
	MX**4236*	42	36	1011	1157
42" H	MX**2442*	24	42	756	829
	MX**3042*	30	42	824	970
	MX**3642*	36	42	927	1074
	MX**4242*	42	42	1023	1169

No power option available

48" to 60" dia.

29" H	MX**4829*	48	29	1350	1533
	MX**5429*	54	29	1581	ND
	MX**6029*	60	29	1717	ND

OPTIONS (see details p. 9-12)



Power
(except FP)



Electrification box

72" to 84" dia.

29" H	MX**7229*	72	29	2763	3044
	MX**8429*	84	29	3112	3394

OPTIONS (see details p. 9-12)



Power



Electrification box

CODIFICATION


MX	3	E	48	29	P	-	RP2
Model	Finishes	Color	Diameter	Height	Legs color		Options

LEGS COLOR OPTIONS

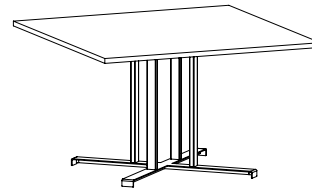
PLATINUM (P) WHITE (W) BLACK (N)

SQUARE MULTIPURPOSE Table

CROSS BASE
2" SQUARE COLUMN
24" OR 30" CROSS BASE IS
DETERMINED BY THE SIZE
OF THE TOP



24'' - 42''



54'' - 60''

MODEL	CODE	DIMENSIONS			FINISHES	
		Width	Depth	Height	3 HPL 1"	9 HPL 1" Knife edge
24" x 24" - 42" x 42"						
26" H	MX**242426*	24	24	26	651	725
	MX**303026*	30	30	26	732	878
	MX**363626*	36	36	26	831	977
	MX**424226*	42	42	26	926	1073
29" H	MX**242429*	24	24	29	652	725
	MX**303029*	30	30	29	732	878
	MX**363629*	36	36	29	831	978
	MX**424229*	42	42	29	927	1074
36" H	MX**242436*	24	24	36	658	732
	MX**303036*	30	30	36	738	884
	MX**363636*	36	36	36	837	983
	MX**424236*	42	42	36	933	1080
42" H	MX**242442*	24	24	42	671	744
	MX**303042*	30	30	42	750	897
	MX**363642*	36	36	42	849	997
	MX**424242*	42	42	42	946	1092

No power option available

48" x 48" - 60" x 60"

29" H	MX**484829*	48	48	29	1383	1566
	MX**545429*	54	54	29	1641	ND
	MX**606029*	60	60	29	1906	ND

OPTIONS (see details p. 9-12)



Power
(except FP)



Electrification box

CODIFICATION

MX	3	E	48	48	29	P	-	RP2
Model	Finishes	Color	Width	Depth	Legs	Legs color		Options

LEGS COLOR OPTIONS

PLATINUM (P) WHITE (W) BLACK (N)

TNX

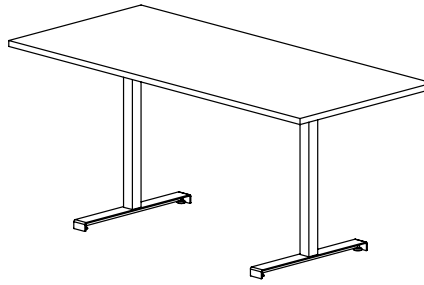
RECTANGULAIRE MULTIPURPOSE Table

"T" LEGS 26" HIGH

2" SQUARE COLUMNS

24" OR 30" BLADE IS DETERMINED

BY THE SIZE OF THE TOP

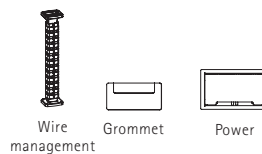


MODEL	CODE	DIMENSIONS			FINISHES	
		Width	Depth	Height	3 HPL 1"	9 HPL 1" Knife edge
26"	MT**482426*	24	48	26	877	1024
	MT**542426*	24	54	26	906	1054
	MT**602426*	24	60	26	1047	1195
	MT**662426*	24	66	26	1077	1224
	MT**722426*	24	72	26	1109	1293
	MT**782426*	24	78	26	1143	1327
	MT**842426*	24	84	26	1179	1363
	MT**962426*	24	96	26	1243	1426
	MT**483026*	30	48	26	935	1082
	MT**543026*	30	54	26	974	1120
	MT**603026*	30	60	26	1118	1265
	MT**663026*	30	66	26	1156	1339
	MT**723026*	30	72	26	1196	1379
	MT**783026*	30	78	26	1234	1417
	MT**843026*	30	84	26	1278	1462
	MT**963026*	30	96	26	1354	1538
	MT**483626*	36	48	26	993	1140
	MT**543626*	36	54	26	1040	1186
	MT**603626*	36	60	26	1188	1372
	MT**663626*	36	66	26	1234	1418
	MT**723626*	36	72	26	1278	1462
	MT**783626*	36	78	26	1324	1508
	MT**843626*	36	84	26	1377	1560
	MT**963626*	36	96	26	1465	1648
	MT**484226*	42	48	26	1100	1247
	MT**544226*	42	54	26	1155	1301
	MT**604226*	42	60	26	1263	1447
	MT**664226*	42	66	26	1338	1520
	MT**724226*	42	72	26	1365	1549
	MT**784226*	42	78	26	1444	1627
MT**844226*	42	84	26	1476	1660	
MT**964226*	42	96	26	1576	1760	

CODIFICATION

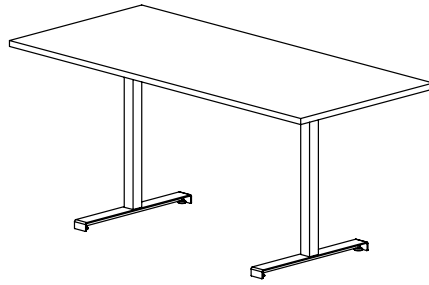
MT	3	E	48	24	26	P	-	RP2
Model	Finishes	Color	Width	Depth	Legs	Legs color		Options

OPTIONS (see details p. 9-12)



LEGS COLOR OPTIONS

PLATINUM (P) WHITE (W) BLACK (N)



TNX

RECTANGULAIRE MULTIPURPOSE Table

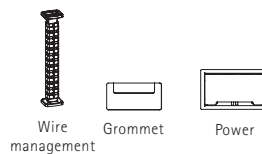
"T" LEG 29" HIGH
 2" SQUARE COLUMNS
 24" OR 30" BLADE IS
 DETERMINED BY THE SIZE
 OF THE TOP

MODEL	CODE	DIMENSIONS			FINISHES	
		Width	Depth	Height	3 HPL 1"	9 HPL 1" Knife edge
29"	MT**482429*	24	48	29	878	1025
	MT**542429*	24	54	29	908	1055
	MT**602429*	24	60	29	1048	1195
	MT**662429*	24	66	29	1078	1225
	MT**722429*	24	72	29	1110	1294
	MT**782429*	24	78	29	1144	1328
	MT**842429*	24	84	29	1180	1364
	MT**962429*	24	96	29	1243	1427
	MT**483029*	30	48	29	936	1084
	MT**543029*	30	54	29	974	1121
	MT**603029*	30	60	29	1119	1266
	MT**663029*	30	66	29	1157	1340
	MT**723029*	30	72	29	1197	1381
	MT**783029*	30	78	29	1234	1418
	MT**843029*	30	84	29	1279	1463
	MT**963029*	30	96	29	1355	1538
	MT**483629*	36	48	29	994	1141
	MT**543629*	36	54	29	1041	1187
	MT**603629*	36	60	29	1189	1373
	MT**663629*	36	66	29	1235	1419
	MT**723629*	36	72	29	1279	1463
	MT**783629*	36	78	29	1326	1509
	MT**843629*	36	84	29	1378	1561
	MT**963629*	36	96	29	1466	1649
	MT**484229*	42	48	29	1102	1249
	MT**544229*	42	54	29	1156	1302
	MT**604229*	42	60	29	1264	1448
	MT**664229*	42	66	29	1339	1521
	MT**724229*	42	72	29	1366	1550
	MT**784229*	42	78	29	1444	1628
MT**844229*	42	84	29	1477	1661	
MT**964229*	42	96	29	1577	1760	

CODIFICATION

MT	3	E	48	24	29	P	-	RP2
Model	Finishes	Color	Width	Depth	Legs	Legs color		Options

OPTIONS (see details p. 9-12)



LEGS COLOR OPTIONS

PLATINUM (P) WHITE (W) BLACK (N)