

This price guide is subject to a

6% Price Increase**

on listed prices effective

January 1, 2024

**excluding Mesa products

abrc | health care



Product Map

Bedside Pedestals • Privacy Panels
Reception Counters • Desk Barriers
Screen Guards • Rise Up System
Lockers • Waste & Recycling

2024 SA Ariba Sourcing Project : WS3472349042,
Ariba Master Agreement CW2240515
E60PQ-14003-022/PQ

Price Guide 2024

Thank you for choosing BRC

Established in 1979 and incorporated in 1983, BRC Group has grown into a leader in the research, development and manufacturing of high quality ergonomic office furniture. BRC is a Canadian-owned private company with manufacturing facilities in Georgetown, Ontario, Canada.

BRC is a forerunner in blending environmental initiatives with the manufacturing of renewable and recyclable products. BRC uses materials and manufacturing processes which virtually eliminate Volatile Organic Chemical (VOC) emissions in the office environment. Raw materials are responsibly sourced, assuring that only the best and most sustainable components are converted to finished goods. BRC is committed to developing and offering the best-value products for the middle and higher end markets.

From OEM solutions to obscure designer requests to simply striving to be better, BRC provides creative and innovative customized solutions to complement any environment and use. Flexible manufacturing offers the ability for BRC to respond to client's special needs in addition to having standard catalogue solutions. A wide collection of textiles, laminate finishes and wood veneer allows companies and individuals to express their brand and culture through a unique signature look.

All furniture is designed and manufactured to meet or exceed ANSI-BIFMA standards. Standard construction uses a combination of 3/4" and 1" material with optional LP and HP laminates and metal to metal commercial grade connections for solid enduring assembly. The newest edge banding technology, in which the edge tape is melted directly to the edge of the board, enables BRC to manufacture products with virtually invisible glue lines. In addition, BRC offers antimicrobial laminates that inhibit the growth and development of bacteria without harming the coating characteristics.

The BRC Team works hard to earn and keep your business - our success depends on it. If you have any questions or inquires, please contact us at info@brc.group or toll free at 1-877-260-4309.

We appreciate your business and look forward to hearing from you.

Warranty, Terms & Conditions

BRC is pleased to offer one of the most competitive warranties in the industry. All furniture products carry a 12 year limited structural warranty. BRC furniture panel and table electrical cabling carry a 3 year limited warranty. All moving user adjustable components carry a 5 year limited structural warranty. All other electrical or electronic elements of BRC furniture carry a 1 year limited warranty.

For full warranty details, terms and conditions, please visit www.brc.group/warranty

Shipping Rates & Policies

Shipping costs are calculated based on net order value and destination. In many cases, the freight cost may be included in your order. For detailed information, visit our website at www.brc.group/freight



Guidance & Ordering

PRODUCT NAME & DESCRIPTION

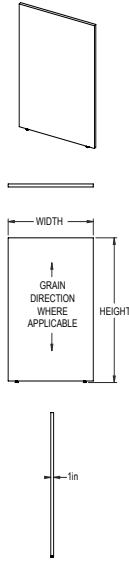
PRODUCT DIMENSIONS

ALL PRICES IN LIST

PRODUCT CODE; LAST CHARACTER INDICATES BASE TYPE

Privacy Panels - 18" to 60" Wide

HGPLN



OVERALL SIZE		PRICE & CONNECTION	
WIDTH	HEIGHT	PRICE BB	PRICE ALL OTHERS
18"	42"	237	324
24"	42"	269	356
30"	42"	325	413
36"	42"	407	494
48"	42"	438	525
54"	42"	644	731
60"	42"	776	863
18"	48"	248	336
24"	48"	283	371
30"	48"	344	432
36"	48"	427	515
48"	48"	461	549
54"	48"	711	798
60"	48"	817	904
18"	54"	289	377
24"	54"	331	418
30"	54"	401	488
36"	54"	458	546
48"	54"	538	625
54"	54"	901	989
60"	54"	953	1,040
18"	60"	318	415
24"	60"	364	460
30"	60"	441	537
36"	60"	504	601
48"	60"	592	688
54"	60"	991	1,088
60"	60"	1,048	1,144

CODE	DESCRIPTION
MM	Both sides have male connectors
MF	Male connector on one side, female connector on the other side
FF	Both sides have female connectors
MB	Male connector on one side, blank end on the other side
FB	Female connector on one side, blank end on the other side
BB	Both sides have a blank (finished) end

ITEM CODE	WIDTH	HEIGHT	CONNECTION
HGPLN	W30	H48	MM

Features & Specifications

- One inch of leveling
- Panels are 1" thick LPL construction
- Size widths 18-48" have two levelers, widths 60-84" have three levelers
- Includes Privacy panel only and connecting hardware, connecting spine sold separately
- Wood grain runs vertical if applicable
- Reference the Privacy panel application page for connection ordering details

No Charge Options

- All standard laminates available



SPECIAL NOTES

- Reference the application pages for proper configuration using the Privacy panel spine

LAMINATE OPTIONS

Code & Nominal Size

- M1 - 1" THICK LPL
- M3 - 0.75" THICK LPL
- H1 - 1" THICK HPL
- H3 - 0.75" THICK HPL

Actual Thickness

- 1.016" / 25.8mm
- 0.764" / 19.4mm
- 1.063" / 27mm
- 0.748" / 19mm

HYPERLINK TO OTHER ITEMS WITHIN DOCUMENT

USE THIS EXAMPLE AS A GUIDE TO ORDER. ENTER OPTIONS AS REQUIRED.

DESCRIPTION OF FEATURES AND INCLUDED ITEMS

OPTIONS AND FEATURES AVAILABLE AT NO EXTRA CHARGE



PRODUCT

OVERALL SIZE

ORDER CODE SAMPLE			
ITEM CODE	WIDTH	HEIGHT	CONNECTION
HGPLN	W30	H48	MM

DARKER GREY BOXES CONTAIN CODE DESCRIPTIONS

LIGHT GREY BOXES INDICATE MANDATORY SELECTION FOR ORDERING

Technical Specifications

General Construction

All BRC products have been designed using best practices based on ANSI/BIFMA standards. On products that contain box or file drawers, BRC advises full loading of the bottom drawer before loading any top drawer(s). Always load heavy files in the bottom drawer to prevent tipping. Pedestals, credenzas, storage units and hutches are shipped fully assembled. The following are general construction principles used on the Health Care series product:

- Standard casegoods construction is ¾" thick low pressure laminate (LPL).
- Handles are offset 16mm (5/8") from the top edge of drawers or the vertical edge of doors.
- Door and drawer fronts may be available in ¾" high pressure laminate finishes. Most low pressure laminate finishes can be matched to high pressure laminate. Contact your BRC representative for a quote.
- Low pressure laminate (LPL) panels are finished both sides. Includes laminates with M1 and M3 designation.
- Products are manufactured with matching 3/32" (2.5mm), thermo-applied flat edging.
- Most parts are manufactured in a way that allows for replacement in the field.
- One pencil tray is included in every product with a box drawer that is pedestal sized - 15.5" wide.
- Box drawers have 100 lb. rated, steel ball bearing sliders. Lateral file drawers have 150lb rated sliders.
- Storage units with two or more lateral file drawers have a standard inter-lock mechanism when ordered as stand-alone cabinetry. Interlock mechanisms assist with anti-tipping of a storage unit but do not provide 100% tip-free functionality.
- Counterweights are sold separately where applicable.
- A counterweight may be required when specified in a freestanding application. Contact BRC for specific application details.
- Lateral file drawers accommodate letter and legal size files front to back or side to side.
- Product heights listed at 29" are typical heights with 1" top 'M1'. Products that use ¾" tops (M3) have a typical height of 28.75".
- Acrylic used is 6mm (0.25" thick); all sides are ground pencil edge with a matte/satin finish.
- Glass options are 10mm (0.375") thick laminated safety glass or 6mm (0.25") thick tempered glass; both options have ground flat edges with a matte/satin finish.

Locks

BRC offers two lock options in two finishes (black or silver): 1) Hudson lock housings with Hudson cores and 2) BRC lock housings with BRC cores:

1) Hudson (HMI) locks and cores: All storage elements from the Health Care product line will be supplied with Hudson (HMI) lock cores and housings at no extra charge. They will be random keyed with cores installed unless the customer specifies a keyed alike option. For orders with keyed alike cores, cores must be ordered separately. All orders requiring keyed alike cores must be noted at the time of order, and the specific requirements clearly detailed on the order. Keyed alike cores will not be installed in the lock housings to facilitate easy key co-ordination. Note: If key alike core numbers are specified, key numbers from 226-235 and 250-349 may be selected. For further details, please inquire at quotes@brc.group.

2) BRC lock housings and cores: All BRC locks will be factory installed at no extra charge. They will be randomly keyed with cores installed unless the customer specifies a keyed alike option. All orders requiring keyed alike cores must be noted at the time of order, and the specific requirements clearly detailed on the order. There is no upcharge for keyed alike cores, however, they will not be installed in the lock housings to facilitate easy key co-ordination in the field. BRC offers housing and core finishes in black and chrome.

Note: If key alike core numbers are specified, key numbers from 500-509 and 551-700 may be selected. Quantities of each key number must be specified on the order. Upon request, BRC will provide a lock summary to assist with this process.

Environmental & Safety Considerations

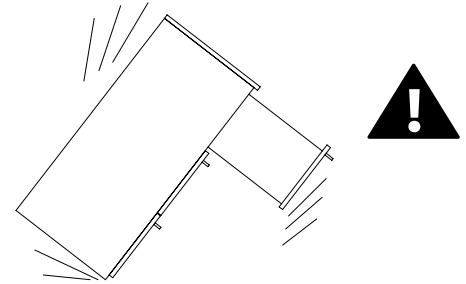
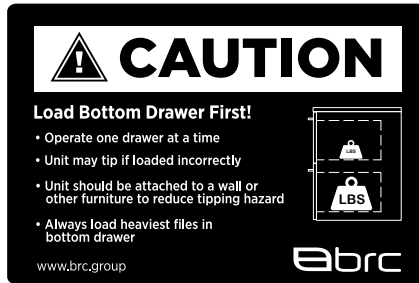
BRC actively pursues improvements to products which improve interior areas and global environments. Its products are approved to the BIFMA M7.1 Indoor Air Quality Standard. All adhesives, wherever possible, are water based or hot melt based to eliminate VOC emissions. All product surfaces, including edges, are sealed wherever possible to reduce or eliminate emissions. All fabrics carry the TERRATEX designation for sustainable textiles. All TERRATEX fabrics have 100% recycled fibers or natural material that is itself recyclable or compostable. BRC products are also BIFMA level 2 certified. A full copy of BRC's environmental policy and its movement towards ISO 14001, the international environmental standard can be found on our website.

File Drawers

Load Considerations

Filing drawers can be one of the most convenient storage items in the office environment. Careful consideration must be paid to how the drawers are loaded, how much load and when to secure the cabinet to an additional support structure. File drawers must always be loaded from the bottom first. This puts the center of gravity lower and reduces the tipping hazard. Depending on application, cabinets should be secured to adjacent cabinets, a wall or another support structure for additional assurance. All drawer cabinets can be susceptible to tipping so careful planning is essential for prevention. Contact your BRC representative for more information.

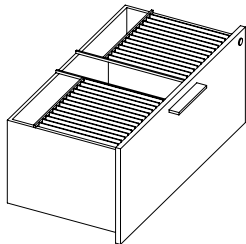
Look for this warning label placed inside all file drawers manufactured by BRC



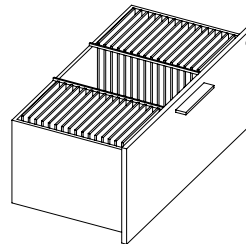
Capacity & Filing Options

BRC File drawers can accommodate letter and legal hanging file folders. Standard size file drawers in 30", 36" & 42" widths include two side to side hanging bars and two front to back hanging bars (24" wide drawers include only one of each). The side to side hanging bar can be positioned to fit letter and legal files. The front to back hanging bars can be positioned to accommodate two rows front to back of letter and legal depending on drawer width. Pedestal file drawers include one side to side hanging bar that can be positioned to accommodate letter and legal side to side. Pedestal file drawers can accommodate letter only front to back.

STANDARD SIZE FILE DRAWER CAPACITY			
NOMINAL WIDTH	INTERIOR WIDTH	INTERIOR DEPTH	MAXIMUM LOAD (LBS)*
24"	20.4"	15.14"	55
30"	26.4"	15.14"	72
36"	32.4"	15.14"	90

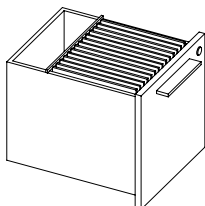


FILE RAILS ACCOMMODATE LEGAL SIDE TO SIDE; FILE BARS CAN BE USED TO ACCOMMODATE LETTER SIDE TO SIDE

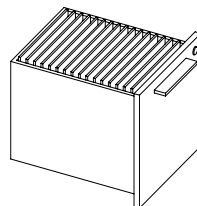


FRONT TO BACK BARS POSITIONED TO ACCOMMODATE LETTER OR LEGAL

PEDESTAL FILE DRAWER CAPACITY			
NOMINAL WIDTH	INTERIOR WIDTH	INTERIOR DEPTH	MAXIMUM LOAD (LBS)*
15.5"	11.9"	15.14"	33



FILE RAILS ACCOMMODATE LEGAL SIDE TO SIDE; FILE BAR CAN BE USED TO ACCOMMODATE LETTER SIDE TO SIDE



FRONT TO BACK ACCOMMODATES LETTER ONLY

*Loads are expressed as weight rating for filing, not bottom loading

Counterweights

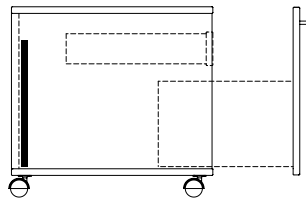
Product Safety

All of BRC's storage products that contain box drawers and file drawers include full extension drawer slides. This presents a unique challenge as the further a drawer is extended, the further away the center of gravity is from the main body of the product. Depending on the load, the storage product may tip over. There are several ways to prevent this from happening and BRC recommends the following solutions be considered depending on the installation. For more information on your specific layout, contact your BRC representative for advice.

Counterweights

Counterweights are designed to help balance a load in a drawer or several drawers. Depending on the size of the storage product and the load it intends to carry, a counterweight may be the best option. For smaller cabinets, freestanding or mobile, BRC recommends using a counterweight to prevent the product from tipping over. Some of BRC's mobile storage options already include a 5th wheel caster in the front of the drawer which prevents tip over. In this case, the counterweight will not be listed as an option on the individual product page.

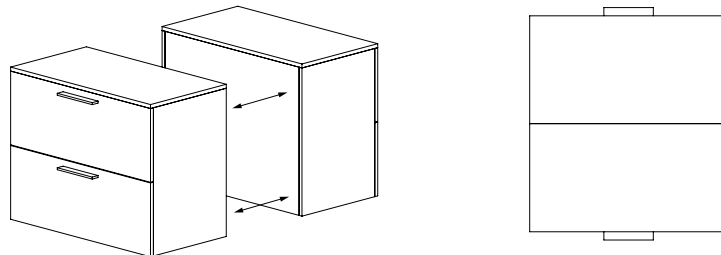
Counterweight located
in back of cabinet (shown)
or underneath cabinet



Ganging

When cabinets are installed in a long run or back to back, ganging them together may be the most cost effective solution. When installing, the drawers can be removed to gain access to the inside back or side gable of the product. After leveling the cabinet layout, by simply using self tapping wood screws with or without pilot holes, items can be ganged together.

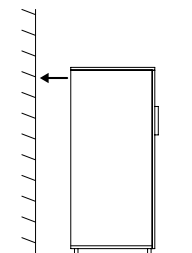
Ganging cabinets back to back
or side to side provides a cost
effective solution



Wall Mounting

Where applicable, wall mounting can provide a cost effective solution to using a counterweight and provide greater tip over protection. For taller cabinets, bookcases and lockers BRC recommends wall mounting to provide a secure and safe environment. Ensure the wall structure contains wood studs or a wood backing. Attaching to metal studs alone is not recommended. Remove the drawers to gain access to the inside back or side gable of the product. After leveling the cabinet, simply use self tapping wood screws with or without pilot holes and secure the cabinet to the wall. Replace the drawers to complete installation.

Wall mounting all tall storage
cabinets, bookcases and lockers
is recommended




Wall Mounted Products

Wall mounted items require special consideration before installation. Any product attached to the wall, especially overhead mounted items, must be anchored and secured to the wall to ensure safety and stability. BRC provides the following guidelines & warnings when using wall mounted products:

- This product must be anchored to wall to ensure stability & safety.
- It is the owner and installers responsibility to ensure that the wall type and construction is of sufficient strength to carry the loads of any wall mounted products and their contents.
- Failure of the wall and anchors to support all imposed loads may result in property damage or personal injury.
- BRC can provide size and empty weight of its products only. As wall blocking is considered a building construction process, BRC cannot provide recommendations in this respect and cannot be responsible for damage or injury that may occur as a result of improper installation and/or blocking.

Look for this warning label on all wall mounted BRC products



Mobile Product Instability

Mobile items on casters such as flip top, personal and movable tables of any type and storage items of any type may present an instability hazard if not secured correctly while in use or in storage. Flip top tables or training tables of any type, are inherently more unstable when folded. BRC provides the following guidelines & warnings when using mobile products:

- Lock casters immediately after moving. Do not leave the casters unlocked when in use or in storage.
- Motion may increase the instability of any item with casters. If the wheels hit an obstruction the table's forward momentum often causes overturn, especially if the item is not equipped with wheel extensions. Exercise strong caution while moving these items.
- Use caution when abrupt level changes in the floor are present (such as a doorway or room threshold) as caster failure or tipping may result.
- Do not stand, sit or lean on mobile items for support. They are not intended for this use and personal injury or property damage may result.
- Mobile units that feature height adjustable elements must be lowered to the minimum compressed height when moving to prevent instability. It is also recommended the user remove all computer equipment or other accessories to prevent possible weight imbalance or damage to equipment.
- Failure to follow the guidelines above may result in property damage or personal injury.

Look for this warning label on all mobile BRC products



Cleaning & Maintenance

BEST PRACTICES

To keep your furniture products looking their best, BRC recommends the following general care and maintenance:

Low Pressure (LPL) LAMINATES Cleaning:

Dust laminated surfaces off prior to cleaning. Wet a damp cloth with water, a mild soap or one of our approved cleaning products. Do not use abrasive cleaners as they may scratch or affect the surface appearance. Wipe the surface with the grain (where applicable) using a dry soft cloth.

Approved cleaning products: Glass Plus®, Dawn®, Pledge®, Mr. Clean®, Windex®,

For disinfecting surfaces use products such as: LYSOL®, VIREX®, PURELL®, VIROX®

After use of the above disinfectants ensure that the surfaces are wiped with a damp cloth to remove any product residue.

Take note that any product with Hydrochloric, Sulfuric, or Phosphoric acid may permanently damage the surface. Abrasive elements and excessively acidic or alkaline solutions should be avoided. Prolonged exposure to wet surfaces and/or direct contact with water should be avoided.

High Pressure (HPL) LAMINATES Cleaning:

Dust laminated surfaces off prior to cleaning. Wet a damp cloth with water, a mild soap or one of our approved cleaning products. Do not use abrasive cleaners as they may scratch or affect the surface appearance. Wipe the surface with the grain (where applicable) using a dry soft cloth.

Approved cleaning products: Glass Plus®, Dawn®, Pledge®, Mr. Clean®, Windex®,

For disinfecting surfaces use products such as: LYSOL®, VIREX®, PURELL®, VIROX®, Fantastik®, multi-surface disinfectant, Clorox® Disinfecting Wipes, Caviwipes™, Cavicide™

After use of the above disinfectants ensure that the surfaces are wiped with a damp cloth to remove any product residue.



Do not saturate or soak furniture with cleaner



Use spray or damp cloth only



Wipe with damp cloth using fresh water after cleaning

Take note that any product with Hydrochloric, Sulfuric, or Phosphoric acid may permanently damage the surface. Abrasive elements and excessively acidic or alkaline solutions should be avoided. Prolonged exposure to wet surfaces and/or direct contact with water should be avoided.

Acrylic Tiles And Panels:

Dust regularly to keep surfaces free of dust particles. Clean any dirt or stain with a damp cloth. Do not use chemical cleaners or window cleaners as it may alter or permanently affect the surface appearance.

Tempered & Laminated Glass:

Dust regularly to keep surfaces free of dust particles. Clean any dirt or stain with a damp cloth. Do not use chemical cleaners or window cleaners as it may alter or permanently affect the surface appearance.

Edge Trim:

To remove minor scuff marks and general dirt from bases and connectors, use warm water and a soft cloth. Do not use harsh abrasive cleaners, as they may cause permanent scratches on the surface.

Painted Metals:

Clean these products, use a damp cloth, using only a small amount of lukewarm water if necessary. Abrasive elements and excessively acidic or alkaline solutions should be avoided. Prolonged exposure to wet surfaces and/or direct contact with water should be avoided.

Standard Fabrics:

Standard Care Label W-S. Clean with water based cleaning agents, foam or pure, water free solvents. Vacuuming or light brushing is recommended to prevent dust and soil buildup.

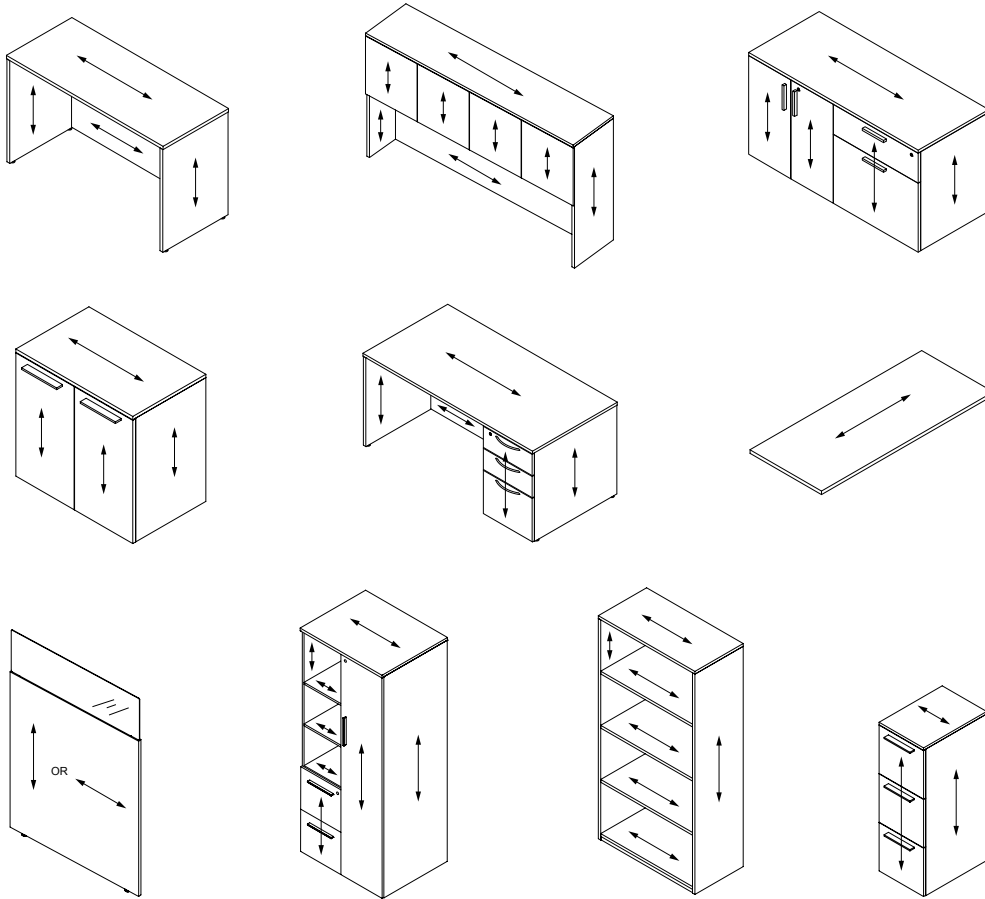
Bleach Cleanable Fabrics:

Bleach is an effective disinfectant, which means it kills most bacteria, fungi and viruses. When fabrics need to be disinfected or sterilized, use a 1:10 household bleach-to-water solution.

Woodgrain Laminate Direction

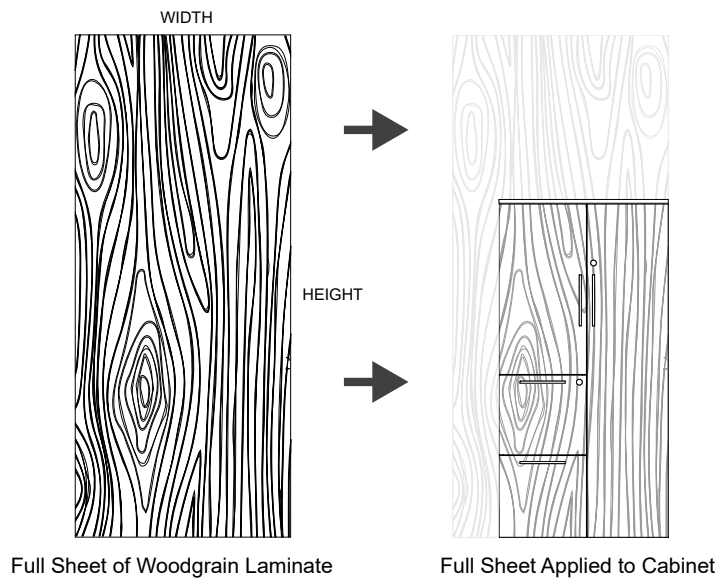
The following information can be used to identify woodgrain direction on various standard furniture items. In general, the direction can be limited by the size of the laminate sheet. Custom sizes follow the standard but due to size limitations, the woodgrain direction may change. Check with BRC to confirm woodgrain direction on your custom product before order.

Woodgrain Direction Typical Examples



Woodgrain Pattern Typical Lay Up

On cabinets with multiple drawers and doors, the entire sheet of woodgrain laminate is cut and applied in such a way that the grains will align (see image at right). If the width of the raw sheet exceeds the width of the cabinet, every effort is made to coordinate the additional sheets so that the grain patterns will be similar.



Contents

Welcome	2
Guidance and Ordering	3
Technical Specifications	4
File Drawers	5
Counterweights	6
Product Safety	7
Cleaning & Maintenance	8
Woodgrain Laminate Direction	9
Contents	10
Product Map	11
Products	12

PRODUCT MAP

RISE-UP SYSTEM

MOBILE PEDESTALS

DESK BARRIERS

PRIVACY PANELS

SCREEN GUARDS

LOCKERS

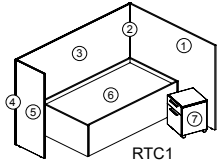
WASTE & RECYCLE

Finishes & Materials

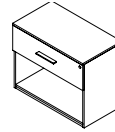
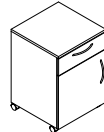
 www.brc.group

Product Map

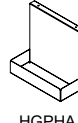
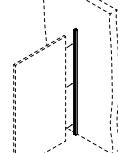
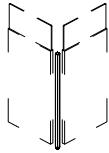


RTC Units



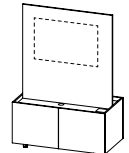
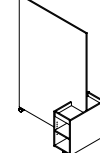
Bedside & Small Storage



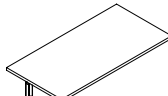
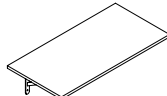
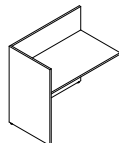
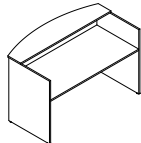
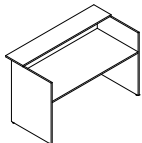
Privacy Panel Systems & Accessories



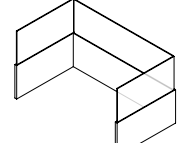
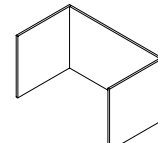
Mobile Media Carts



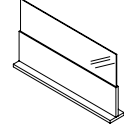
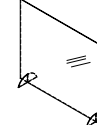
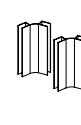
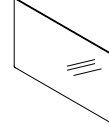
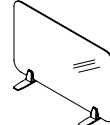
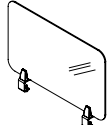
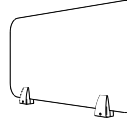

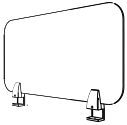
Reception Station



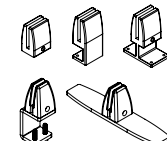
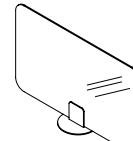
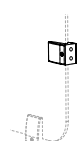
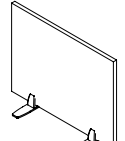
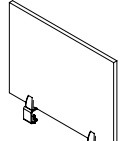
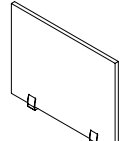
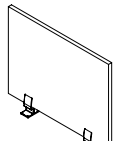
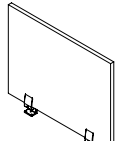
Desk Top Barriers



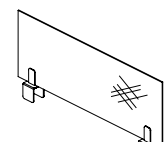
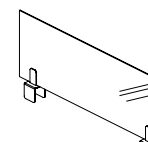
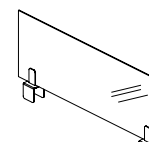
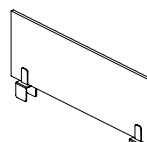
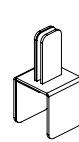
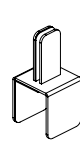
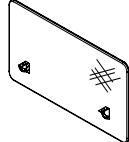
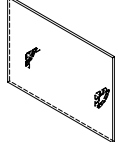
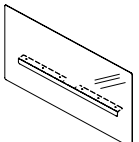
Acrylic Screen Guards & Accessories



Laminate Screen Guards

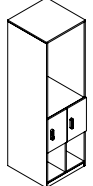
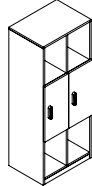
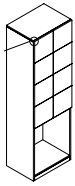
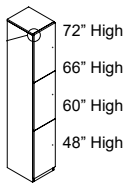


Desk Mount Privacy Panels

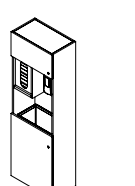
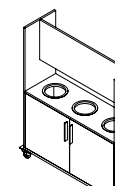
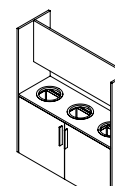
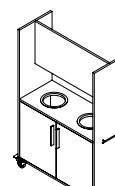
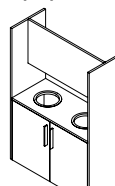


Rise-Up Systems Panel Add-ons

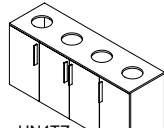
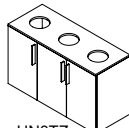
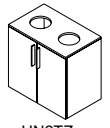
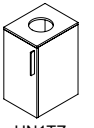
Lockers



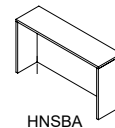
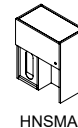
Equipment Stations & Kiosks

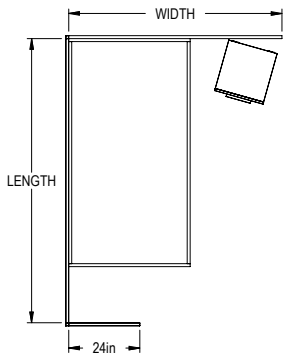
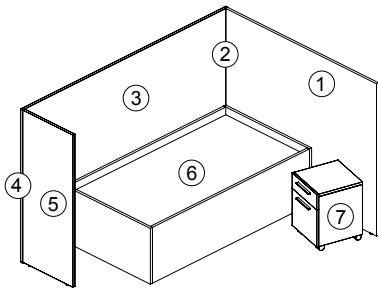


Waste & Recycle Bins



Wall Mounted Equipment Stations





RAPID TRIAGE COMPONENTS (RTC)			
OVERALL UNIT SIZE			
WIDTH	WIDTH	END SUPPORT PANEL	PANEL HEIGHT
96"	72"	24"	60"

ITEM 1:	PRICE	PAGE
PRIVACY PANEL - HGPEN W72 H60 MB	1,693	18
ITEM 2:		
PRIVACY PANEL CONNECTOR SPINE - HGPSN 2 WAY 60 L	274	21
ITEM 3:		
PRIVACY PANEL - HGPEN W96 H60 MM	2,056	18
ITEM 4:		
PRIVACY PANEL CONNECTOR SPINE - HGPSN 2 WAY 60 L	274	21
ITEM 5:		
PRIVACY PANEL - HGPLN W24 H60 MB	619	17
ITEM 6:		
SINGLE/TWIN BED FRAME - HBFRA L77 D41 H18	1,309	14
ITEM 7:		
MOBILE TWO DRAWER BEDSIDE PEDESTAL - H1BFM D22 LBB	912	10

Features & Specifications

No Charge Options

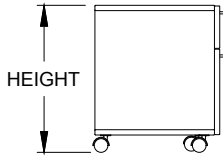
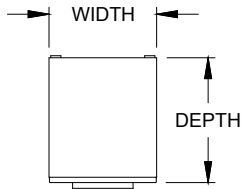
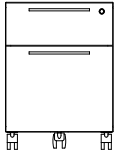



ORDER CODE SAMPLE
ITEM CODE
RTC1

- Unit is standalone as shown, additional RTC1 units as specified above cannot be connected to each other without selecting different connecting spines. Refer to the Privacy Panel introduction pages to order for specific layouts.
- RTC1 unit shown intended to be ordered complete. For different or additional products or specifications, refer to other products in this catalog or contact your BRC representative to help with your specific needs.

- All standard laminates & metal finishes available





OVERALL SIZE			
WIDTH	DEPTH	HEIGHT	PRICE
15.5"	18.75"	21.25"	890
15.5"	22"	21.25"	912
15.5"	28"	21.25"	933



ORDER CODE SAMPLE			
ITEM CODE	DEPTH	LOCK	OPTION
H1BFM	D18	LBB	H

Features & Specifications

- Includes locks
- Accommodates legal size files side to side and letter front to back or side to side
- One pencil tray included with box drawer
- Fifth hidden caster to prevent overbalancing & tipping
- 3/4" LPL Case construction
- Includes file hanging bars

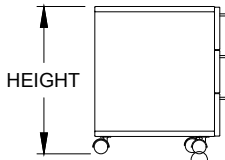
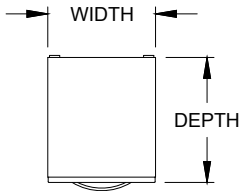
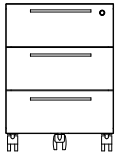

No Charge Options

- All standard laminates available
- Lock: BRC black 'LBB', silver 'LBS'; Hudson black 'LHB', silver 'LHS'; Hudson housing only 'LH-NC'

Optional Extra

- High pressure drawer front 'H' add \$187





OVERALL SIZE			
WIDTH	DEPTH	HEIGHT	PRICE
15.5"	18.75"	21.25"	890
15.5"	22"	21.25"	912
15.5"	28"	21.25"	933



ORDER CODE SAMPLE			
ITEM CODE	DEPTH	LOCK	OPTION
HBBBM	D18	LBB	H

Features & Specifications

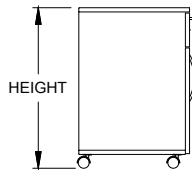
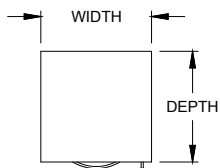
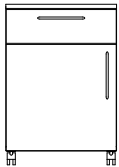
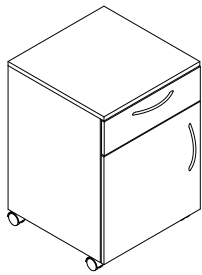
- Includes locks
- Accommodates legal size files side to side and letter front to back or side to side
- One pencil tray included with box drawer
- Fifth hidden caster to prevent overbalancing & tipping
- 3/4" LPL Case construction
- Includes file hanging bars

No Charge Options

- All standard laminates available
- Lock: BRC black 'LBB', silver 'LBS'; Hudson black 'LHB', silver 'LHS'; Hudson housing only 'LH-NC'

Optional Extra

- High pressure drawer front 'H' add \$187



OVERALL SIZE			
WIDTH	DEPTH	HEIGHT	PRICE <i>M1</i>
15.5"	18.75"	27.5"	890
15.5"	22"	27.5"	912
15.5"	28"	27.5"	933

Features & Specifications

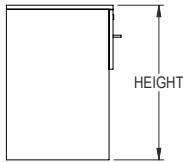
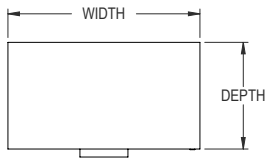
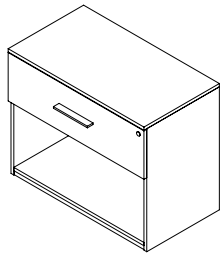
No Charge Options



ORDER CODE SAMPLE				
ITEM CODE	DEPTH	LAMINATE	HAND	LOCK
HGPTM	D20	<i>M1</i>	<i>HR</i>	<i>LBB</i>

- Laminate codes - *M1*: 1" LPL, *H1*: 1" HPL (top only)
- One pencil tray included with box drawer
- 3/4" LPL Case construction
- Indicate hinged left '*HL*' or hinged right '*HR*'

- All standard laminates available
- Lock: BRC black '*LBB*', silver '*LBS*'; Hudson black '*LHB*', silver '*LHS*'; Hudson housing only '*LH-NC*'



OVERALL SIZE			
WIDTH	DEPTH	HEIGHT	PRICE M3
15.5"	18.75"	22"	790
24"	18.75"	22"	830
15.5"	24"	22"	813
24"	24"	22"	852
15.5"	30"	22"	835
24"	30"	22"	875



ORDER CODE SAMPLE						
ITEM CODE	WIDTH	DEPTH	HEIGHT	LAMINATE	LOCK	OPTION
HLBOZ	W36	D18.75	H22	M3	LBB	CW

Features & Specifications

- One inch of leveling
- 3/4" LPL Case construction (height indicated applies to 3/4" top (M3), add 1/4" for 1" top (M1))
- Includes locks
- Laminate codes - M1: 1" LPL, M3: 0.75" LPL (top only)

No Charge Options

- All standard laminates available
- Lock: BRC black 'LBB', silver 'LBS'; Hudson black 'LHB', silver 'LHS'; Hudson housing only 'LH-NC'

Optional Extra

- Counterweight 'CW' add \$137
- 1" LPL laminate top 'M1' add \$106



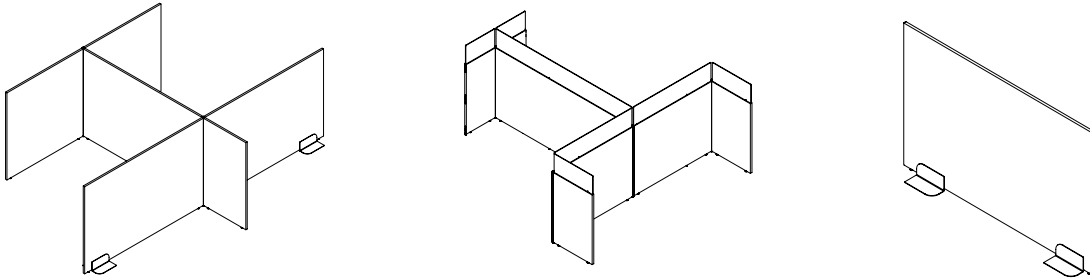
SPECIAL NOTES

- This storage product must be secured or ganged to an additional support structure (eg: wall, adjacent cabinet)

Privacy Panel Introduction

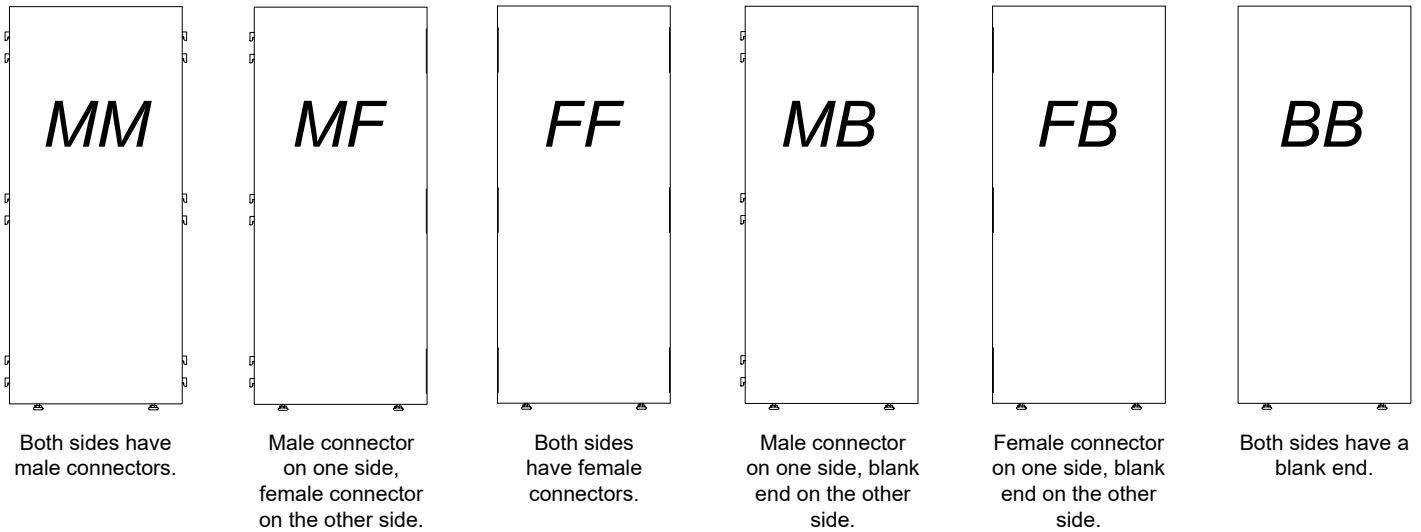
Summary

BRC expands on its Privacy panels by offering new ways of connecting that allows for a semi-freestanding and fully freestanding application. By using a combination of Privacy panel spines and supporting feet, offices can be configured to provide more privacy. The following pages can be used as a guideline to configure and select the best layout for your needs. Contact your BRC representative if you need more assistance.



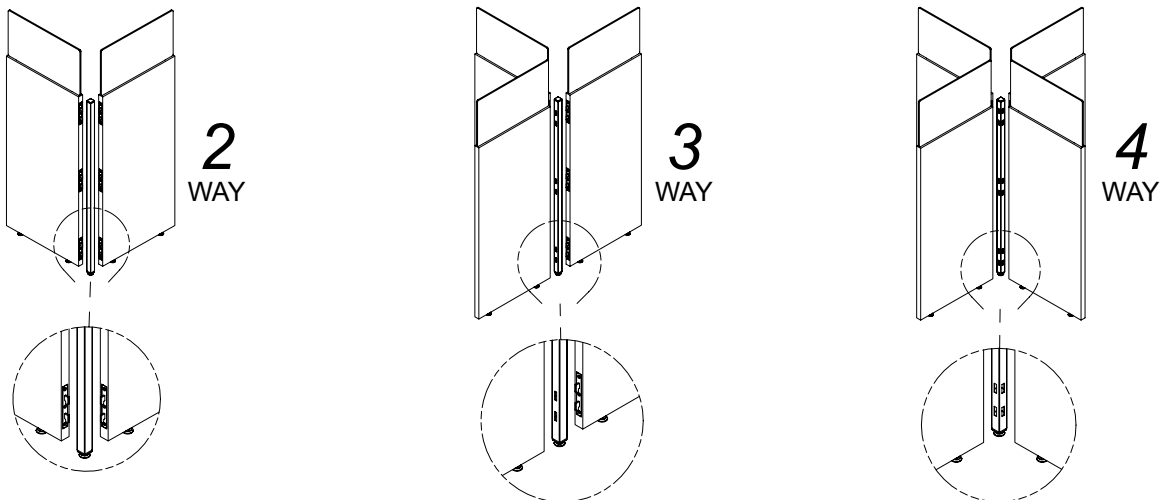
Panel Configuration

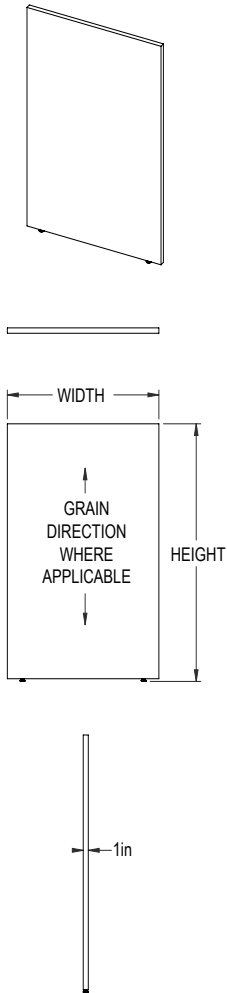
All panels are 1" LPL construction, edged on all sides and include levelers. Male and female connectors, and a blank end (no connectors) can be configured to allow 6 different panel options as follows:



Privacy Spine

BRC's Privacy spine is a 1" x 1" steel support that runs the entire vertical length of the panel. Any Privacy panel with a male connector (MM, MF or MB) can be attached. The spine is available in two way, three way or four way 90° configurations. A spine is not required to connect panels end to end at 180°; panels with a male end and female end can be connected directly. Reference the following page for application examples.





OVERALL SIZE		PRICE & CONNECTION	
WIDTH	HEIGHT	PRICE <i>BB</i>	PRICE <i>ALL OTHERS</i>
18"	42"	351	460
24"	42"	400	509
30"	42"	448	558
36"	42"	497	607
48"	42"	594	703
60"	42"	691	801
18"	48"	400	509
24"	48"	448	558
30"	48"	497	607
36"	48"	546	655
48"	48"	643	752
60"	48"	740	850
18"	54"	448	558
24"	54"	497	607
30"	54"	546	655
36"	54"	594	703
48"	54"	691	801
60"	54"	789	898
18"	60"	497	607
24"	60"	546	655
30"	60"	594	703
36"	60"	643	752
48"	60"	740	850
60"	60"	837	946
18"	72"	546	655
24"	72"	594	703
30"	72"	643	752
36"	72"	691	801
48"	72"	837	946
60"	72"	934	1,044

CONNECTION	
CODE	DESCRIPTION
<i>MM</i>	Both sides have male connectors
<i>MF</i>	Male connector on one side, female connector on the other side
<i>FF</i>	Both sides have female connectors
<i>MB</i>	Male connector on one side, blank end on the other side
<i>FB</i>	Female connector on one side, blank end on the other side
<i>BB</i>	Both sides have a blank (finished) end

ORDER CODE SAMPLE				
ITEM CODE	WIDTH	HEIGHT	CONNECTION	OPTION
HGPLN	W30	H48	<i>MM</i>	<i>F1</i>

Features & Specifications

- One inch of leveling
- Panels are 1" thick LPL construction
- Size widths 18-48" have two levelers, widths 60-84" have three levelers
- Includes Privacy panel only and connecting hardware, connecting spine sold separately
- Wood grain runs vertical if applicable
- Reference the Privacy panel application page for connection ordering details

No Charge Options

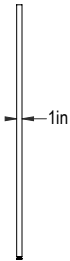
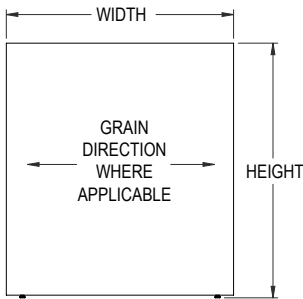
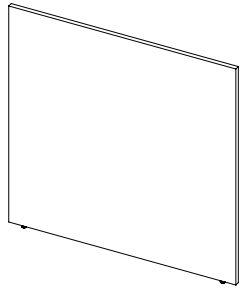
Optional Extra

- All standard laminates available
- Tackable felt one side add option code '*F1*' and \$345, two sides option code '*F2*' and \$690



SPECIAL NOTES

- Reference the application pages for proper configuration using the Privacy panel spine



Features & Specifications

No Charge Options

Optional Extra



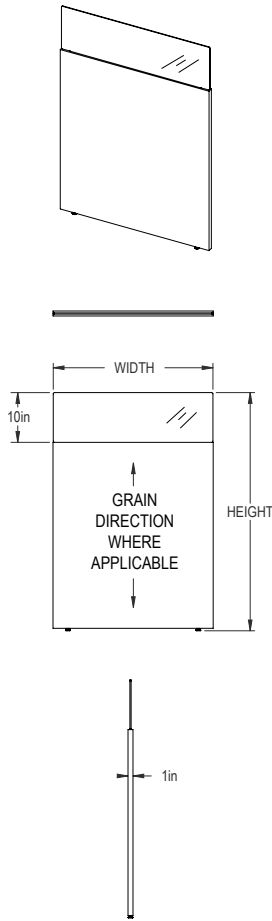
SPECIAL NOTES

OVERALL SIZE		PRICE & CONNECTION	
WIDTH	HEIGHT	PRICE <i>BB</i>	PRICE <i>ALL OTHERS</i>
66"	42"	740	850
72"	42"	789	898
78"	42"	837	946
84"	42"	1,081	1,189
90"	42"	1,233	1,341
96"	42"	1,385	1,493
66"	48"	789	898
72"	48"	837	946
78"	48"	886	995
84"	48"	1,129	1,238
90"	48"	1,281	1,390
96"	48"	1,432	1,542
66"	54"	837	946
72"	54"	886	995
78"	54"	934	1,044
84"	54"	1,177	1,287
90"	54"	1,329	1,439
96"	54"	1,481	1,591
66"	60"	886	995
72"	60"	934	1,044
78"	60"	983	1,093
84"	60"	1,226	1,336
90"	60"	1,378	1,488
96"	60"	1,530	1,640
66"	72"	934	1,044
72"	72"	983	1,093
78"	72"	1,032	1,142
84"	72"	1,275	1,385
90"	72"	1,427	1,536
96"	72"	1,579	1,688

CONNECTION	
CODE	DESCRIPTION
<i>MM</i>	Both sides have male connectors
<i>MF</i>	Male connector on one side, female connector on the other side
<i>FF</i>	Both sides have female connectors
<i>MB</i>	Male connector on one side, blank end on the other side
<i>FB</i>	Female connector on one side, blank end on the other side
<i>BB</i>	Both sides have a blank (finished) end

ORDER CODE SAMPLE				
ITEM CODE	WIDTH	HEIGHT	CONNECTION	OPTION
HGPEN	W66	H48	<i>MM</i>	<i>F1</i>

- One inch of leveling
- Panels are 1" thick LPL construction
- Size widths 18-48" have two levelers, widths 60-84" have three levelers
- Includes Privacy panel only and connecting hardware, connecting spine sold separately
- Wood grain runs horizontal if applicable
- Reference the Privacy panel application page for connection ordering details
- All standard laminates available
- Tackable felt one side add option code '*F1*' and \$345, two sides option code '*F2*' and \$690
- Reference the application pages for proper configuration using the Privacy panel spine



OVERALL SIZE		PRICE CLEAR ACRYLIC CL		PRICE FROSTED ACRYLIC FR	
WIDTH	HEIGHT	CL, BB	CL, ALL OTHERS	FR, BB	FR, ALL OTHERS
18"	42"	527	690	569	746
24"	42"	599	763	648	825
30"	42"	672	836	726	903
36"	42"	745	908	804	982
48"	42"	891	1,055	963	1,140
60"	42"	1,036	1,200	1,120	1,297
18"	48"	599	763	648	825
24"	48"	672	836	726	903
30"	48"	745	908	804	982
36"	48"	817	982	883	1,061
48"	48"	964	1,128	1,042	1,219
60"	48"	1,109	1,274	1,198	1,376
18"	54"	672	836	726	903
24"	54"	745	908	804	982
30"	54"	817	982	883	1,061
36"	54"	891	1,055	963	1,140
48"	54"	1,036	1,200	1,120	1,297
60"	54"	1,183	1,347	1,277	1,455
18"	60"	745	908	804	982
24"	60"	817	982	883	1,061
30"	60"	891	1,055	963	1,140
36"	60"	964	1,128	1,042	1,219
48"	60"	1,109	1,274	1,198	1,376
60"	60"	1,256	1,419	1,356	1,533
18"	72"	817	982	883	1,061
24"	72"	891	1,055	963	1,140
30"	72"	964	1,128	1,042	1,219
36"	72"	1,036	1,200	1,120	1,297
48"	72"	1,256	1,419	1,356	1,533
60"	72"	1,401	1,566	1,515	1,691

CONNECTION	
CODE	DESCRIPTION
MM	Both sides have male connectors
MF	Male connector on one side, female connector on the other side
FF	Both sides have female connectors
MB	Male connector on one side, blank end on the other side
FB	Female connector on one side, blank end on the other side
BB	Both sides have a blank (finished) end

ORDER CODE SAMPLE					
ITEM CODE	WIDTH	HEIGHT	ACRYLIC	CONNECTION	OPTION
HGPGN	W30	H48	FR	MB	F1

Features & Specifications

- One inch of leveling
- Panels are 1" thick LPL construction only
- For acrylic, specify clear 'CL' or frosted both sides 'FR'
- Size widths 18-48" have two levelers, widths 60-84" have three levelers
- Wood grain runs vertical if applicable
- Includes Privacy panel only and connecting hardware, connecting spine sold separately
- Reference the Privacy panel application page for connection ordering details
- All standard laminates available
- Tackable felt one side add option code 'F1' and \$345, two sides option code 'F2' and \$690
- Reference the application pages for proper configuration using the Privacy panel spine

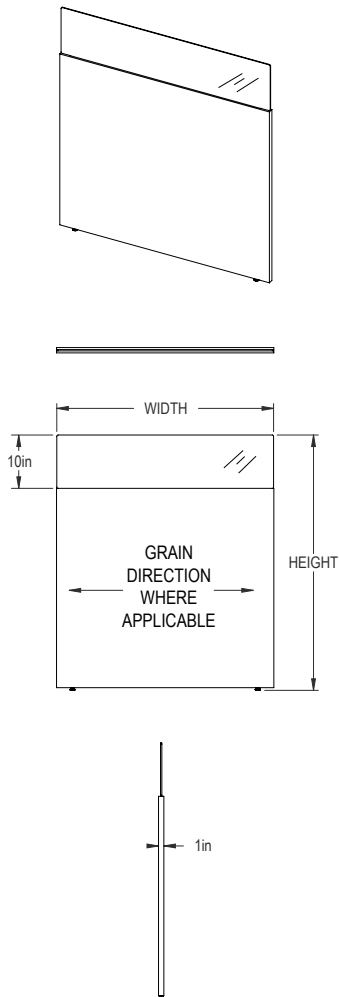
No Charge Options

Optional Extra



SPECIAL NOTES

PRODUCT MAP
RISE-UP SYSTEM
MOBILE PEDESTALS
DESK BARRIERS
PRIVACY PANELS
SCREEN GUARDS
LOCKERS
WASTE & RECYCLE
Finishes & Materials
www.brc.group



OVERALL SIZE		PRICE CLEAR ACRYLIC CL		PRICE FROSTED ACRYLIC FR	
WIDTH	HEIGHT	CL, BB	CL, ALL OTHERS	FR, BB	FR, ALL OTHERS
66"	42"	1,109	1,274	1,198	1,376
72"	42"	1,183	1,347	1,277	1,455
78"	42"	1,256	1,419	1,356	1,533
84"	42"	1,620	1,784	1,750	1,927
90"	42"	1,849	2,013	1,996	2,174
96"	42"	2,076	2,239	2,243	2,420
66"	48"	1,183	1,347	1,277	1,455
72"	48"	1,256	1,419	1,356	1,533
78"	48"	1,328	1,492	1,436	1,612
84"	48"	1,693	1,858	1,829	2,006
90"	48"	1,922	2,085	2,076	2,254
96"	48"	2,148	2,313	2,322	2,499
66"	54"	1,256	1,419	1,356	1,533
72"	54"	1,328	1,492	1,436	1,612
78"	54"	1,401	1,566	1,515	1,691
84"	54"	1,765	1,930	1,909	2,084
90"	54"	1,994	2,158	2,155	2,333
96"	54"	2,222	2,386	2,400	2,577
66"	60"	1,328	1,492	1,436	1,612
72"	60"	1,401	1,566	1,515	1,691
78"	60"	1,475	1,638	1,592	1,770
84"	60"	1,839	2,003	1,986	2,164
90"	60"	2,067	2,232	2,234	2,410
96"	60"	2,295	2,459	2,478	2,656
66"	72"	1,401	1,566	1,515	1,691
72"	72"	1,475	1,638	1,592	1,770
78"	72"	1,547	1,711	1,671	1,849
84"	72"	1,912	2,076	2,065	2,243
90"	72"	2,141	2,305	2,312	2,489
96"	72"	2,367	2,531	2,557	2,734

CONNECTION	
CODE	DESCRIPTION
MM	Both sides have male connectors
MF	Male connector on one side, female connector on the other side
FF	Both sides have female connectors
MB	Male connector on one side, blank end on the other side
FB	Female connector on one side, blank end on the other side
BB	Both sides have a blank (finished) end

ORDER CODE SAMPLE					
ITEM CODE	WIDTH	HEIGHT	ACRYLIC	CONNECTION	OPTION
HGPAN	W66	H48	FR	MB	F1

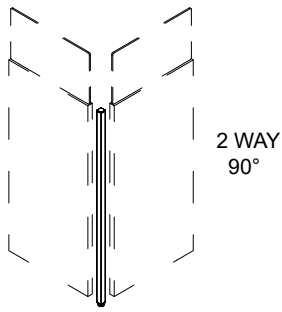
Features & Specifications

- One inch of leveling
- Panels are 1" thick LPL construction only
- For acrylic, specify clear 'CL' or frosted both sides 'FR'
- Size widths 18-48" have two levelers, widths 60-84" have three levelers
- Wood grain runs horizontal if applicable
- Includes Privacy panel only and connecting hardware, connecting spine sold separately
- Reference the Privacy panel application page for connection ordering details
- All standard laminates available
- Tackable felt one side add option code 'F1' and \$345, two sides option code 'F2' and \$690
- Reference the application pages for proper configuration using the Privacy panel spine

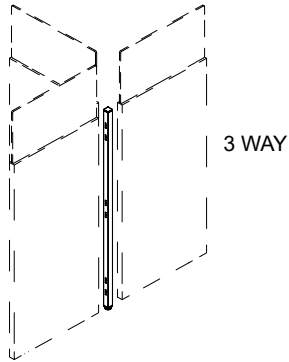
No Charge Options
Optional Extra



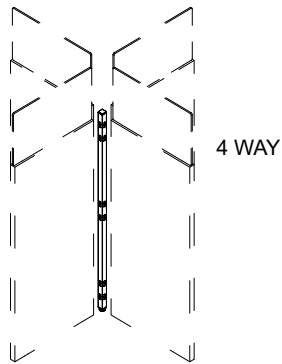
SPECIAL NOTES



2 WAY
90°



3 WAY



4 WAY

Features & Specifications

No Charge Options



SPECIAL NOTES

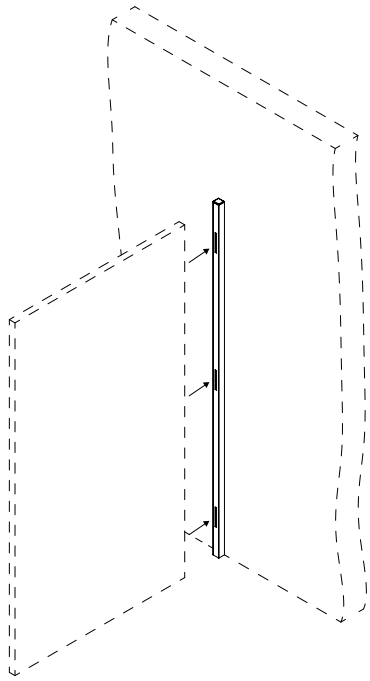
OVERALL SIZE		
CONFIGURATION	PANEL HEIGHT	PRICE
2WAY	42"	295
2WAY	48"	302
2WAY	54"	314
2WAY	60"	341
2WAY	72"	380
3WAY	42"	302
3WAY	48"	314
3WAY	54"	324
3WAY	60"	351
3WAY	72"	389
4WAY	42"	317
4WAY	48"	329
4WAY	54"	340
4WAY	60"	363
4WAY	72"	401



ORDER CODE SAMPLE			
ITEM CODE	CONFIGURATION	PANEL HEIGHT	PANEL STYLE
HGPSN	3WAY	H48	G

- One inch of leveling
- 1" x 1" Steel construction with slots for connecting Privacy panels with male connectors
- Specify '2WAY', '3WAY' or '4WAY' configuration when ordering.
- Specify laminate only 'L' or glazed panel 'G' application (note: different spines cannot be mixed in same or single run applications, all spines must be either L or G)
- Specify height of panel run (note: different panel heights cannot be mixed in same or single run applications, all panels and spines must be the same height)
- All standard metal finishes available
- Reference the application pages for proper configuration using the Privacy panel spine





OVERALL SIZE	
PANEL HEIGHT	PRICE
42"	254
48"	264
54"	272
60"	290
72"	320

Features & Specifications

No Charge Options



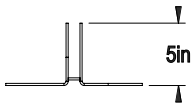
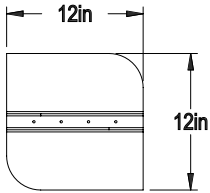
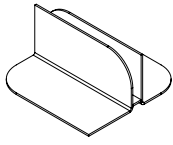
SPECIAL NOTES



ORDER CODE SAMPLE		
ITEM CODE	PANEL HEIGHT	PANEL STYLE
HGPWN	H48	G

- Mounts to wall or panel side using screws and allows 90° connection
- 1" x 1" Steel construction with slots for connecting Privacy panels with male connectors
- Specify laminate only 'L' or glazed panel 'G' application (note: different spines cannot be mixed in same or single run applications, all spines must be either L or G)
- Specify height of panel run (note: different panel heights cannot be mixed in same or single run applications, all panels and spines must be the same height)
- All standard metal finishes available
- Reference the application pages for proper configuration using the Privacy panel spine





ITEM	
SIZE	PRICE
12" x 12" x 5"	422



ORDER CODE SAMPLE
ITEM CODE
HGPFA

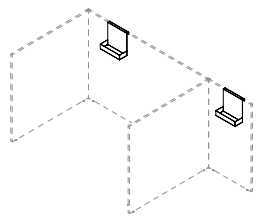

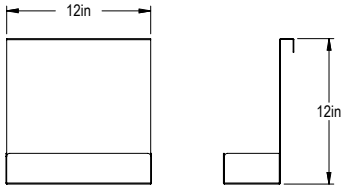
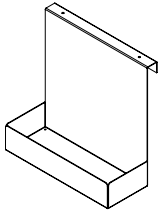
Features & Specifications

- Used to support Privacy panels for freestanding or extended run applications
- Slots into panel
- Can be used under panel at any position

No Charge Options

- All standard metal finishes available





ITEM	
SIZE	PRICE
12" x 12" x 5"	174



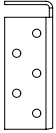
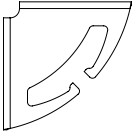
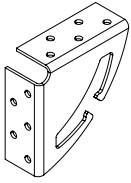
ORDER CODE SAMPLE
ITEM CODE
HGPHA

Features & Specifications

- Hangs from any 1" thick panel and stores tissues or other items
- Holes at top allow tray to be secured to panel and prevent movement if required
- Tray is 2.5" deep

No Charge Options

- All standard metal finishes available



ITEM	
SIZE	PRICE
3.5" x 3.5" x 1.5"	94



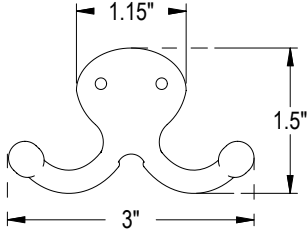

ORDER CODE SAMPLE
ITEM CODE
HAPBA

Features & Specifications

- Used to support Privacy panels to worksurfaces, adjacent furniture and other Privacy panels
- Metal bracket includes integrated cable slots for wire management
- Symmetric reversible design
- Includes 3/4" self tapping wood screws
- To support a worksurface, use one bracket per 24" of linear run

No Charge Options

- All standard metal finishes available



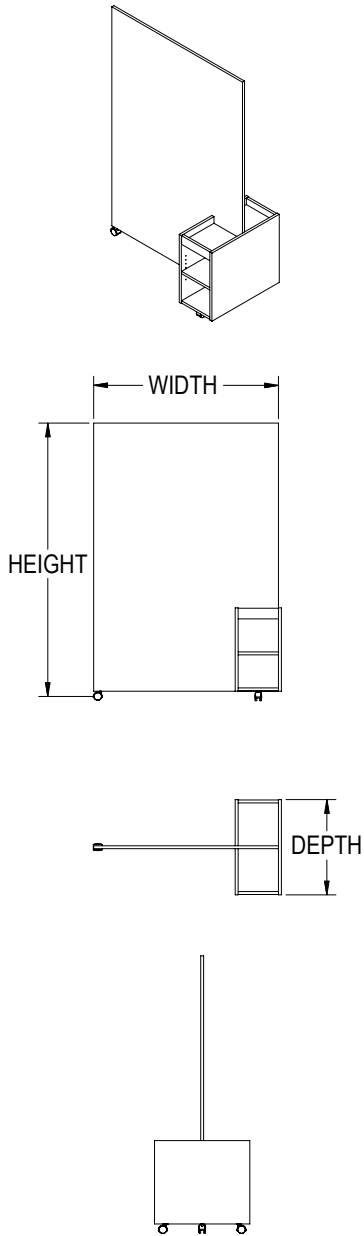
ITEM	
SIZE	PRICE
3"W x 1.5"H	20

Features & Specifications



ORDER CODE SAMPLE
ITEM CODE
HHKWA

- Can be mounted to privacy panels to hang clothing or equipment
- Mounting screws included
- Matte Nickel finish only



Features & Specifications

No Charge Options

Optional Extra



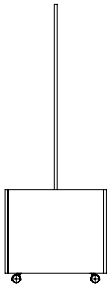
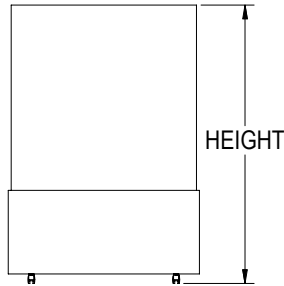
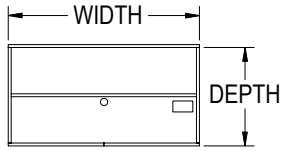
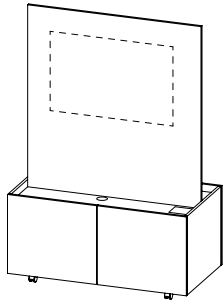
SPECIAL NOTES

OVERALL SIZE			PRICE	
WIDTH	DEPTH	HEIGHT	LAMINATE PANEL <i>LM</i>	WHITEBOARD PANEL <i>WB</i>
24"	24"	42"	1,095	1,448
30"	24"	42"	1,115	1,473
36"	24"	42"	1,132	1,494
48"	24"	42"	1,150	1,515
60"	24"	42"	1,185	1,558
24"	24"	48"	1,205	1,593
30"	24"	48"	1,227	1,621
36"	24"	48"	1,246	1,644
48"	24"	48"	1,265	1,667
60"	24"	48"	1,304	1,714
24"	24"	60"	1,386	1,832
30"	24"	60"	1,412	1,865
36"	24"	60"	1,433	1,891
48"	24"	60"	1,455	1,918
60"	24"	60"	1,500	1,972
24"	24"	72"	1,594	2,107
30"	24"	72"	1,624	2,145
36"	24"	72"	1,648	2,175
48"	24"	72"	1,674	2,206
60"	24"	72"	1,725	2,268
24"	24"	78"	1,754	2,318
30"	24"	78"	1,787	2,360
36"	24"	78"	1,813	2,393
48"	24"	78"	1,842	2,427
60"	24"	78"	1,898	2,495



ORDER CODE SAMPLE					
ITEM CODE	WIDTH	DEPTH	HEIGHT	PANEL	OPTION
HMMBM	W48	D24	H60	<i>WB</i>	<i>F1</i>

- Laminate panel option includes panel only in standard laminate for use as a space divider
- Whiteboard option is double sided only and non magnetic
- Includes dry erase markers and eraser when whiteboard option is specified
- Includes integrated open and closed storage on each side and integrated marker tray above
- Storage width is 12" on each side
- Casters are 2.5" high
- Specify '*WB*' for whiteboard panel or '*LM*' for laminate panel
- All standard laminate finishes available
- Tackable felt one side add option code '*F1*' and \$345, two sides option code '*F2*' and \$690
- Reference the application pages for proper configuration using the Privacy panel spine



OVERALL SIZE			
WIDTH	DEPTH	HEIGHT	PRICE
48"	24"	60"	2,989
48"	24"	66"	3,005
54"	24"	66"	3,032
60"	24"	66"	3,051

Features & Specifications

No Charge Options



SPECIAL NOTES



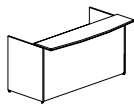
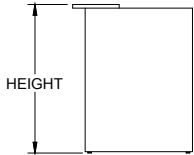
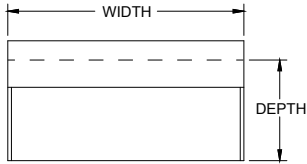

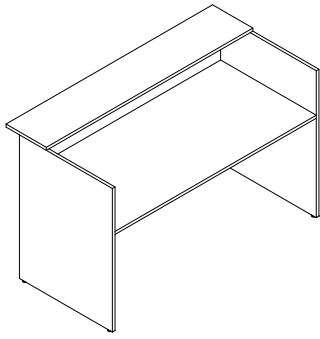
ORDER CODE SAMPLE					
ITEM CODE	WIDTH	DEPTH	HEIGHT	PWR FINISH	OPTION
HTVCM	W48	D24	H60	<i>BLACK</i>	<i>F1</i>

- Whiteboard is reverse side of TV mount only
- Includes TV mounting bracket accommodating up to 65" diagonal TV
- Includes dry erase markers and eraser
- Includes integrated closed storage on each side and integrated marker tray above
- Includes integrated AU2FE power & data module; specify painted finish: *black, white* or *silver*
- Casters are 2.5" high

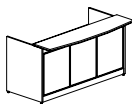
- All standard laminate finishes available

- Reference the application pages for proper configuration using the Privacy panel spine





STANDARD FRONT 'SF'



CLASSIC FRONT 'CF'

Features & Specifications

No Charge Options

Optional Extra

OVERALL SIZE			LAMINATE	
WIDTH	DEPTH	HEIGHT	PRICE M1	PRICE H1
60"	30"	42"	1,422	1,612
66"	30"	42"	1,471	1,659
72"	30"	42"	1,519	1,708
78"	30"	42"	1,803	1,992
84"	30"	42"	2,132	2,320
96"	30"	42"	2,485	2,700



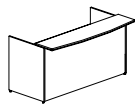
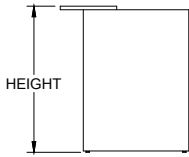
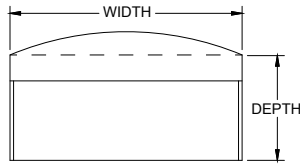

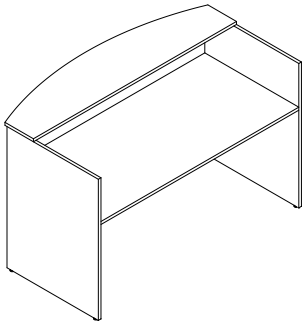
ORDER CODE SAMPLE					
ITEM CODE	WIDTH	DEPTH	HEIGHT	LAMINATE	OPTION
HROLN	W60	D30	H42	M1	SF

- One inch of leveling
- Laminate codes - M1: 1" LPL, H1: 1" HPL (top only)

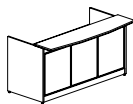
- All standard laminates available
- Standard Front 'SF'

- Classic Front 'CF' add \$481
- 3" Grommet (AG30A) add code(s) 'GL', 'GC' and/or 'GR', add \$76 per grommet





STANDARD FRONT 'SF'



CLASSIC FRONT 'CF'

Features & Specifications

No Charge Options

Optional Extra

OVERALL SIZE			LAMINATE	
WIDTH	DEPTH	HEIGHT	PRICE M1	PRICE H1
60"	30"	42"	1,564	1,801
66"	30"	42"	1,614	1,848
72"	30"	42"	1,660	1,899
78"	30"	42"	1,944	2,182
84"	30"	42"	2,273	2,510
96"	30"	42"	2,645	2,914



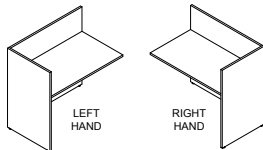
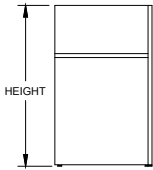
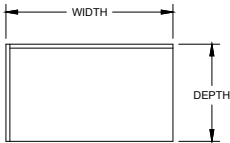
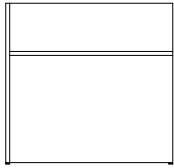
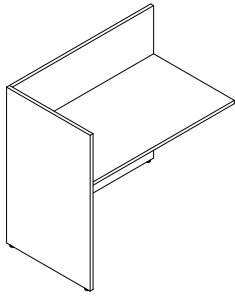
ORDER CODE SAMPLE					
ITEM CODE	WIDTH	DEPTH	HEIGHT	LAMINATE	OPTION
HRALN	W60	D30	H42	M1	SF

- One inch of leveling
- Laminate codes - M1: 1" LPL, H1: 1" HPL (top only)

- All standard laminates available
- Standard Front 'SF'

- Classic Front 'CF' add \$481
- 3" Grommet (AG30A) add code(s) 'GL', 'GC' and/or 'GR', add \$76 per grommet





OVERALL SIZE			LAMINATE	
WIDTH	DEPTH	HEIGHT	PRICE M1	PRICE H1
36"	24"	41"	851	1,041
42"	24"	41"	902	1,089
48"	24"	41"	970	1,158
54"	24"	41"	1,245	1,480
60"	24"	41"	1,293	1,529

Features & Specifications

- One inch of leveling
- Laminate codes - *M1*: 1" LPL, *H1*: 1" HPL (top only)
- Specify handedness left '*L*' or right '*R*' when ordering

No Charge Options

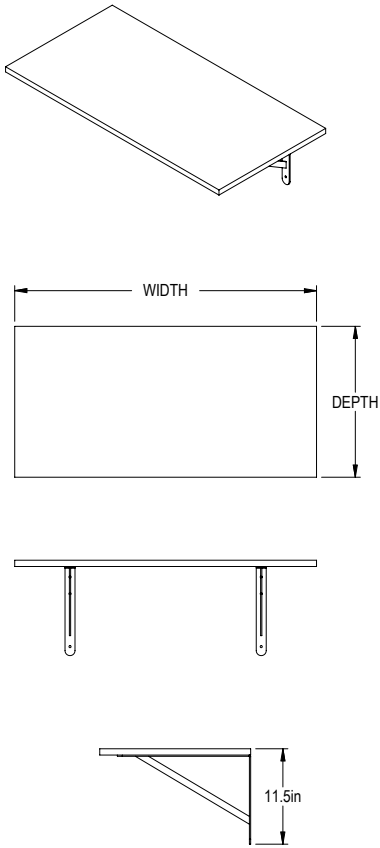
- All standard laminates available

Optional Extra

- 3" Grommet (AG30A) add code(s) '*GL*', '*GC*' and/or '*GR*', add \$76 per grommet



ORDER CODE SAMPLE						
ITEM CODE	WIDTH	DEPTH	HEIGHT	LAMINATE	HAND	OPTION
HRRAN	W36	D24	H41	<i>M1</i>	<i>L</i>	<i>GL</i>



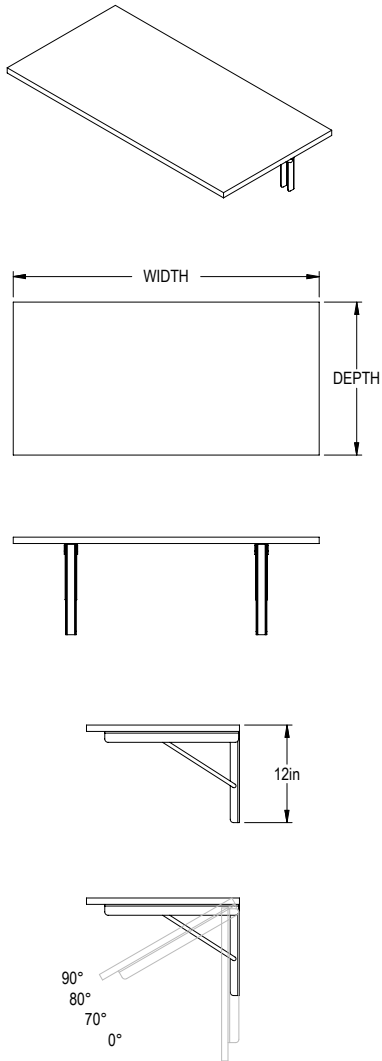
Features & Specifications

ORDER CODE					
WIDTH	DEPTH	# OF BRACKETS	PRICE M3	PRICE M1	PRICE H1
18"	18"	2	272	329	390
24"	18"	2	285	339	401
30"	18"	2	306	370	442
36"	18"	2	330	401	479
42"	18"	2	341	416	497
48"	18"	3	390	479	578
54"	18"	3	402	496	598
60"	18"	3	421	520	627
66"	18"	3	435	534	648
72"	18"	3	459	573	694
18"	24"	2	320	357	425
24"	24"	2	330	367	438
30"	24"	2	343	395	471
36"	24"	2	349	440	527
42"	24"	2	353	428	514
48"	24"	3	356	497	599
54"	24"	3	430	520	627
60"	24"	3	468	547	660
66"	24"	3	476	562	683
72"	24"	3	490	598	724



ORDER CODE SAMPLE			
ITEM CODE	WIDTH	DEPTH	LAMINATE
HMEWA	W36	D18	M3

- Used to create an extra counter or worksurface against a wall or at a reception station
- Adds extra distance between patient and care worker and provides usable surface
- Available in 0.75" LP laminate 'M3', 1" LP laminate 'M1' and 1" HP laminate 'H1'
- Includes 2 or 3 heavy duty (HD) brackets depending on width and attaching hardware



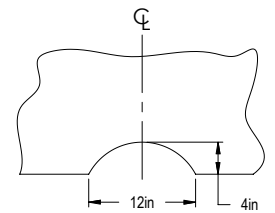
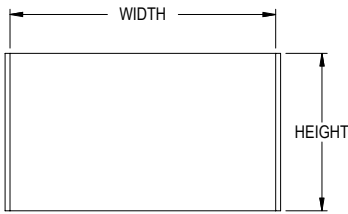
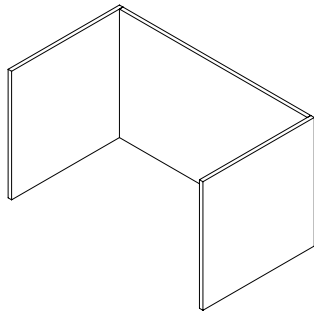
Features & Specifications

ORDER CODE					
WIDTH	DEPTH	# OF BRACKETS	PRICE M3	PRICE M1	PRICE H1
18"	18"	2	1,068	1,228	1,536
24"	18"	2	1,122	1,290	1,612
30"	18"	2	1,177	1,354	1,693
36"	18"	2	1,237	1,420	1,777
42"	18"	2	1,298	1,492	1,864
48"	18"	3	1,364	1,568	1,957
54"	18"	3	1,432	1,647	2,057
60"	18"	3	1,502	1,728	2,159
66"	18"	3	1,578	1,813	2,267
72"	18"	3	1,657	1,904	2,381
18"	24"	2	1,175	1,351	1,689
24"	24"	2	1,235	1,419	1,775
30"	24"	2	1,296	1,490	1,862
36"	24"	2	1,360	1,564	1,953
42"	24"	2	1,428	1,643	2,053
48"	24"	3	1,500	1,725	2,157
54"	24"	3	1,576	1,811	2,264
60"	24"	3	1,653	1,901	2,375
66"	24"	3	1,735	1,996	2,494
72"	24"	3	1,823	2,097	2,620



ORDER CODE SAMPLE			
ITEM CODE	WIDTH	DEPTH	LAMINATE
HMEFA	W36	D18	M3

- Used to create an extra counter or worksurface against a wall or at a reception station
- Adds extra distance between patient and care worker and provides usable surface
- Available in 0.75" LP laminate 'M3', 1" LP laminate 'M1' and 1" HP laminate 'H1'
- Includes 2 or 3 heavy duty (HD) brackets depending on width and attaching hardware
- Angles adjustable at 90°, 80°, 70° and 0°



OPTIONAL CENTER SCALLOP

Features & Specifications

No Charge Options

Optional Extra

ORDER CODE			
WIDTH	DEPTH	HEIGHT	PRICE
36"	24"	24"	678
48"	24"	24"	774
60"	24"	24"	872
72"	24"	24"	966
84"	24"	24"	1,064
36"	24"	30"	847
48"	24"	30"	966
60"	24"	30"	1,087
72"	24"	30"	1,208
84"	24"	30"	1,328
36"	24"	36"	1,015
48"	24"	36"	1,160
60"	24"	36"	1,305
72"	24"	36"	1,449
84"	24"	36"	1,594
36"	30"	24"	774
48"	30"	24"	872
60"	30"	24"	966
72"	30"	24"	1,064
84"	30"	24"	1,160
36"	30"	30"	966
48"	30"	30"	1,087
60"	30"	30"	1,208
72"	30"	30"	1,328
84"	30"	30"	1,449
36"	30"	36"	1,160
48"	30"	36"	1,305
60"	30"	36"	1,449
72"	30"	36"	1,594
84"	30"	36"	1,739

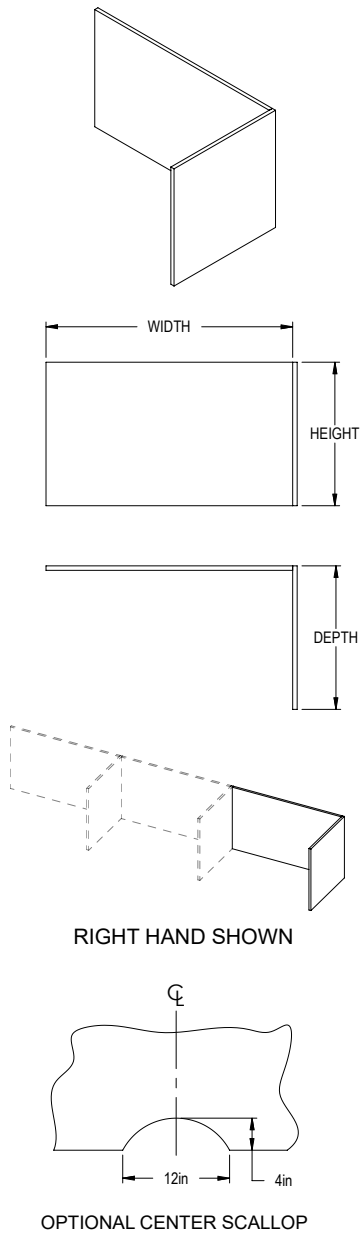


ORDER CODE SAMPLE			
ITEM CODE	WIDTH	DEPTH	HEIGHT
HDM1A	W48	D24	H24

- Constructed of 3/4" thick LPL laminate
- Corners are mechanically fastened with pins and cams
- Attaches to desk using included double sided tape
- Barrier and tape can be removed for non marring application

- All standard laminates available

- 3" Grommet (AG30A) in back lower center of surround, add code 'GC', add \$76
- Scallop in back lower center of surround, add code 'SC', add \$107



Features & Specifications

No Charge Options

Optional Extra

ORDER CODE			
WIDTH	DEPTH	HEIGHT	PRICE
36"	24"	24"	483
48"	24"	24"	581
60"	24"	24"	678
72"	24"	24"	774
84"	24"	24"	872
36"	24"	30"	605
48"	24"	30"	725
60"	24"	30"	847
72"	24"	30"	966
84"	24"	30"	1,087
36"	24"	36"	725
48"	24"	36"	872
60"	24"	36"	1,015
72"	24"	36"	1,160
84"	24"	36"	1,305
36"	30"	24"	532
48"	30"	24"	630
60"	30"	24"	725
72"	30"	24"	823
84"	30"	24"	918
36"	30"	30"	664
48"	30"	30"	786
60"	30"	30"	906
72"	30"	30"	1,028
84"	30"	30"	1,147
36"	30"	36"	799
48"	30"	36"	943
60"	30"	36"	1,087
72"	30"	36"	1,233
84"	30"	36"	1,377

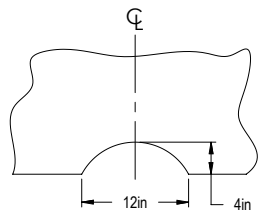
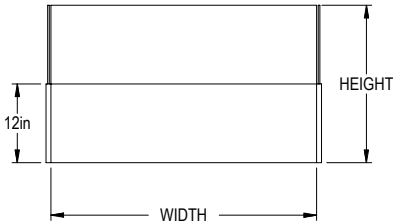
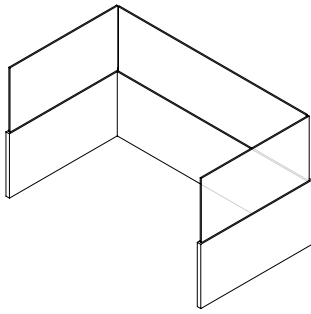


ORDER CODE SAMPLE				
ITEM CODE	WIDTH	DEPTH	HEIGHT	HAND
HDM2A	W48	D24	H24	R

- Constructed of 3/4" thick LPL laminate
- Corner is mechanically fastened with pins and cams
- Attaches to desk using included double sided tape
- Barrier and tape can be removed for non marring application
- Specify right hand 'R' or left hand 'L' in order code

- All standard laminates available

- 3" Grommet (AG30A) in back lower center of surround, add code 'GC', add \$76
- Scallop in back lower center of surround, add code 'SC', add \$107



OPTIONAL CENTER SCALLOP

Features & Specifications

No Charge Options

Optional Extra

ORDER CODE			
WIDTH	DEPTH	HEIGHT	PRICE
36"	24"	24"	903
48"	24"	24"	1,032
60"	24"	24"	1,160
72"	24"	24"	1,288
84"	24"	24"	1,417
36"	24"	30"	1,128
48"	24"	30"	1,288
60"	24"	30"	1,449
72"	24"	30"	1,609
84"	24"	30"	1,771
36"	24"	36"	1,352
48"	24"	36"	1,546
60"	24"	36"	1,739
72"	24"	36"	1,931
84"	24"	36"	2,126
36"	30"	24"	1,032
48"	30"	24"	1,160
60"	30"	24"	1,288
72"	30"	24"	1,417
84"	30"	24"	1,546
36"	30"	30"	1,288
48"	30"	30"	1,449
60"	30"	30"	1,609
72"	30"	30"	1,771
84"	30"	30"	1,931
36"	30"	36"	1,546
48"	30"	36"	1,739
60"	30"	36"	1,931
72"	30"	36"	2,126
84"	30"	36"	2,318

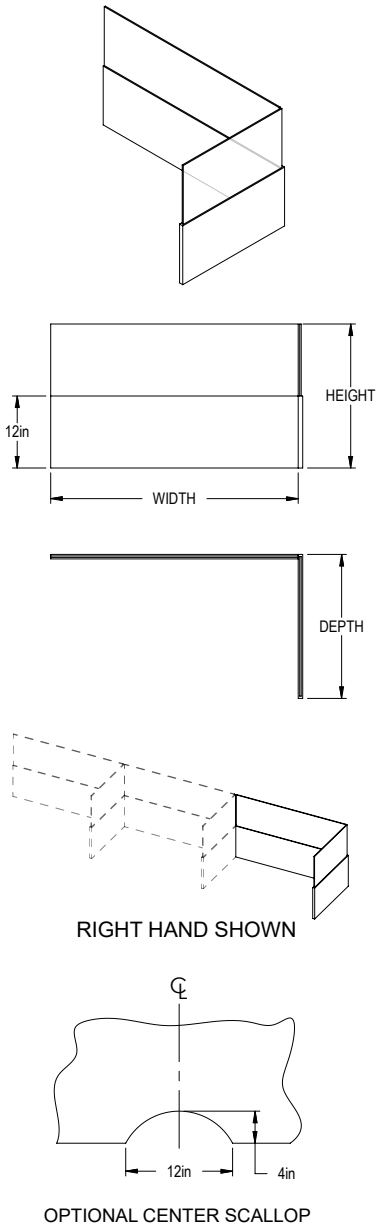


ORDER CODE SAMPLE					
ITEM CODE	WIDTH	DEPTH	HEIGHT	ACRYLIC	OPTION
HDA1A	W48	D24	H24	FR	GC

- Constructed of 3/4" thick LPL laminate and 1/4" thick clear or frosted acrylic
- Corners are mechanically fastened with pins and cams
- Lower laminate is 12" high regardless of overall height
- Attaches to desk using included double sided tape
- Barrier and tape can be removed for non marring application

- All standard laminates available
- Specify clear acrylic 'CL', or frosted acrylic 'FR'

- 3" Grommet (AG30A) in back lower center of surround, add code 'GC', add \$76
- Scallop in back lower center of surround, add code 'SC', add \$107



Features & Specifications

No Charge Options

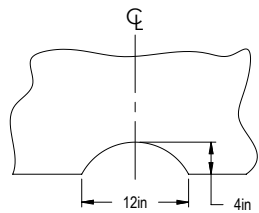
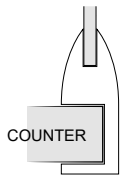
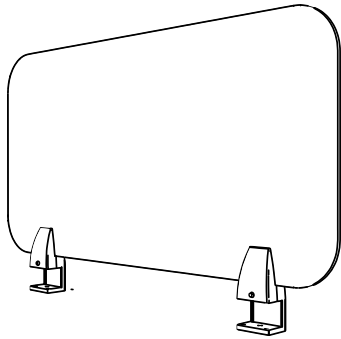
Optional Extra

ORDER CODE			
WIDTH	DEPTH	HEIGHT	PRICE
36"	24"	24"	645
48"	24"	24"	774
60"	24"	24"	903
72"	24"	24"	1,032
84"	24"	24"	1,160
36"	24"	30"	805
48"	24"	30"	966
60"	24"	30"	1,128
72"	24"	30"	1,288
84"	24"	30"	1,449
36"	24"	36"	966
48"	24"	36"	1,160
60"	24"	36"	1,352
72"	24"	36"	1,546
84"	24"	36"	1,739
36"	30"	24"	710
48"	30"	24"	839
60"	30"	24"	966
72"	30"	24"	1,095
84"	30"	24"	1,224
36"	30"	30"	886
48"	30"	30"	1,046
60"	30"	30"	1,208
72"	30"	30"	1,368
84"	30"	30"	1,529
36"	30"	36"	1,064
48"	30"	36"	1,257
60"	30"	36"	1,449
72"	30"	36"	1,643
84"	30"	36"	1,835



ORDER CODE SAMPLE						
ITEM CODE	WIDTH	DEPTH	HEIGHT	HAND	ACRYLIC	OPTION
HDA2A	W48	D24	H24	R	FR	GC

- Constructed of 3/4" thick LPL laminate and 1/4" thick clear or frosted acrylic
 - Corners are mechanically fastened with pins and cams
 - Lower laminate is 12" high regardless of overall height
 - Attaches to desk using included double sided tape
 - Barrier and tape can be removed for non marring application
 - Specify right hand 'R' or left hand 'L' in order code
-
- All standard laminates available
 - Specify clear acrylic 'CL', or frosted acrylic 'FR'
-
- 3" Grommet (AG30A) in back lower center of surround, add code 'GC', add \$76
 - Scallop in back lower center of surround, add code 'SC', add \$107



OPTIONAL CENTER SCALLOP

Features & Specifications

Optional Extra

ORDER CODE			
MODEL	WIDTH*	HEIGHT	PRICE
HDS1A	18"	18"	278
HDS1A	24"	18"	336
HDS1A	30"	18"	391
HDS1A	36"	18"	447
HDS1A	48"	18"	559
HDS1A	60"	18"	672
HDS1A	72"	18"	785
HDS1A	18"	24"	336
HDS1A	24"	24"	409
HDS1A	30"	24"	483
HDS1A	36"	24"	559
HDS1A	48"	24"	710
HDS1A	60"	24"	860
HDS1A	72"	24"	903
HDS1A	18"	30"	391
HDS1A	24"	30"	483
HDS1A	30"	30"	579
HDS1A	36"	30"	672
HDS1A	48"	30"	860
HDS1A	60"	30"	1,046
HDS1A	72"	30"	1,235

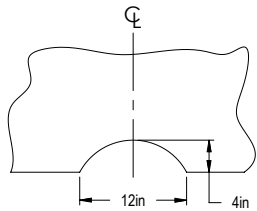
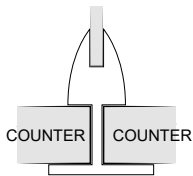

* Nominal size listed; actual size is 1.55" less than nominal.



ORDER CODE SAMPLE				
ITEM CODE	WIDTH*	HEIGHT	ACRYLIC	OPTION
HDS1A	W36	H24	CL	SC

- Acrylic is 0.25" thick
- Mounts to 1" thick desk or counter; screws from underside into surface
- Screens without scallop include 2 clamps for widths 18"-48" and 3 clamps for width 60"-72"
- Screens with scallop include 2 clamps for widths 18"-36" and 4 clamps for width 48"-72"
- Once installed, screen sits 0.5" above desk for document pass through
- Hardware finish options: black, white & silver
- Specify clear acrylic 'CL', or frosted acrylic 'FR'
- Includes 3/4" long screws for mounting

- Lower center scallop allows larger item pass through, add code 'SC' and add \$66



OPTIONAL CENTER SCALLOP

Features & Specifications

Optional Extra

ORDER CODE			
MODEL	WIDTH*	HEIGHT	PRICE
HDS2A	18"	18"	278
HDS2A	24"	18"	336
HDS2A	30"	18"	391
HDS2A	36"	18"	447
HDS2A	48"	18"	559
HDS2A	60"	18"	672
HDS2A	72"	18"	785
HDS2A	18"	24"	336
HDS2A	24"	24"	409
HDS2A	30"	24"	483
HDS2A	36"	24"	559
HDS2A	48"	24"	710
HDS2A	60"	24"	860
HDS2A	72"	24"	903
HDS2A	18"	30"	391
HDS2A	24"	30"	483
HDS2A	30"	30"	579
HDS2A	36"	30"	672
HDS2A	48"	30"	860
HDS2A	60"	30"	1,046
HDS2A	72"	30"	1,235

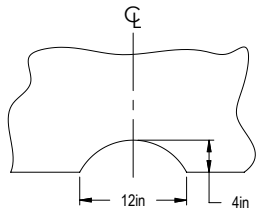
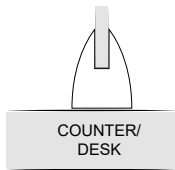

* Nominal size listed; actual size is 1.55" less than nominal.



ORDER CODE SAMPLE				
ITEM CODE	WIDTH*	HEIGHT	ACRYLIC	OPTION
HDS2A	W36	H24	FR	SC

- Acrylic is 0.25" thick
- Mounts to 1" thick desk or counter; screws from underside into surface
- Screens without scallop include 2 clamps for widths 18"-48" and 3 clamps for width 60"-72"
- Screens with scallop include 2 clamps for widths 18"-36" and 4 clamps for width 48"-72"
- Once installed, screen sits 0.5" above desk for document pass through
- Hardware finish options: black, white & silver
- Specify clear acrylic 'CL', or frosted acrylic 'FR'
- Includes 3/4" long screws for mounting

- Lower center scallop allows larger item pass through, add code 'SC' and add \$66



OPTIONAL CENTER SCALLOP

Features & Specifications

Optional Extra

ORDER CODE			
MODEL	WIDTH*	HEIGHT	PRICE
HDS3A	18"	18"	262
HDS3A	24"	18"	318
HDS3A	30"	18"	375
HDS3A	36"	18"	430
HDS3A	48"	18"	544
HDS3A	60"	18"	657
HDS3A	72"	18"	770
HDS3A	18"	24"	318
HDS3A	24"	24"	393
HDS3A	30"	24"	469
HDS3A	36"	24"	544
HDS3A	48"	24"	694
HDS3A	60"	24"	843
HDS3A	72"	24"	886
HDS3A	18"	30"	375
HDS3A	24"	30"	469
HDS3A	30"	30"	561
HDS3A	36"	30"	657
HDS3A	48"	30"	843
HDS3A	60"	30"	1,032
HDS3A	72"	30"	1,219

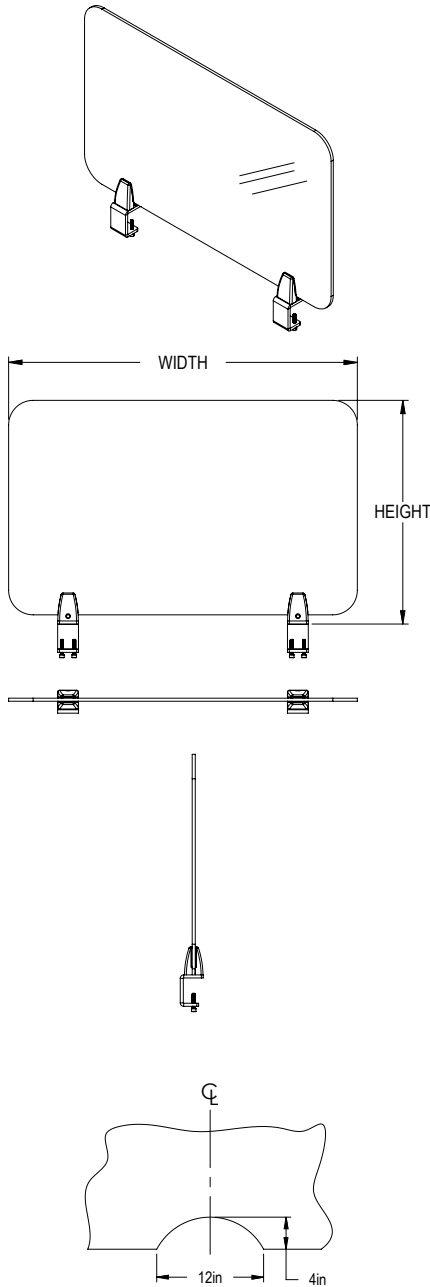
* Nominal size listed; actual size is 1.55" less than nominal.



ORDER CODE SAMPLE				
ITEM CODE	WIDTH*	HEIGHT	ACRYLIC	OPTION
HDS3A	W36	H24	FR	SC

- Acrylic is 0.25" thick
- Permanently mounts to the top of desk or counter; screws from top into surface
- Screens without scallop include 2 clamps for widths 18"-48" and 3 clamps for width 60"-72"
- Screens with scallop include 2 clamps for widths 18"-36" and 4 clamps for width 48"-72"
- Once installed, screen sits 0.5" above desk for document pass through
- Hardware finish options: black, white & silver
- Specify clear acrylic 'CL', or frosted acrylic 'FR'
- Includes 3/4" long screws for mounting

- Lower center scallop allows larger item pass through, add code 'SC' and add \$66



OPTIONAL CENTER SCALLOP

Features & Specifications

Optional Extra

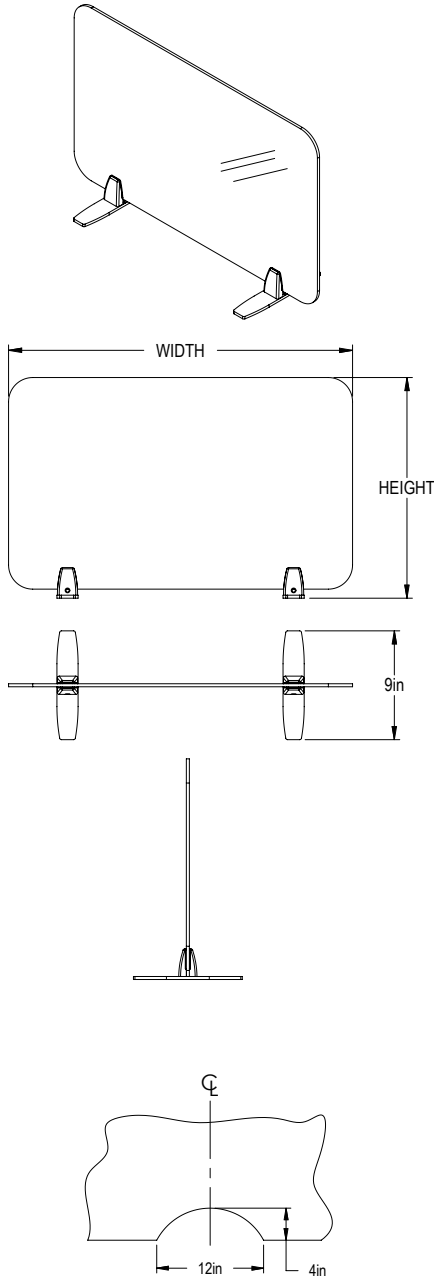
ORDER CODE			
MODEL	WIDTH*	HEIGHT	PRICE
HDSCA	18"	18"	322
HDSCA	24"	18"	379
HDSCA	30"	18"	435
HDSCA	36"	18"	492
HDSCA	48"	18"	604
HDSCA	60"	18"	715
HDSCA	72"	18"	829
HDSCA	18"	24"	379
HDSCA	24"	24"	453
HDSCA	30"	24"	529
HDSCA	36"	24"	604
HDSCA	48"	24"	754
HDSCA	60"	24"	904
HDSCA	72"	24"	948
HDSCA	18"	30"	435
HDSCA	24"	30"	529
HDSCA	30"	30"	623
HDSCA	36"	30"	715
HDSCA	48"	30"	904
HDSCA	60"	30"	1,092
HDSCA	72"	30"	1,279

* Nominal size listed; actual size is 1.55" less than nominal.

▽

ORDER CODE SAMPLE				
ITEM CODE	WIDTH*	HEIGHT	ACRYLIC	OPTION
HDSCA	W36	H24	FR	SC

- Acrylic is 0.25" thick
 - Accommodates desk or counter thickness of 1" - 2"; adjust set screws underneath to clamp
 - Screens without scallop include 2 clamps for widths 18"-48" and 3 clamps for width 60"-72"
 - Screens with scallop include 2 clamps for widths 18"-36" and 4 clamps for width 48"-72"
 - Once installed, screen sits 3/4" above desk for document pass through
 - Hardware finish options: black, white & silver
 - Specify clear acrylic 'CL', or frosted acrylic 'FR'
- Lower center scallop allows larger item pass through, add code 'SC' and add \$66



OPTIONAL CENTER SCALLOP

Features & Specifications

Optional Extra

ORDER CODE			
MODEL	WIDTH	HEIGHT	PRICE
HDSPA	18"	18"	310
HDSPA	24"	18"	366
HDSPA	30"	18"	421
HDSPA	36"	18"	478
HDSPA	42"	18"	531
HDSPA	48"	18"	591
HDSPA	60"	18"	703
HDSPA	72"	18"	815
HDSPA	18"	24"	366
HDSPA	24"	24"	441
HDSPA	30"	24"	517
HDSPA	36"	24"	591
HDSPA	42"	24"	664
HDSPA	48"	24"	740
HDSPA	60"	24"	891
HDSPA	72"	24"	933
HDSPA	18"	30"	421
HDSPA	24"	30"	517
HDSPA	30"	30"	609
HDSPA	36"	30"	703
HDSPA	42"	30"	800
HDSPA	48"	30"	891
HDSPA	60"	30"	1,079
HDSPA	72"	30"	1,266

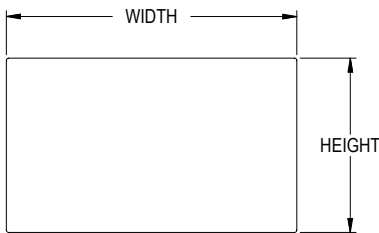
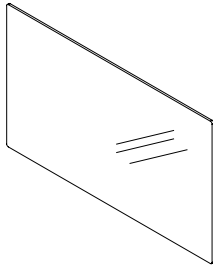
* Nominal size listed; actual size is 1.55" less than nominal.



ORDER CODE SAMPLE				
ITEM CODE	WIDTH	HEIGHT	ACRYLIC	OPTION
HDSPA	W36	H24	FR	SC

- Acrylic is 0.25" (6mm) thick
- Simply rests on desk or counter and can be moved when required
- Use double sided tape (not included) for semi-permanent mounting if required
- Screens without scallop include 2 clamps for widths 18"-48" and 3 clamps for width 60"-72"
- Screens with scallop include 2 clamps for widths 18"-36" and 4 clamps for width 48"-72"
- Once installed, screen sits 3/4" above desk for document pass through
- Hardware finish options: black, white & silver
- Specify clear acrylic 'CL', or frosted acrylic 'FR'

- Lower center scallop allows larger item pass through, add code 'SC' and add \$66



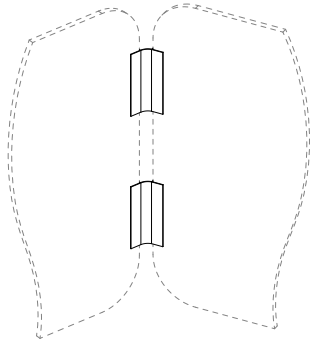
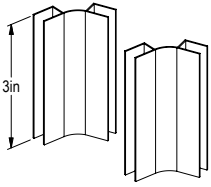
Features & Specifications

SIZE		
WIDTH	HEIGHT	PRICE
12"	12"	86
24"	12"	169
36"	12"	252
48"	12"	337
60"	12"	419
72"	12"	502
84"	12"	585
12"	18"	126
24"	18"	252
36"	18"	377
48"	18"	502
60"	18"	629
72"	18"	752
84"	18"	877
12"	24"	169
24"	24"	337
36"	24"	502
48"	24"	670
60"	24"	836
72"	24"	1,004
84"	24"	1,169
12"	30"	211
24"	30"	419
36"	30"	629
48"	30"	836
60"	30"	1,044
72"	30"	1,251
84"	30"	1,462
12"	36"	252
24"	36"	502
36"	36"	752
48"	36"	1,004
60"	36"	1,251
72"	36"	1,502
84"	36"	1,753



ORDER CODE SAMPLE			
ITEM CODE	WIDTH	HEIGHT	ACRYLIC
HDPAA	W48	H30	FR

- Plain acrylic sheet without holes or machining
- Clear 'CL' or frosted 'FR' available
- Custom sizes available in between maximum and minimum widths & heights at 1/8" intervals
Example size: 36 5/8" wide x 24 1/4" high



ITEM	
SIZE	PRICE PER PAIR
3" LENGTH	20



ORDER CODE SAMPLE
ITEM CODE
HDSL A

Features & Specifications

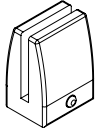
- 3" Long set of two attaches desks screens at any location along the screen height
- Provides 330° of movement
- Simple press fit attachment
- Translucent plastic
- For use on acrylic or glass with a thickness of 3/16" - 5/16" (5mm - 8mm)



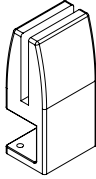
SPECIAL NOTES

- Does not accommodate thicknesses larger indicated above, ie. will not adjust to 10mm

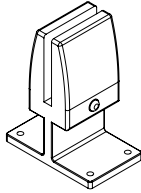




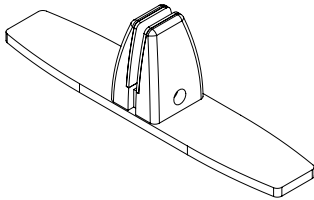
HDB3A - FLUSH MOUNT BRACKET	
APPLICATION	PRICE EACH
Permanently mounts directly to surface	52



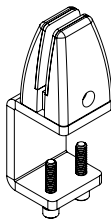
HDB1A - EDGE MOUNT BRACKET	
APPLICATION	PRICE EACH
Permanently mounts to edge of surface	52



HDB2A - BETWEEN MOUNT BRACKET	
APPLICATION	PRICE EACH
Permanently mounts in between surfaces	52



HDBPA - WEIGHTED PLATE BRACKET	
APPLICATION	PRICE EACH
Flexible placement, non-permanent	86



HDBCA - CLAMP BRACKET	
APPLICATION	PRICE EACH
Clamp on flexible placement	108

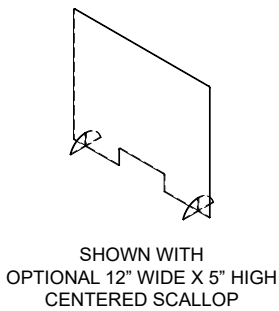
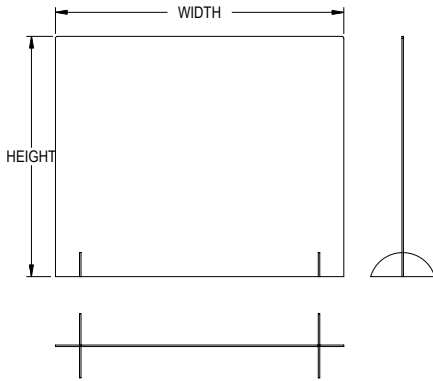
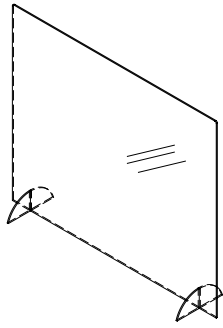
Features & Specifications



ORDER CODE SAMPLE
ITEM CODE
HDB1A

- Includes bracket only, sold as single unit (not pairs)
- All brackets can accommodate a maximum screen thickness of 3/4"
- HDB1A, HDB2A, HDB3A include 3/4" long mounting screws
- HDBCA accommodates worksurface thicknesses between 1" - 2"
- Available in black, silver and white





Features & Specifications

Optional Extra

ORDER CODE			
WIDTH	HEIGHT	FOOT SIZE (W x H)	PRICE
24"	30"	8" x 4"	451
30"	30"	8" x 4"	690
36"	30"	8" x 4"	761
42"	30"	10" x 5"	900
48"	30"	10" x 5"	1,036
24"	36"	8" x 4"	483
30"	36"	8" x 4"	761
36"	36"	8" x 4"	829
42"	36"	10" x 5"	966
48"	36"	10" x 5"	1,106

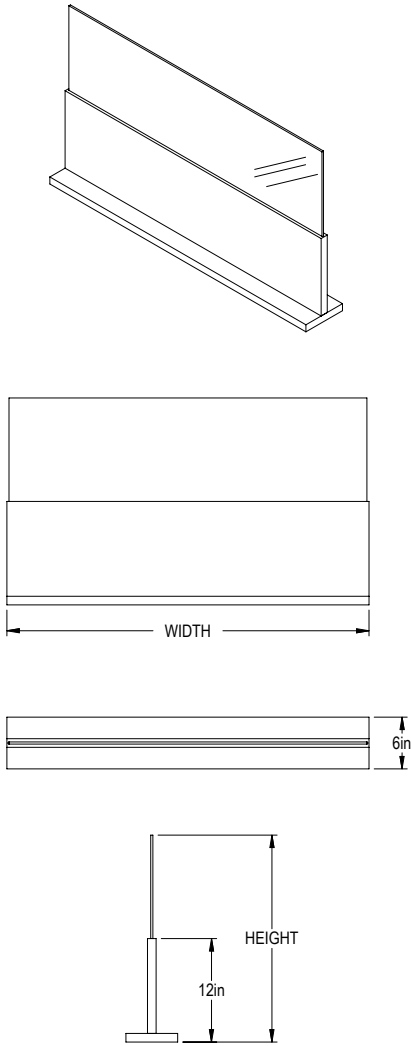


ORDER CODE SAMPLE			
ITEM CODE	WIDTH	HEIGHT	OPTION
HDSBA	W36	H30	SC

- Acrylic is 0.1875" (3/16") thick
- Available in clear acrylic only
- Freestanding on desk or counter, no permanent attachment

- Lower center scallop allows larger item pass through, add code 'SC' and add \$66





OVERALL SIZE			
WIDTH	HEIGHT	BASE	PRICE
18"	24"	6"	264
24"	24"	6"	350
30"	24"	6"	439
36"	24"	6"	524
48"	24"	6"	699
60"	24"	6"	874
72"	24"	6"	1,046
18"	30"	6"	336
24"	30"	6"	445
30"	30"	6"	555
36"	30"	6"	664
48"	30"	6"	886
60"	30"	6"	1,108
72"	30"	6"	1,328
18"	36"	6"	418
24"	36"	6"	555
30"	36"	6"	694
36"	36"	6"	831
48"	36"	6"	1,108
60"	36"	6"	1,385
72"	36"	6"	1,660

Features & Specifications

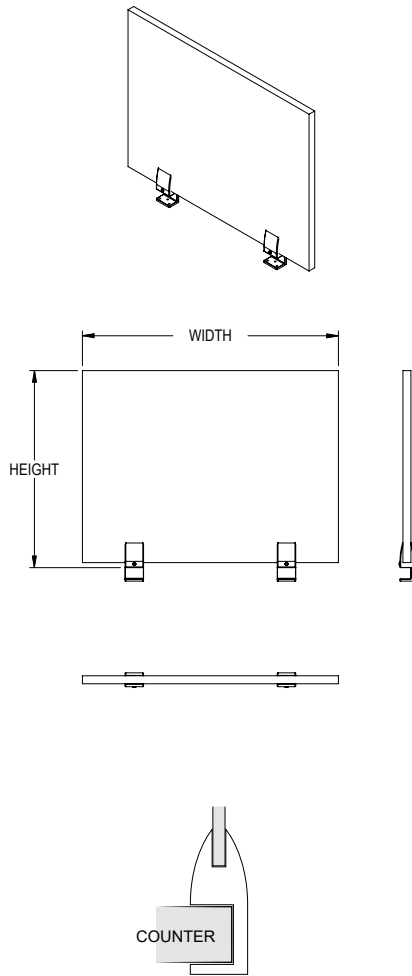
- Mounts to surface with included double sided tape
- Acrylic is 0.25" thick
- Specify clear acrylic 'CL', or frosted acrylic 'FR'
- Laminate remains at 12" high regardless of overall height

No Charge Options

- All standard laminate finishes available



ORDER CODE SAMPLE			
ITEM CODE	WIDTH	HEIGHT	ACRYLIC
HDSDA	L36	H24	FR



ORDER CODE			
MODEL	WIDTH*	HEIGHT	PRICE
HDL1A	18"	18"	169
HDL1A	24"	18"	201
HDL1A	30"	18"	236
HDL1A	36"	18"	268
HDL1A	48"	18"	338
HDL1A	60"	18"	403
HDL1A	72"	18"	471
HDL1A	18"	24"	201
HDL1A	24"	24"	247
HDL1A	30"	24"	291
HDL1A	36"	24"	338
HDL1A	48"	24"	427
HDL1A	60"	24"	518
HDL1A	72"	24"	543

* Nominal size listed; actual size is 1.55" less than nominal.

Features & Specifications

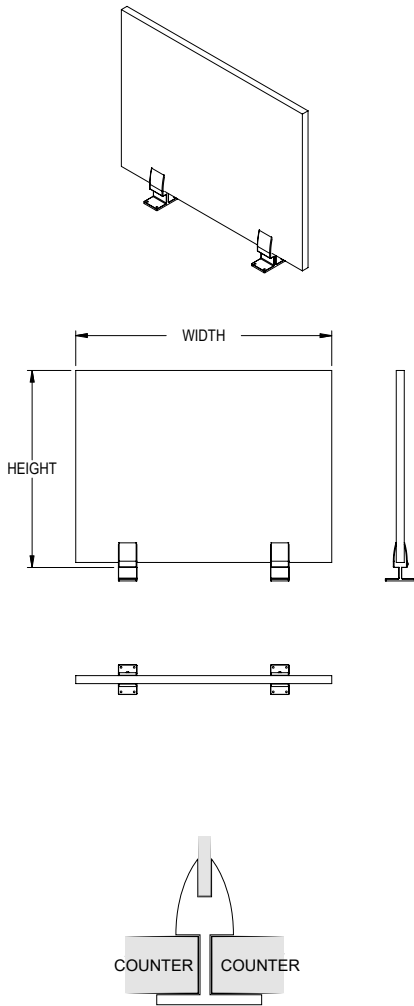
No Charge Options

Optional Extra



ORDER CODE SAMPLE			
ITEM CODE	WIDTH*	HEIGHT	OPTION
HDL1A	W36	H24	RD

- Laminate screen is 0.75" LPL
 - Mounts to 1" thick desk or counter; screws from underside into surface
 - Screens include 2 clamps for widths 18"-48" and 3 clamps for width 60"-72"
 - Once installed, screen sits 0.5" above desk for document pass through
 - Includes 3/4" long screws for mounting
-
- All standard laminates and metal finishes available
-
- 2" Rounded corners (all 4 corners) add code 'RD' and add \$214



ORDER CODE			
MODEL	WIDTH*	HEIGHT	PRICE
HDL2A	18"	18"	169
HDL2A	24"	18"	201
HDL2A	30"	18"	236
HDL2A	36"	18"	268
HDL2A	48"	18"	338
HDL2A	60"	18"	403
HDL2A	72"	18"	471
HDL2A	18"	24"	201
HDL2A	24"	24"	247
HDL2A	30"	24"	291
HDL2A	36"	24"	338
HDL2A	48"	24"	427
HDL2A	60"	24"	518
HDL2A	72"	24"	543

* Nominal size listed; actual size is 1.55" less than nominal.

Features & Specifications

No Charge Options

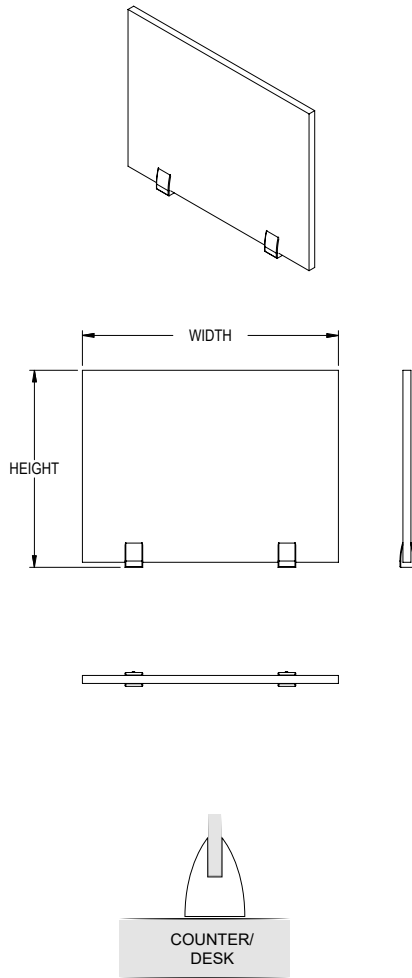
Optional Extra



ORDER CODE SAMPLE			
ITEM CODE	WIDTH*	HEIGHT	OPTION
HDL2A	W36	H24	RD

- Laminate screen is 0.75" LPL
 - Mounts to 1" thick desk or counter; screws from underside into surface
 - Screens include 2 clamps for widths 18"-48" and 3 clamps for width 60"-72"
 - Once installed, screen sits 0.5" above desk for document pass through
 - Includes 3/4" long screws for mounting
-
- All standard laminates and metal finishes available
-
- 2" Rounded corners (all 4 corners) add code 'RD' and add \$214





ORDER CODE			
MODEL	WIDTH*	HEIGHT	PRICE
HDL3A	18"	18"	158
HDL3A	24"	18"	194
HDL3A	30"	18"	226
HDL3A	36"	18"	260
HDL3A	48"	18"	327
HDL3A	60"	18"	395
HDL3A	72"	18"	463
HDL3A	18"	24"	194
HDL3A	24"	24"	237
HDL3A	30"	24"	281
HDL3A	36"	24"	327
HDL3A	48"	24"	418
HDL3A	60"	24"	507
HDL3A	72"	24"	532

* Nominal size listed; actual size is 1.55" less than nominal.

Features & Specifications

No Charge Options

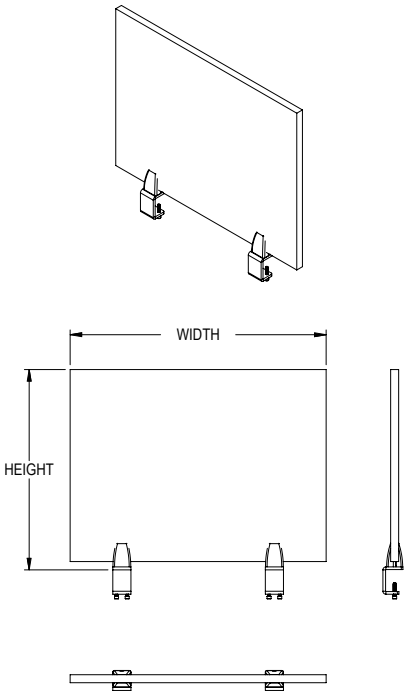
Optional Extra

- Laminate screen is 0.75" LPL
- Permanently mounts to the top of desk or counter; screws from top into surface
- Screens include 2 clamps for widths 18"-48" and 3 clamps for width 60"-72"
- Once installed, screen sits 0.5" above desk for document pass through
- Includes 3/4" long screws for mounting
- All standard laminates and metal finishes available
- 2" Rounded corners (all 4 corners) add code 'RD' and add \$214



ORDER CODE SAMPLE			
ITEM CODE	WIDTH*	HEIGHT	OPTION
HDL3A	W36	H24	RD





ORDER CODE			
MODEL	WIDTH*	HEIGHT	PRICE
HDLCA	18"	18"	322
HDLCA	24"	18"	379
HDLCA	30"	18"	435
HDLCA	36"	18"	492
HDLCA	48"	18"	604
HDLCA	60"	18"	715
HDLCA	72"	18"	829
HDLCA	18"	24"	379
HDLCA	24"	24"	453
HDLCA	30"	24"	529
HDLCA	36"	24"	604
HDLCA	48"	24"	754
HDLCA	60"	24"	904
HDLCA	72"	24"	948

* Nominal size listed; actual size is 1.55" less than nominal.

Features & Specifications

No Charge Options

Optional Extra



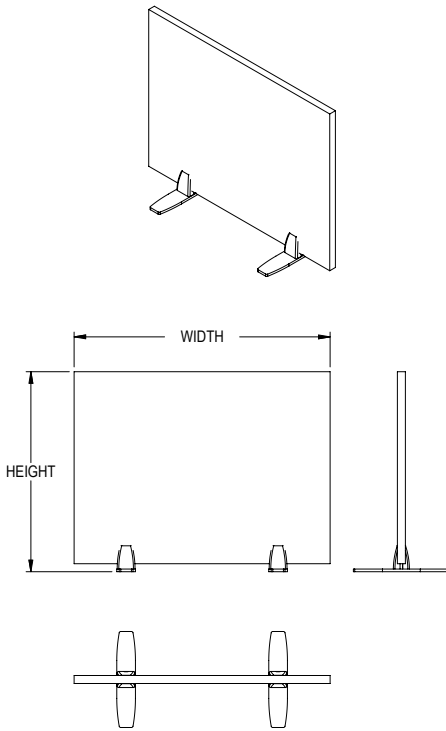
ORDER CODE SAMPLE			
ITEM CODE	WIDTH*	HEIGHT	OPTION
HDLCA	W36	H24	RD

- Laminate screen is 0.75" LPL
- Accommodates desk or counter thickness of 1" - 2"; adjust set screws underneath to clamp
- Screens include 2 clamps for widths 18"-48" and 3 clamps for width 60"-72"
- Once installed, screen sits 3/4" above desk for document pass through

- All standard laminates and metal finishes available

- 2" Rounded corners (all 4 corners) add code 'RD' and add \$214





ORDER CODE			
MODEL	WIDTH	HEIGHT	PRICE
HDLPA	18"	18"	310
HDLPA	24"	18"	366
HDLPA	30"	18"	421
HDLPA	36"	18"	478
HDLPA	48"	18"	591
HDLPA	60"	18"	703
HDLPA	72"	18"	815
HDLPA	18"	24"	366
HDLPA	24"	24"	441
HDLPA	30"	24"	517
HDLPA	36"	24"	591
HDLPA	48"	24"	740
HDLPA	60"	24"	891
HDLPA	72"	24"	933



ORDER CODE SAMPLE			
ITEM CODE	WIDTH	HEIGHT	OPTION
HDLPA	W36	H24	RD

Features & Specifications

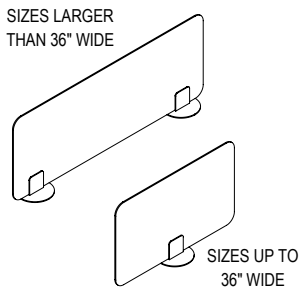
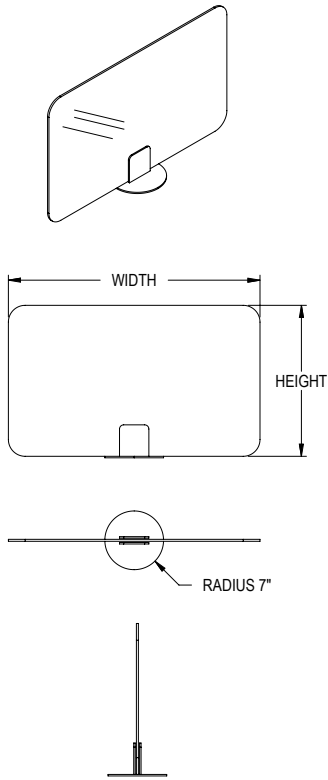
- Laminate screen is 0.75" LPL
- Simply rests on desk or counter and can be moved when required
- Use double sided tape (not included) for semi-permanent mounting if required
- Screens include 2 clamps for widths 18"-48" and 3 clamps for width 60"-72"
- Once installed, screen sits 3/4" above desk for document pass through

No Charge Options

- All standard laminates and metal finishes available

Optional Extra

- 2" Rounded corners (all 4 corners) add code 'RD' and add \$214



Features & Specifications

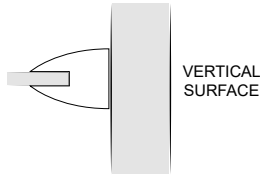
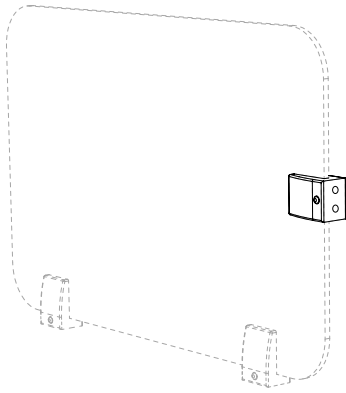
No Charge Options

ORDER CODE			
WIDTH	HEIGHT	# OF DISCS	PRICE
12"	18"	1	327
18"	18"	1	383
24"	18"	1	443
30"	18"	1	501
36"	18"	1	558
48"	18"	2	882
60"	18"	2	1,101
72"	18"	2	1,219
12"	18"	1	327
18"	24"	1	443
24"	24"	1	520
30"	24"	1	721
36"	24"	1	774
48"	24"	2	1,036
60"	24"	2	1,192
72"	24"	2	1,288



ORDER CODE SAMPLE			
ITEM CODE	WIDTH	HEIGHT	ACRYLIC
HDASA	W36	H24	FR

- Acrylic is 6mm (0.25") thick
- Specify clear acrylic 'CL', or frosted acrylic 'FR'
- Simply rests on desk or counter and can be moved when required
- Use double sided tape (not included) for semi-permanent mounting if required
- See chart above for number of discs included depending on size
- All standard metal finishes available



VERTICAL SURFACE


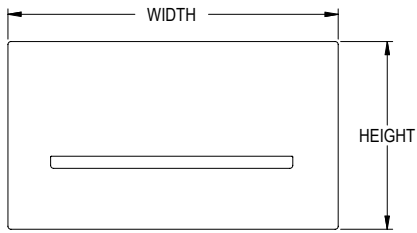
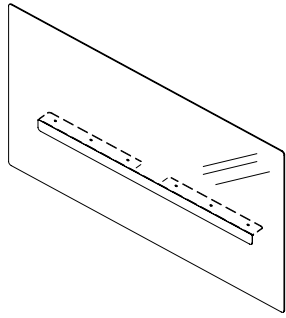
ITEM	
SIZE	PRICE EACH
1.7" W 1.3" D x 2.4" H	52

Features & Specifications



ORDER CODE SAMPLE
ITEM CODE
HDSWA

- Includes bracket only with mounting hardware
- Permanently attaches to surface with screws
- Can be used to add extra vertical support to existing screens



OVERALL SIZE		
WIDTH*	HEIGHT	PRICE
24"	31"	670
30"	31"	706
36"	31"	799
42"	31"	905
48"	31"	1,014
54"	31"	1,133
60"	31"	1,239
66"	31"	1,364
72"	31"	1,488

* Nominal size listed; actual size is 1.55" less than nominal.

Features & Specifications

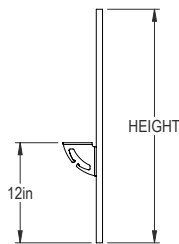
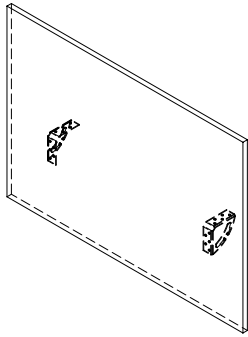
No Charge Options



ORDER CODE SAMPLE		
ITEM CODE	WIDTH	ACRYLIC
HAPAA	48	FR

- Includes 3/4" fasteners
- When mounted to the edge of a desk, 18" sits above and 12" below
- Cannot be mounted to knife edge trim
- Specify clear acrylic 'CL', or frosted acrylic 'FR'
- 6" Gap in center for wire management, monitor arm or clamp on electrical

- All standard laminate finishes available
- All standard metal finishes are available for bracket



OVERALL SIZE

WIDTH	HEIGHT	PRICE
12"	31"	383
18"	31"	473
24"	31"	645
30"	31"	720
36"	31"	772
42"	31"	799
48"	31"	811
54"	31"	839
60"	31"	863
66"	31"	881
72"	31"	900
78"	31"	923
84"	31"	945



ORDER CODE SAMPLE

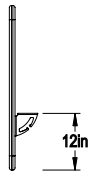
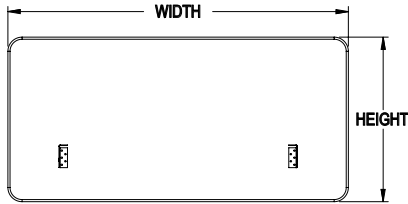
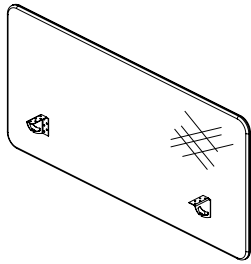
ITEM CODE	WIDTH
HAPPA	48

Features & Specifications

- Includes L brackets with integrated wire management
- Includes 3/4" fasteners
- Privacy panel constructed from 3/4" LPL laminate with all sides edged
- When mounted to the edge of a desk, 18" sits above and 12" below
- Cannot be mounted to knife edge trim

No Charge Options

- All standard laminate finishes available
- All standard metal finishes are available for bracket



OVERALL SIZE		FABRIC PRICE			
WIDTH	HEIGHT	GRADE 0 (G0)	GRADE 1 (G1)	GRADE 2 (G2)	GRADE 3 (G3)
18"	31"	469	517	537	561
24"	31"	549	604	631	659
30"	31"	661	728	761	792
36"	31"	683	751	785	821
42"	31"	725	799	835	872
48"	31"	799	877	917	957
54"	31"	907	1,001	1,043	1,089
60"	31"	1,068	1,175	1,228	1,283

Features & Specifications



ORDER CODE SAMPLE		
ITEM CODE	WIDTH	FABRIC GRADE
HAPFA	48	G1

No Charge Options

- Includes bracket with wire management hooks
 - Includes mounting hardware
 - Specify fabric, add code: Grade 0 'G0', Grade 1 'G1', Grade 2 'G2' or Grade 3 'G3'
 - When mounted to the edge of a desk, 18" sits above and 12" below
 - Panel is 1" thick
 - Fabric is tackable
 - Cannot be mounted to knife edge trim
-
- All standard laminate finishes available
 - All standard metal finishes are available for bracket



Summary

The Rise-Up panel bracket was designed by BRC to quickly add divider panels to the top of other manufacturer's systems panels. BRC offers divider panels for this bracket in laminate, acrylic, fabric and glass. It offers two styles and four standard configurations of bracket to handle different panel thicknesses from various manufacturers. Within the two styles and four configurations, the bracket is adjustable with set screws to adapt to variations in panel thickness. Custom solutions are available by request.

Note: The Rise-Up panel brackets are designed to securely hold the weights of the divider panels that BRC offers provided the brackets are properly and rigidly attached to a secure panel frame below. With the variety of different systems panels in the industry, it is impossible for BRC to ensure the Rise-Up panel bracket will securely attach to any particular panel from any manufacturer and consequently, BRC specifically denies any responsibility or liability for this attachment or the installation associated with it. The security of the attachment of the Rise-Up panel bracket to any panel is the purchaser's responsibility. Serious injury can result if the brackets are not securely fastened to a solid panel frame.

Further, BRC cannot ensure that other manufacturer's systems panels are structurally sound or capable of carrying the weight of the BRC upper panels that are being added. Therefore, BRC specifically denies responsibility or liability for damage or injury resulting from the failure of other manufacturer's panels with the installation of the BRC Rise-Up panel bracket and upper panels. The strength and suitability of the system panel to support the weight of the BRC Rise-Up panel bracket and divider panel is the responsibility of the purchaser.

BRC encourages you to contact us with details of your installation so we can help select the best option for you. BRC strongly recommends that you test the Rise-Up bracket and divider panel for your particular application before order. Sample brackets are available at a nominal cost or as a credit to the final installation. Get in touch with us at: quotes@brc.group

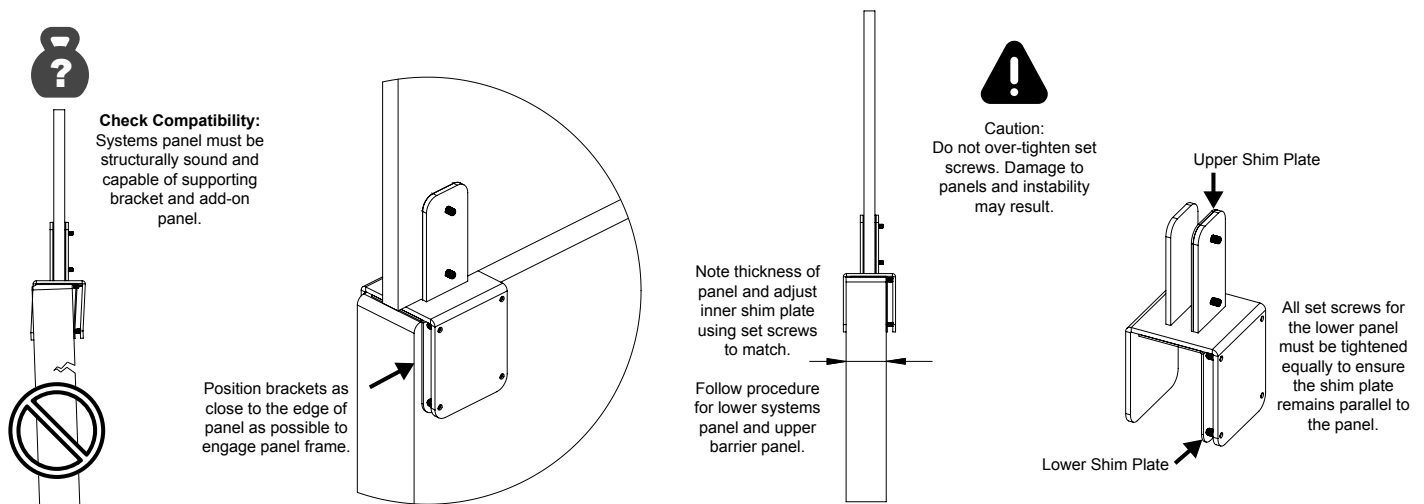
Lower & Upper Panel Thickness

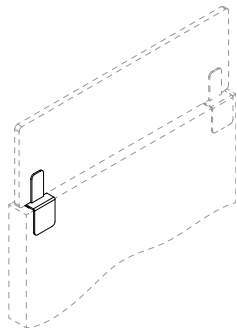
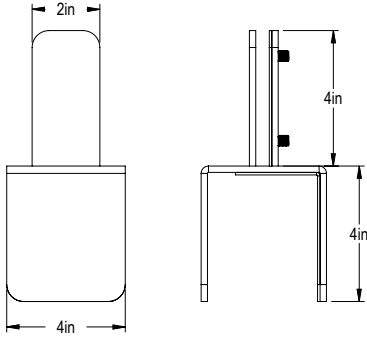
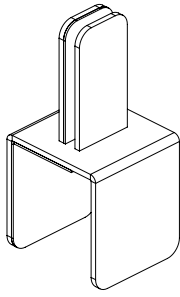
The Rise-Up brackets and panel add-ons that use the Rise-Up brackets are available in two styles and four sizes. The two styles have different codes: HRPAA accommodates upper panels that are acrylic or glass and have a thickness no greater than 12mm or 1/2". HRPBA accommodates upper panels more than 12mm (1/2") and less than 20mm or 5/16" (0.8"). The Lower panel thickness refers to the system panel that the bracket will be added to.

STYLE & CONFIGURATION CODE	FITS LOWER PANEL THICKNESS	UPPER PANEL THICKNESS
HRPAA A	2 1/2" - 3 1/8"	0" - 1/2" (12mm)
HRPAA B	1 3/4" - 2 3/8"	0" - 1/2" (12mm)
HRPAA C	1" - 1 5/8"	0" - 1/2" (12mm)
HRPAA D	3 1/4" - 3 7/8"	0" - 1/2" (12mm)
HRPBA A	2 1/2" - 3 1/8"	1/2" (12mm) - 5/16" (20mm)
HRPBA B	1 3/4" - 2 3/8"	1/2" (12mm) - 5/16" (20mm)
HRPBA C	1" - 1 5/8"	1/2" (12mm) - 5/16" (20mm)
HRPBA D	3 1/4" - 3 7/8"	1/2" (12mm) - 5/16" (20mm)

Installation

The RPA brackets allow for precise panel thickness sizing using the included set screw kits. Three size set screw kits are included (1/4", 1/2" and 3/4") and the length should be chosen so that when installed, the set screw does not stick out past the face of the bracket, or as little as possible. When installing, the set screws should be used to adjust the bracket to the thickness of the panel and then slight clamping. Additional tightening of the set screws is not recommended, especially on panels with fabric. Follow the same procedure for the upper panel. Again, overtightening may lead to failure, especially with add-on panels made of glass.





Features & Specifications

No Charge Options



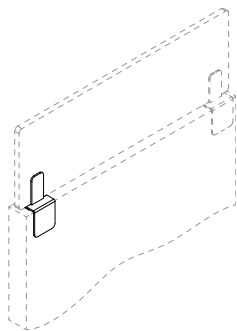
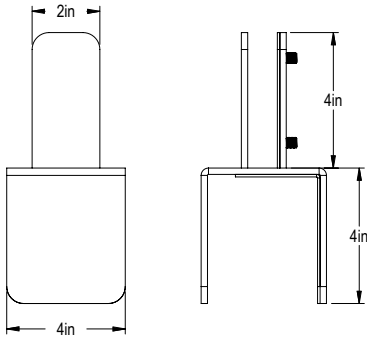
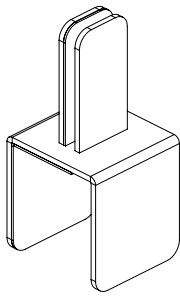
ITEM		
CONFIGURATION	FITS PANEL THICKNESS	PRICE EACH
A	2 1/2" - 3 1/8"	120
B	1 3/4" - 2 3/8"	120
C	1" - 1 5/8"	120
D	3 1/4" - 3 7/8"	120



ORDER CODE SAMPLE	
ITEM CODE	CONFIGURATION
HRPAA	B

- Adjustable tension for panel & upper screen using set screws
- Includes shim plate for top and bottom set screws
- Upper add on bracket accommodates maximum thickness of 1/2" (12mm)
- All standard metal finishes available

Refer to the "Rise-Up Systems Bracket Application" page in this price guide for details



Features & Specifications

No Charge Options



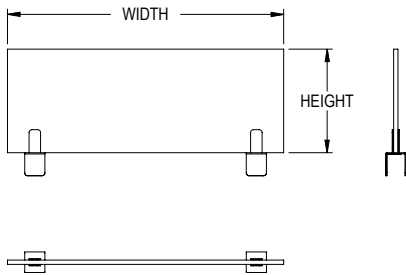
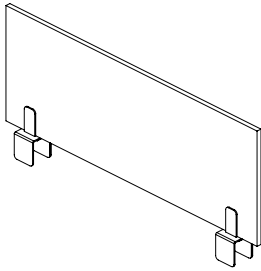
ITEM		
CONFIGURATION	FITS PANEL THICKNESS	PRICE EACH
A	2 1/2" - 3 1/8"	120
B	1 3/4" - 2 3/8"	120
C	1" - 1 5/8"	120
D	3 1/4" - 3 7/8"	120



ORDER CODE SAMPLE	
ITEM CODE	CONFIGURATION
HRPBA	C

- Adjustable tension for panel & upper screen using set screws
- Includes shim plate for top and bottom set screws
- Upper add on bracket accommodates maximum thickness of 20mm or 5/16" (0.8")
- All standard metal finishes available

Refer to the "Rise-Up Systems Bracket Application" page in this price guide for details



OVERALL SIZE		
WIDTH	HEIGHT	PRICE
18"	18"	367
24"	18"	412
30"	18"	453
36"	18"	497
42"	18"	541
48"	18"	582
54"	18"	625
60"	18"	669
72"	18"	816
18"	24"	441
24"	24"	498
30"	24"	554
36"	24"	609
42"	24"	664
48"	24"	722
54"	24"	776
60"	24"	832
72"	24"	1,001
18"	30"	504
24"	30"	573
30"	30"	642
36"	30"	708
42"	30"	774
48"	30"	842
54"	30"	907
60"	30"	976
72"	30"	1,152



ORDER CODE SAMPLE			
ITEM CODE	WIDTH	HEIGHT	CONFIGURATION
HRLPA	48	24	<i>B</i>

Features & Specifications

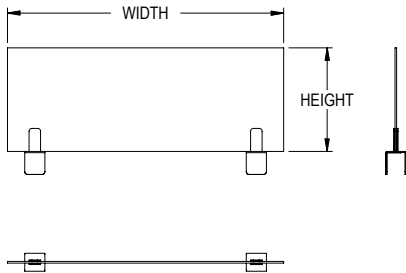
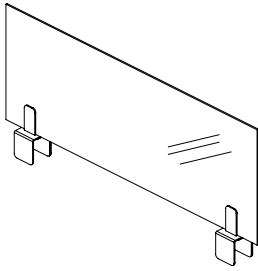
- Laminate is 3/4" thick LP
- Adjustable tension for panel & upper panel using set screws
- Includes shim plate for top and bottom set screws
- Select configuration based on panel thickness: 'A' fits panel thickness 2 1/2" - 3 1/8", 'B' fits 1 3/4" - 2 3/8", 'C' fits 1" - 1 5/8" thick and 'D' fits 3 1/4" - 3 7/8"
- 72" Width panels include three brackets
- This product uses bracket HRPBA

No Charge Options

- All standard laminate finishes available
- All standard metal finishes are available for bracket



- Refer to the "Rise-Up Systems Bracket Application" page in this price guide for details
- There will be a 3/16" gap under the upper panel



OVERALL SIZE		
WIDTH	HEIGHT	PRICE
18"	18"	440
24"	18"	506
30"	18"	573
36"	18"	639
42"	18"	708
48"	18"	774
54"	18"	841
60"	18"	907
72"	18"	1,077
18"	24"	533
24"	24"	622
30"	24"	709
36"	24"	796
42"	24"	882
48"	24"	970
54"	24"	1,057
60"	24"	1,144
72"	24"	1,308
18"	30"	618
24"	30"	722
30"	30"	826
36"	30"	931
42"	30"	1,035
48"	30"	1,140
54"	30"	1,245
60"	30"	1,349
72"	30"	1,521

Features & Specifications

No Charge Options



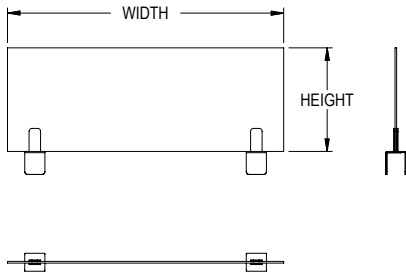
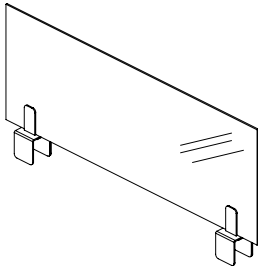
ORDER CODE SAMPLE				
ITEM CODE	WIDTH	HEIGHT	CONFIGURATION	ACRYLIC
HRAPA	48	24	A	CL

- Acrylic panel is 0.25" thick; Specify clear acrylic 'CL', or frosted acrylic 'FR'
- Adjustable tension for panel & upper panel using set screws
- Includes shim plate for top and bottom set screws
- Select configuration based on panel thickness: 'A' fits panel thickness 2 1/2" - 3 1/8", 'B' fits 1 3/4" - 2 3/8", 'C' fits 1" - 1 5/8" thick and 'D' fits 3 1/4" - 3 7/8"
- 60" & 72" Width panels include three brackets & additional supports
- This product uses bracket HRPAA

- All standard metal finishes are available for bracket

- Refer to the "Rise-Up Systems Bracket Application" page in this price guide for details
- There will be a 3/16" gap under the upper panel





OVERALL SIZE		
WIDTH	HEIGHT	PRICE
18"	18"	489
24"	18"	562
30"	18"	642
36"	18"	719
42"	18"	796
48"	18"	873
54"	18"	951
60"	18"	1,027
72"	18"	1,210

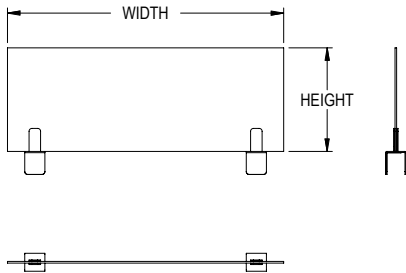
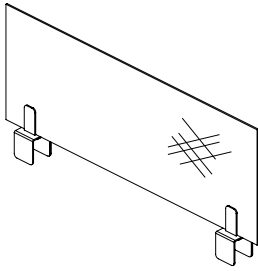
Features & Specifications

No Charge Options



ORDER CODE SAMPLE				
ITEM CODE	WIDTH	HEIGHT	CONFIGURATION	GLASS OPTION
HRGPA	48	18	<i>B</i>	<i>10</i>

- Adjustable tension for panel & upper panel using set screws
- Includes shim plate for top and bottom set screws
- Select configuration based on panel thickness: 'A' fits panel thickness 2 1/2" - 3 1/8", 'B' fits 1 3/4" - 2 3/8", 'C' fits 1" - 1 5/8" thick and 'D' fits 3 1/4" - 3 7/8"
- Only clear glass available
- 72" Width panels include three brackets
- This product uses bracket HRPAA
- Glass thickness: specify '6' for 1/4" thick tempered glass or '10' for 3/8" thick laminated safety glass
- All standard metal finishes are available for bracket
- Refer to the "Rise-Up Systems Bracket Application" page in this price guide for details
- There will be a 3/16" gap under the upper panel



OVERALL SIZE		
WIDTH	HEIGHT	PRICE
18"	18"	524
24"	18"	610
30"	18"	695
36"	18"	781
42"	18"	865
48"	18"	952
54"	18"	1,035
60"	18"	1,120
72"	18"	1,301
18"	24"	645
24"	24"	758
30"	24"	867
36"	24"	978
42"	24"	1,089
48"	24"	1,198
54"	24"	1,310
60"	24"	1,419
72"	24"	1,596
18"	30"	751
24"	30"	883
30"	30"	1,016
36"	30"	1,148
42"	30"	1,283
48"	30"	1,415
54"	30"	1,548
60"	30"	1,681
72"	30"	1,870



ORDER CODE SAMPLE			
ITEM CODE	WIDTH	HEIGHT	CONFIGURATION
HRFPA	48	30	A

Features & Specifications

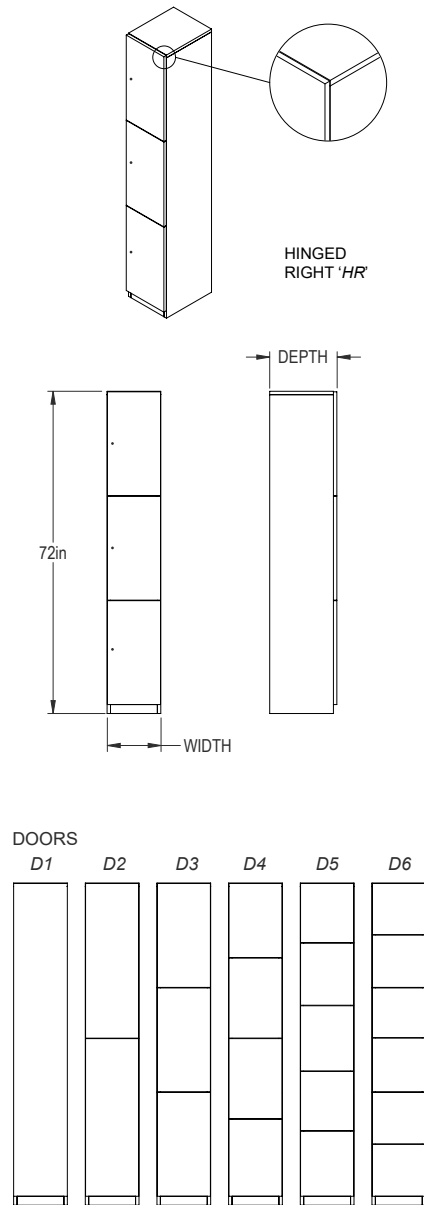
- Fabric panel is 3/4" thick
- Adjustable tension for panel & upper panel using set screws
- Includes shim plate for top and bottom set screws
- Select configuration based on panel thickness: 'A' fits panel thickness 2 1/2" - 3 1/8", 'B' fits 1 3/4" - 2 3/8", 'C' fits 1" - 1 5/8" thick and 'D' fits 3 1/4" - 3 7/8"
- 72" Width panels include three brackets
- This product uses bracket HRPBA

No Charge Options

- All standard metal finishes are available for bracket
- All standard fabrics available



- Refer to the "Rise-Up Systems Bracket Application" page in this price guide for details
- There will be a 3/16" gap under the upper panel



OVERALL SIZE				
WIDTH	DEPTH	HEIGHT	DOORS	PRICE
12"	15"	72"	1	1,348
12"	20"	72"	1	1,368
12"	24"	72"	1	1,391
15"	15"	72"	1	1,368
15"	20"	72"	1	1,391
15"	24"	72"	1	1,415
20"	15"	72"	1	1,420
20"	20"	72"	1	1,428
20"	24"	72"	1	1,437
12"	15"	72"	2	1,452
12"	20"	72"	2	1,473
12"	24"	72"	2	1,495
15"	15"	72"	2	1,495
15"	20"	72"	2	1,495
15"	24"	72"	2	1,518
20"	15"	72"	2	1,526
20"	20"	72"	2	1,528
20"	24"	72"	2	1,529
12"	15"	72"	3	1,531
12"	20"	72"	3	1,552
12"	24"	72"	3	1,573
15"	15"	72"	3	1,552
15"	20"	72"	3	1,573
15"	24"	72"	3	1,598
20"	15"	72"	3	1,599
20"	20"	72"	3	1,599
20"	24"	72"	3	1,602
12"	15"	72"	4	1,604
12"	20"	72"	4	1,627
12"	24"	72"	4	1,649
15"	15"	72"	4	1,627
15"	20"	72"	4	1,649
15"	24"	72"	4	1,671
20"	15"	72"	4	1,673
20"	20"	72"	4	1,675
20"	24"	72"	4	1,679
12"	15"	72"	5	1,679
12"	20"	72"	5	1,700
12"	24"	72"	5	1,722
15"	15"	72"	5	1,700
15"	20"	72"	5	1,769
15"	24"	72"	5	1,747
20"	15"	72"	5	1,753
20"	20"	72"	5	1,753
20"	24"	72"	5	1,761
15"	15"	72"	6	1,769
15"	20"	72"	6	1,791
15"	24"	72"	6	1,812
20"	15"	72"	6	1,850
20"	20"	72"	6	1,888
20"	24"	72"	6	1,924

LOCK OPTION			
# OF DOORS	UPCHARGE		
	LHB LHS LBB LBS	LSP	LKP
1	+0	+47	+391
2	+0	+94	+780
3	+0	+139	+1,169
4	+0	+186	+1,558
5	+0	+230	+1,949
6	+0	+277	+2,337

LOCK CODES:



① HUDSON/HMI KEY:
BLACK 'LHB'
SILVER 'LHS'

② BRC STANDARD KEY:
BLACK 'LBB'
SILVER 'LBS'



ORDER CODE SAMPLE							
ITEM CODE	WIDTH	DEPTH	HEIGHT	DOORS	HAND	LOCK OPTION	OPTION
HLCKX	W15	D20	H72	D3	HL	LKP	FV

Features & Specifications

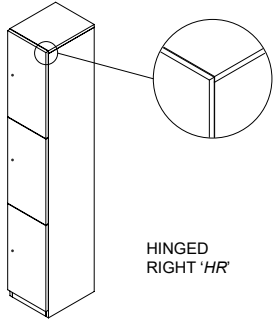
No Charge Options

Optional Extra

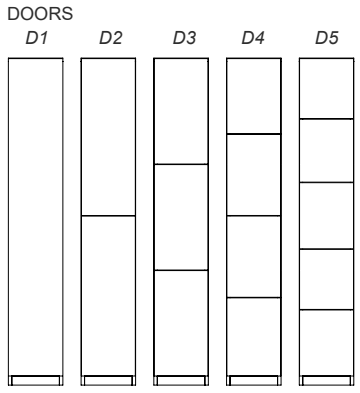
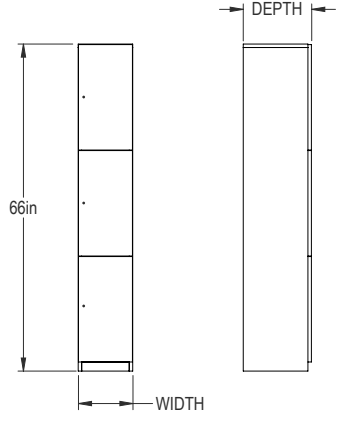


SPECIAL NOTES

- One inch of leveling
- Wood grain runs vertically where applicable
- Single door unit (D1) includes fixed upper hat shelf & adjustable lower boot shelf
- One, two and three door units include a coat hook on each side
- Specify lock option; reference chart and codes above, add price where applicable
- Specify handedness: 'HL' for hinged left or 'HR' for hinged right
- All lockers include a single pull handle where keyed lock is specified (LBB, LBS, LHB & LHS)
- All standard laminates available
- Front louvered grommet venting available, add option code 'FV' and \$76 per door
- This product is not freestanding and must be secured or ganged to an additional support structure such as a wall and/or an adjacent locker



HINGED RIGHT 'HR'



OVERALL SIZE				
WIDTH	DEPTH	HEIGHT	DOORS	PRICE
12"	15"	66"	1	1,328
12"	20"	66"	1	1,349
12"	24"	66"	1	1,371
15"	15"	66"	1	1,349
15"	20"	66"	1	1,371
15"	24"	66"	1	1,394
20"	15"	66"	1	1,400
20"	20"	66"	1	1,407
20"	24"	66"	1	1,416
12"	15"	66"	2	1,431
12"	20"	66"	2	1,451
12"	24"	66"	2	1,473
15"	15"	66"	2	1,473
15"	20"	66"	2	1,473
15"	24"	66"	2	1,496
20"	15"	66"	2	1,503
20"	20"	66"	2	1,506
20"	24"	66"	2	1,507
12"	15"	66"	3	1,509
12"	20"	66"	3	1,529
12"	24"	66"	3	1,551
15"	15"	66"	3	1,529
15"	20"	66"	3	1,551
15"	24"	66"	3	1,576
20"	15"	66"	3	1,577
20"	20"	66"	3	1,577
20"	24"	66"	3	1,579
12"	15"	66"	4	1,581
12"	20"	66"	4	1,602
12"	24"	66"	4	1,624
15"	15"	66"	4	1,602
15"	20"	66"	4	1,624
15"	24"	66"	4	1,647
20"	15"	66"	4	1,649
20"	20"	66"	4	1,652
20"	24"	66"	4	1,654
12"	15"	66"	5	1,654
12"	20"	66"	5	1,675
12"	24"	66"	5	1,697
15"	15"	66"	5	1,675
15"	20"	66"	5	1,743
15"	24"	66"	5	1,721
20"	15"	66"	5	1,728
20"	20"	66"	5	1,728
20"	24"	66"	5	1,735

LOCK OPTION			
# OF DOORS	UPCHARGE		
	LHB LHS LBB LBS	LSP	LKP
1	+0	+47	+391
2	+0	+94	+780
3	+0	+139	+1,169
4	+0	+186	+1,558
5	+0	+230	+1,949

LOCK CODES:



① HUDSON/HMI KEY:
BLACK 'LHB'
SILVER 'LHS'

② BRC STANDARD KEY:
BLACK 'LBB'
SILVER 'LBS'

ORDER CODE SAMPLE							
ITEM CODE	WIDTH	DEPTH	HEIGHT	DOORS	HAND	LOCK OPTION	OPTION
HLCKX	W15	D20	H66	D3	HL	LKP	FV

Features & Specifications

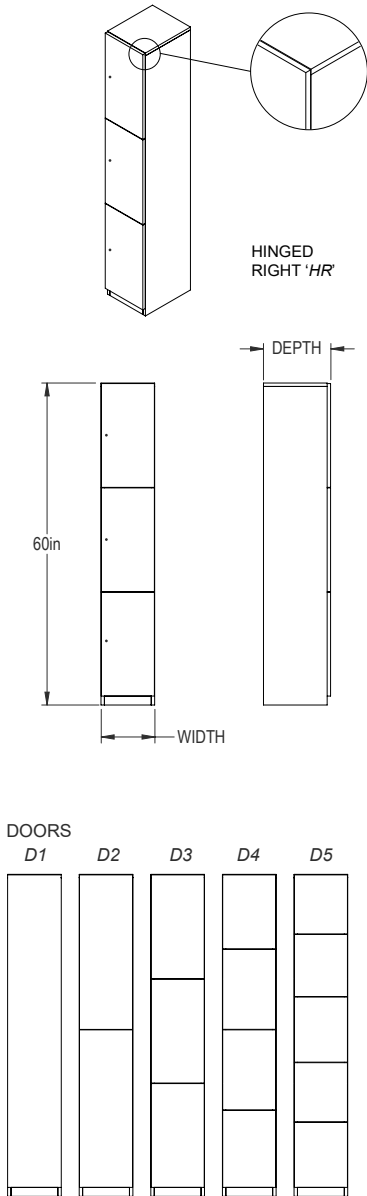
- One inch of leveling
- Wood grain runs vertically where applicable
- Single door unit (D1) includes fixed upper hat shelf
- One, two and three door units include a coat hook on each side
- Specify lock option; reference chart and codes above, add price where applicable
- Specify handedness: 'HL' for hinged left or 'HR' for hinged right
- All lockers include a single pull handle where keyed lock is specified (LBB, LBS, LHB & LHS)
- All standard laminates available
- Front louvered grommet venting available, add option code 'FV' and \$76 per door
- This product is not freestanding and must be secured or ganged to an additional support structure such as a wall and/or an adjacent locker

No Charge Options

Optional Extra



SPECIAL NOTES



OVERALL SIZE				
WIDTH	DEPTH	HEIGHT	DOORS	PRICE
12"	15"	60"	1	1,301
12"	20"	60"	1	1,326
12"	24"	60"	1	1,348
15"	15"	60"	1	1,326
15"	20"	60"	1	1,348
15"	24"	60"	1	1,368
20"	15"	60"	1	1,378
20"	20"	60"	1	1,391
20"	24"	60"	1	1,399
12"	15"	60"	2	1,409
12"	20"	60"	2	1,428
12"	24"	60"	2	1,452
15"	15"	60"	2	1,428
15"	20"	60"	2	1,452
15"	24"	60"	2	1,473
20"	15"	60"	2	1,475
20"	20"	60"	2	1,478
20"	24"	60"	2	1,480
12"	15"	60"	3	1,487
12"	20"	60"	3	1,509
12"	24"	60"	3	1,531
15"	15"	60"	3	1,509
15"	20"	60"	3	1,531
15"	24"	60"	3	1,552
20"	15"	60"	3	1,558
20"	20"	60"	3	1,558
20"	24"	60"	3	1,561
12"	15"	60"	4	1,561
12"	20"	60"	4	1,580
12"	24"	60"	4	1,604
15"	15"	60"	4	1,580
15"	20"	60"	4	1,604
15"	24"	60"	4	1,627
20"	15"	60"	4	1,644
20"	20"	60"	4	1,650
20"	24"	60"	4	1,650
15"	15"	60"	5	1,657
15"	20"	60"	5	1,723
15"	24"	60"	5	1,733
20"	15"	60"	5	1,753
20"	20"	60"	5	1,761
20"	24"	60"	5	1,777

LOCK OPTION			
# OF DOORS	UPCHARGE		
	LHB LHS LBB LBS	LSP	LKP
1	+0	+47	+391
2	+0	+94	+780
3	+0	+139	+1,169
4	+0	+186	+1,558
5	+0	+230	+1,949

LOCK CODES:



① HUDSON/HMI KEY:
BLACK 'LHB'
SILVER 'LHS'

② BRC STANDARD KEY:
BLACK 'LBB'
SILVER 'LBS'



ORDER CODE SAMPLE							
ITEM CODE	WIDTH	DEPTH	HEIGHT	DOORS	HAND	LOCK OPTION	OPTION
HLCKX	W15	D20	H60	D3	HL	LKP	FV

Features & Specifications

- One inch of leveling
- Wood grain runs vertically where applicable
- Single door unit (D1) includes fixed upper hat shelf
- One, two and three door units include a coat hook on each side
- Specify lock option; reference chart and codes above, add price where applicable
- Specify handedness: 'HL' for hinged left or 'HR' for hinged right
- All lockers include a single pull handle where keyed lock is specified (LBB, LBS, LHB & LHS)

No Charge Options

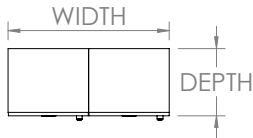
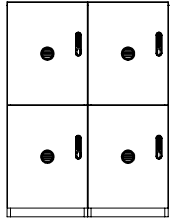
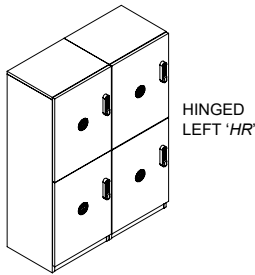
- All standard laminates available
- Front louvered grommet venting available, add option code 'FV' and \$76 per door

Optional Extra



SPECIAL NOTES

- This product is not freestanding and must be secured or ganged to an additional support structure such as a wall and/or an adjacent locker



Shown with optional vent

OVERALL SIZE				
WIDTH	DEPTH	HEIGHT	DOORS	PRICE
24"	15"	48"	4	1,445
24"	20"	48"	4	1,464
24"	24"	48"	4	1,489
36"	15"	48"	4	1,464
36"	20"	48"	4	1,489
36"	24"	48"	4	1,510
48"	15"	48"	4	1,512
48"	20"	48"	4	1,515
48"	24"	48"	4	1,517

LOCK OPTION			
# OF DOORS	UPCHARGE		
	LHB LHS LBB LBS	LSP	LKP
4	+0	+186	+1,558

LOCK CODES:



① HUDSON/HMI KEY:
BLACK 'LHB'
SILVER 'LHS'

② BRC STANDARD KEY:
BLACK 'LBB'
SILVER 'LBS'



ORDER CODE SAMPLE							
ITEM CODE	WIDTH	DEPTH	HEIGHT	DOORS	HAND	LOCK OPTION	OPTION
HLCKX	W24	D20	H48	D4	HL	LKP	FV

Features & Specifications

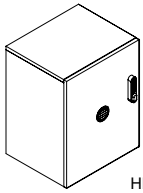
No Charge Options

Optional Extra

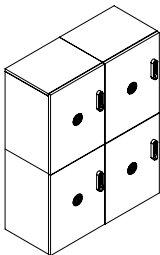
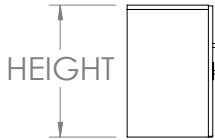
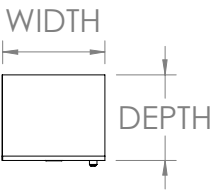



SPECIAL NOTES

- One inch of leveling
- Wood grain runs vertically where applicable
- One, two and three door units include a coat hook on each side
- Specify lock option; reference chart and codes above, add price where applicable
- Specify handedness: 'HL' for hinged left or 'HR' for hinged right
- All lockers include a single pull handle where keyed lock is specified (LBB, LBS, LHB & LHS)
- All standard laminates available
- Front louvered grommet venting available, add option code 'FV' and \$76 per door
- This product is not freestanding and must be secured or ganged to an additional support structure such as a wall and/or an adjacent locker



HINGED LEFT 'HR'



Shown with optional vent

Features & Specifications

No Charge Options

Optional Extra



SPECIAL NOTES

OVERALL SIZE			
WIDTH	DEPTH	HEIGHT	PRICE
12"	15"	12"	725
12"	20"	12"	735
12"	24"	12"	750
18"	15"	18"	762
18"	20"	18"	772
18"	24"	18"	788
24"	15"	24"	801
24"	20"	24"	811
24"	24"	24"	828

LOCK OPTION			
# OF DOORS	UPCHARGE		
	LHB LHS LBB LBS	LSP	LKP
1	+0	+47	+391

LOCK CODES:



KEYPAD 'LKP'



HASP 'LSP'

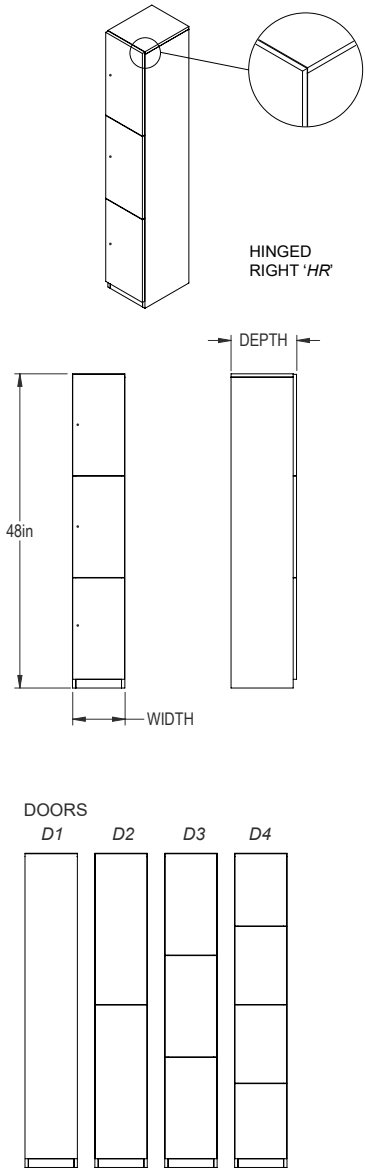
① HUDSON/HMI KEY:
BLACK 'LHB'
SILVER 'LHS'

② BRC STANDARD KEY:
BLACK 'LBB'
SILVER 'LBS'



ORDER CODE SAMPLE							
ITEM CODE	WIDTH	DEPTH	HEIGHT	DOORS	HAND	LOCK OPTION	OPTION
HLSTN	W18	D20	H18	D1	HL	LKP	FV

- No leveling glides or base; product is for stacking only
- Wood grain runs vertically where applicable
- Specify lock option; reference chart and codes above, add price where applicable
- Specify handedness: 'HL' for hinged left or 'HR' for hinged right
- All lockers include a single pull handle where keyed lock is specified (LBB, LBS, LHB & LHS)
- Double sided tape provided for stacking
- All standard laminates available
- Front louvered grommet venting available, add option code 'FV' and \$76
- This product is not freestanding and must be secured or ganged to an additional support structure such as a wall and/or an adjacent locker



OVERALL SIZE				
WIDTH	DEPTH	HEIGHT	DOORS	PRICE
12"	15"	48"	1	1,259
12"	20"	48"	1	1,281
12"	24"	48"	1	1,301
15"	15"	48"	1	1,281
15"	20"	48"	1	1,301
15"	24"	48"	1	1,326
20"	15"	48"	1	1,334
20"	20"	48"	1	1,348
20"	24"	48"	1	1,354
12"	15"	48"	2	1,362
12"	20"	48"	2	1,386
12"	24"	48"	2	1,409
15"	15"	48"	2	1,386
15"	20"	48"	2	1,409
15"	24"	48"	2	1,428
20"	15"	48"	2	1,429
20"	20"	48"	2	1,437
20"	24"	48"	2	1,439
12"	15"	48"	3	1,441
12"	20"	48"	3	1,465
12"	24"	48"	3	1,487
15"	15"	48"	3	1,487
15"	20"	48"	3	1,487
15"	24"	48"	3	1,509
20"	15"	48"	3	1,518
20"	20"	48"	3	1,526
20"	24"	48"	3	1,532
15"	15"	48"	4	1,539
15"	20"	48"	4	1,561
15"	24"	48"	4	1,580
20"	15"	48"	4	1,593
20"	20"	48"	4	1,606
20"	24"	48"	4	1,624

LOCK OPTION				
# OF DOORS	UPCHARGE			
	LHB LHS LBB LBS	LSP	LKP	
1	+0	+47	+391	
2	+0	+94	+780	
3	+0	+139	+1,169	
4	+0	+186	+1,558	

LOCK CODES:



① HUDSON/HMI KEY:
BLACK 'LHB'
SILVER 'LHS'

② BRC STANDARD KEY:
BLACK 'LBB'
SILVER 'LBS'



ORDER CODE SAMPLE							
ITEM CODE	WIDTH	DEPTH	HEIGHT	DOORS	HAND	LOCK OPTION	OPTION
HLCKX	W15	D20	H48	D3	HL	LKP	FV

Features & Specifications

- One inch of leveling
- Wood grain runs vertically where applicable
- No shelf included on single door (D1) units
- One, two and three door units include a coat hook on each side
- Specify lock option; reference chart and codes above, add price where applicable
- Specify handedness: 'HL' for hinged left or 'HR' for hinged right
- All lockers include a single pull handle where keyed lock is specified (LBB, LBS, LHB & LHS)

No Charge Options

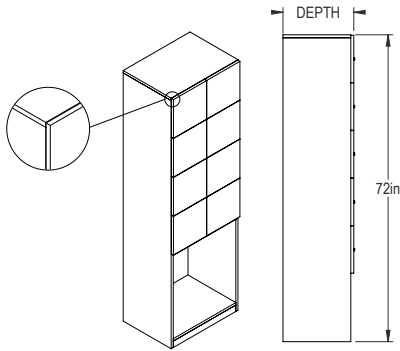
- All standard laminates available
- Front louvered grommet venting available, add option code 'FV' and \$76 per door

Optional Extra

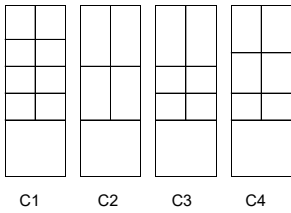


SPECIAL NOTES

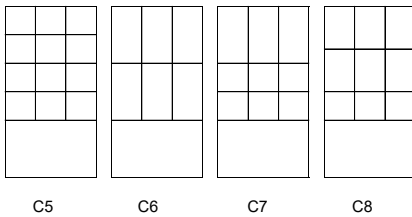
- This product is not freestanding and must be secured or ganged to an additional support structure such as a wall and/or an adjacent locker



CONFIG: 24" WIDE



CONFIG: 36" WIDE



OVERALL SIZE				
HEIGHT	WIDTH	DEPTH	CONFIG	PRICE
72"	24"	18"	C1	2,538
72"	24"	18"	C2	2,398
72"	24"	18"	C3	2,491
72"	24"	18"	C4	2,491
72"	36"	18"	C5	2,885
72"	36"	18"	C6	2,789
72"	36"	18"	C7	2,674
72"	36"	18"	C8	2,674

DOOR QUANTITY & SIZING				
CONFIG	DOOR QTY	12" x 12"	12" x 18"	12" x 24"
C1	8	8		
C2	4			4
C3	6	4		2
C4	6	4	2	
C5	12	12		
C6	6			6
C7	9	6		3
C8	9	3	6	

LOCK OPTION			
CONFIG	UPCHARGE		
	LBB LBS LHB LHS	LSP	LKP
C1	+0	+369	+3,115
C2	+0	+186	+1,558
C3	+0	+277	+2,337
C4	+0	+277	+2,337
C5	+0	+553	+4,672
C6	+0	+277	+2,337
C7	+0	+416	+3,505
C8	+0	+416	+3,505

LOCK CODES:

- KEYPAD 'LKP'
- HASP 'LSP'
- HUDSON/HMI KEY:
BLACK 'LHB'
SILVER 'LHS'
- BRC STANDARD KEY:
BLACK 'LBB'
SILVER 'LBS'

ORDER CODE SAMPLE							
ITEM CODE	HEIGHT	WIDTH	DEPTH	CONFIG	HAND	LOCK OPTION	OPTION
HLCTX	H72	W36	D18	C2	HL	LBB	FV

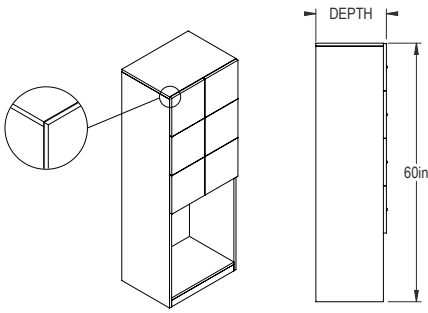
Features & Specifications

No Charge Options

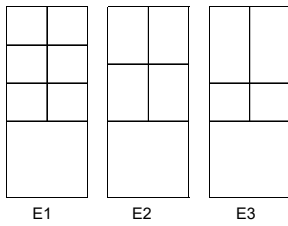
Optional Extra

SPECIAL NOTES

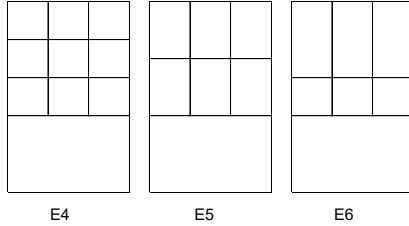
- One inch of leveling
- Wood grain runs vertically where applicable
- Specify lock option; reference chart and codes above, add price where applicable
- Specify handedness: 'HL' for hinged left or 'HR' for hinged right
- All lockers include a single pull handle where keyed lock is specified (LBB, LBS, LHB & LHS)
- All standard laminates available
- Front louvered grommet venting available, add option code 'FV' and \$76 per door
- This product is not freestanding and must be secured or ganged to an additional support structure such as a wall and/or an adjacent locker
- Horizontal datum lines on 72" and 60" high team lockers will not align when placed side by side



CONFIG: 24" WIDE



CONFIG: 36" WIDE



OVERALL SIZE				
HEIGHT	WIDTH	DEPTH	CONFIG	PRICE
60"	24"	18"	E1	2,409
60"	24"	18"	E2	2,277
60"	24"	18"	E3	2,369
60"	24"	18"	E4	2,369
60"	36"	18"	E5	2,743
60"	36"	18"	E6	2,651

DOOR QUANTITY & SIZING				
CONFIG	DOOR QTY	12" x 12"	12" x 18"	12" x 24"
E1	6	6		
E2	4		4	
E3	4	2		2
E4	9	9		
E5	6		6	
E6	6	3		3

LOCK OPTION			
CONFIG	UPCHARGE		
	LBB LBS LHB LHS	LSP	LKP
E1	+0	+277	+2,337
E2	+0	+186	+1,558
E3	+0	+186	+1,558
E4	+0	+416	+3,505
E5	+0	+277	+2,337
E6	+0	+277	+2,337

LOCK CODES:



HUDSON/HMI KEY:
BLACK 'LHB'
SILVER 'LHS'

BRC STANDARD KEY:
BLACK 'LBB'
SILVER 'LBS'

ORDER CODE SAMPLE							
ITEM CODE	HEIGHT	WIDTH	DEPTH	CONFIG	HAND	LOCK OPTION	OPTION
HLCTX	H60	W36	D18	E2	HL	LBB	FV

Features & Specifications

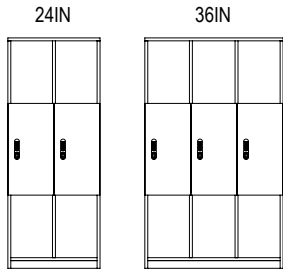
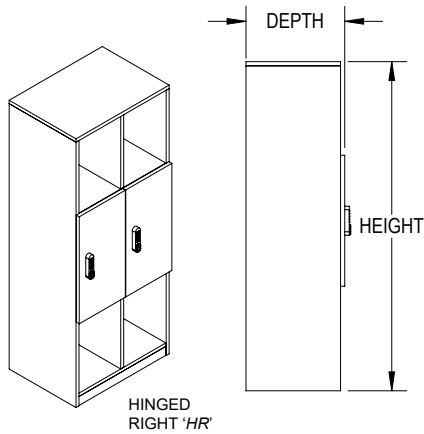
No Charge Options

Optional Extra



SPECIAL NOTES

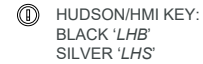
- One inch of leveling
- Wood grain runs vertically where applicable
- Specify lock option; reference chart and codes above, add price where applicable
- Specify handedness: 'HL' for hinged left or 'HR' for hinged right
- All lockers include a single pull handle where keyed lock is specified (LBB, LBS, LHB & LHS)
- All standard laminates available
- Front louvered grommet venting available, add option code 'FV' and \$76 per door
- This product is not freestanding and must be secured or ganged to an additional support structure such as a wall and/or an adjacent locker
- Horizontal datum lines on 72" and 60" high team lockers will not align when placed side by side



OVERALL SIZE				
WIDTH	DEPTH	HEIGHT	DOORS	PRICE
24"	18"	72"	2	2,276
36"	18"	72"	3	2,531
24"	18"	60"	2	2,204
36"	18"	60"	3	2,454

LOCK OPTION			
# OF DOORS	UPCHARGE		
	LHB LHS LBB LBS	LSP	LKP
2	+0	+94	+780
3	+0	+139	+1,169

LOCK CODES:



ORDER CODE SAMPLE						
ITEM CODE	WIDTH	DEPTH	HEIGHT	HAND	LOCK OPTION	OPTION
HLCAX	W24	D18	H72	HL	LKP	FV

Features & Specifications

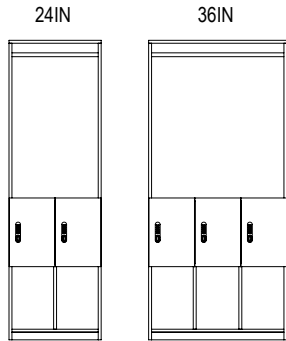
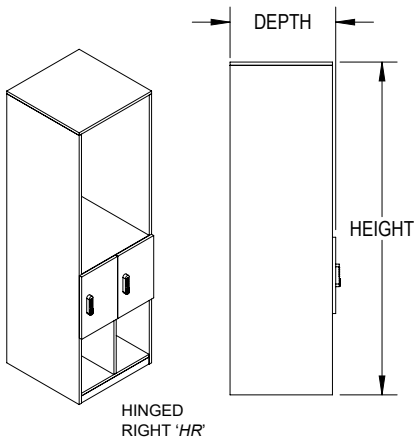
No Charge Options

Optional Extra



SPECIAL NOTES

- One inch of leveling
- Wood grain runs vertically where applicable
- Specify lock option; reference chart and codes above, add price where applicable
- Specify handedness: 'HL' for hinged left or 'HR' for hinged right
- All lockers include a single pull handle where keyed lock is specified (LBB, LBS, LHB & LHS)
- All standard laminates available
- Front louvered grommet venting available, add option code 'FV' and \$76 per door
- This product is not freestanding and must be secured or ganged to an additional support structure such as a wall and/or an adjacent locker



OVERALL SIZE				
WIDTH	DEPTH	HEIGHT	DOORS	PRICE
24"	24"	78"	2	2,174
36"	24"	78"	3	2,470

LOCK OPTION				
# OF DOORS	UPCHARGE			
	LHB LHS LBB LBS	LSP	LKP	
2	+0	+94	+780	
3	+0	+139	+1,169	

LOCK CODES:



ORDER CODE SAMPLE						
ITEM CODE	WIDTH	DEPTH	HEIGHT	HAND	LOCK OPTION	OPTION
HLCCX	W24	D18	H78	HL	LKP	FVAdd

Features & Specifications


No Charge Options

Optional Extra



SPECIAL NOTES

- One inch of leveling
- Wood grain runs vertically where applicable
- Includes coat rod
- Specify lock option; reference chart and codes above, add price where applicable
- Specify handedness: 'HL' for hinged left or 'HR' for hinged right
- All lockers include a single pull handle where keyed lock is specified (LBB, LBS, LHB & LHS)
- All standard laminates available
- Front louvered grommet venting available, add option code 'FV' and \$76 per door
- This product is not freestanding and must be secured or ganged to an additional support structure such as a wall and/or an adjacent locker



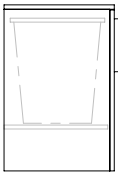
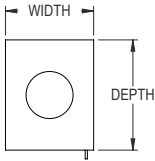
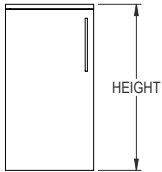
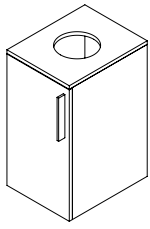
ITEM	
SIZE	PRICE EACH
1" W x 1.5" H	23

Features & Specifications



ORDER CODE SAMPLE	
ITEM CODE	SPECIFY ID
HLIDN	1 - 20

- Self adhesive mounted plastic brushed silver plate
- Product ships loose; mounting performed on site by installers
- End user chooses mounting location on site
- Specify characters when ordering (examples: 1-20, A-Z, 100-250, etc.)



HINGED LEFT SHOWN

Features & Specifications

No Charge Options

OVERALL SIZE				LAMINATE	
WIDTH	DEPTH	HEIGHT	BIN VOLUME	PRICE M1	PRICE H1
15	18.75	22.25	7 Gal	980	1,083
15	24	22.25	7 Gal	1,032	1,135
15	18.75	29	10 Gal	1,032	1,135
15	24	29	10 Gal	1,084	1,187
15	18.75	36	10 Gal	1,218	1,321
15	24	36	10 Gal	1,270	1,374

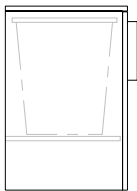
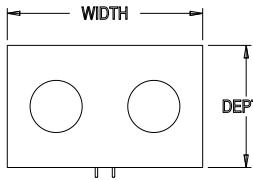
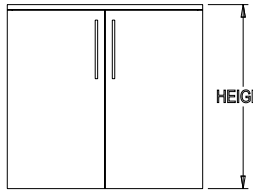
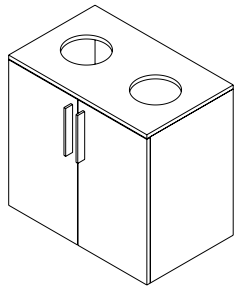


ORDER CODE SAMPLE					
ITEM CODE	WIDTH	DEPTH	HEIGHT	LAMINATE	HAND
HN1TZ	W15	D24	H36	M1	HL

- One inch of leveling
- Laminate codes - M1: 1" LPL, H1: 1" HPL (top only)
- 3/4" LPL Case construction
- Includes removable waste bin(s), available in black or grey color option
- Top ring is stainless steel
- Add HL for hinged left or HR for hinged right
- Waste bin cabinets do not include locks
- Does not include decals

- All standard laminates available





Features & Specifications

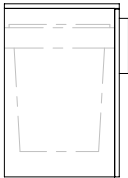
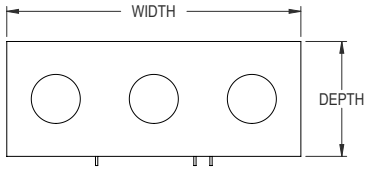
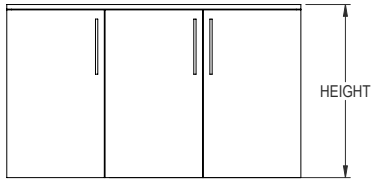
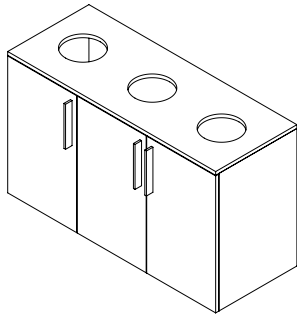
No Charge Options

OVERALL SIZE				LAMINATE	
WIDTH	DEPTH	HEIGHT	BIN VOLUME	PRICE M1	PRICE H1
30	18.75	22.25	7 Gal	1,853	2,060
30	24	22.25	7 Gal	1,956	2,165
36	18.75	22.25	7 Gal	1,904	2,113
36	24	22.25	7 Gal	2,008	2,217
30	18.75	29	10 Gal	1,904	2,113
30	24	29	10 Gal	2,008	2,217
36	18.75	29	10 Gal	1,956	2,165
36	24	29	10 Gal	2,062	2,269
30	18.75	36	10 Gal	2,091	2,298
30	24	36	10 Gal	2,195	2,404
36	18.75	36	10 Gal	2,143	2,351
36	24	36	10 Gal	2,247	2,456



ORDER CODE SAMPLE				
ITEM CODE	WIDTH	DEPTH	HEIGHT	LAMINATE
HN2TZ	W30	D24	H29	M1

- One inch of leveling
 - Laminate codes - M1: 1" LPL, H1: 1" HPL (top only)
 - 3/4" LPL Case construction
 - Includes removable waste bin(s), available in black or grey color option
 - Top ring is stainless steel
 - Waste bin cabinets do not include locks
 - Does not include decals
- No Charge Options
- All standard laminates available



OVERALL SIZE				LAMINATE	
WIDTH	DEPTH	HEIGHT	BIN VOLUME	PRICE M1	PRICE H1
48	18.75	22.25	7 Gal	2,797	3,071
48	24	22.25	7 Gal	2,849	3,124
54	18.75	22.25	7 Gal	2,849	3,124
54	24	22.25	7 Gal	2,901	3,176
48	18.75	29	10 Gal	2,849	3,124
48	24	29	10 Gal	2,901	3,176
54	18.75	29	10 Gal	2,901	3,176
54	24	29	10 Gal	2,953	3,228
48	18.75	36	10 Gal	3,035	3,309
48	24	36	10 Gal	3,087	3,362
54	18.75	36	10 Gal	3,087	3,362
54	24	36	10 Gal	3,140	3,414

Features & Specifications

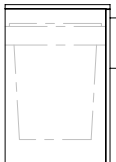
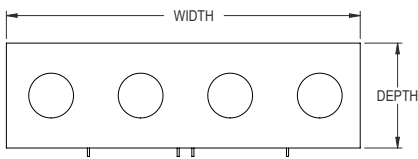
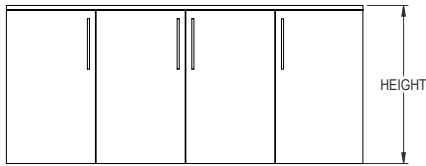
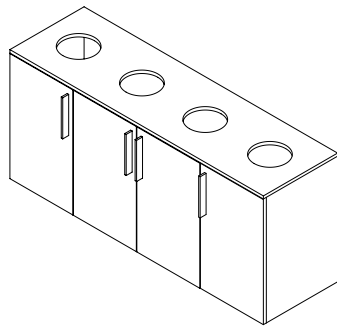
No Charge Options



ORDER CODE SAMPLE				
ITEM CODE	WIDTH	DEPTH	HEIGHT	LAMINATE
HN3TZ	W48	D24	H29	M1

- One inch of leveling
- Laminate codes - M1: 1" LPL, H1: 1" HPL (top only)
- 3/4" LPL Case construction
- Includes removable waste bin(s), available in black or grey color option
- Top ring is stainless steel
- Waste bin cabinets do not include locks
- Does not include decals

- All standard laminates available



OVERALL SIZE				LAMINATE	
WIDTH	DEPTH	HEIGHT	BIN VOLUME	PRICE M1	PRICE H1
54	18.75	22.25	7 Gal	3,617	4,013
54	24	22.25	7 Gal	3,669	4,065
60	18.75	22.25	7 Gal	3,669	4,065
60	24	22.25	7 Gal	3,721	4,117
66	18.75	22.25	7 Gal	3,721	4,117
66	24	22.25	7 Gal	3,773	4,170
72	18.75	22.25	7 Gal	3,773	4,170
72	24	22.25	7 Gal	3,826	4,222
60	18.75	29	10 Gal	3,721	4,117
60	24	29	10 Gal	3,773	4,170
66	18.75	29	10 Gal	3,773	4,170
66	24	29	10 Gal	3,826	4,222
72	18.75	29	10 Gal	3,826	4,222
72	24	29	10 Gal	3,879	4,275
60	18.75	36	10 Gal	3,909	4,304
60	24	36	10 Gal	3,961	4,356
66	18.75	36	10 Gal	3,961	4,356
66	24	36	10 Gal	4,013	4,408
72	18.75	36	10 Gal	4,013	4,408
72	24	36	10 Gal	4,065	4,460

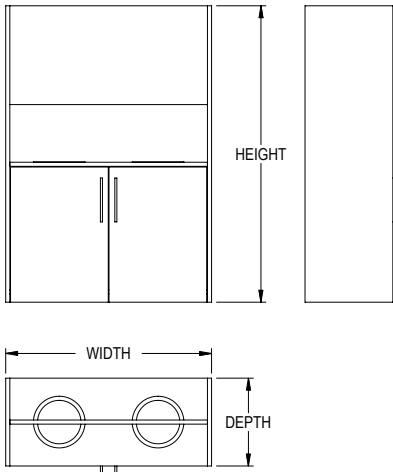
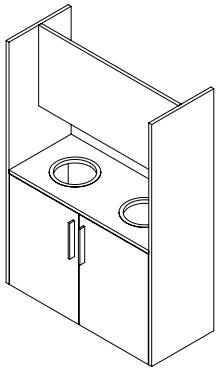
Features & Specifications

No Charge Options



ORDER CODE SAMPLE				
ITEM CODE	WIDTH	DEPTH	HEIGHT	LAMINATE
HN4TZ	W54	D24	H29	M1

- One inch of leveling
 - Laminate codes - M1: 1" LPL, H1: 1" HPL (top only)
 - 3/4" LPL Case construction
 - Includes removable waste bin(s), available in black or grey color option
 - Top ring is stainless steel
 - Waste bin cabinets do not include locks
 - Does not include decals
- No Charge Options
- All standard laminates available



OVERALL SIZE			
WIDTH	HEIGHT	DEPTH	PRICE
36"	54"	18.75"	3,887

Features & Specifications

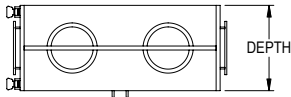
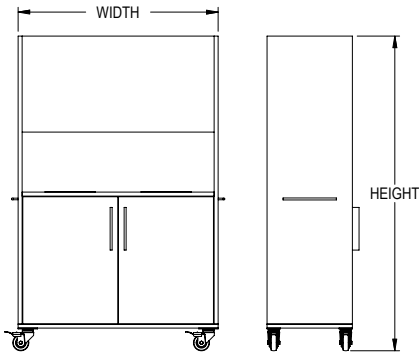
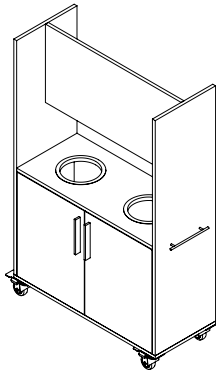
No Charge Options



ORDER CODE SAMPLE			
ITEM CODE	WIDTH	HEIGHT	DEPTH
HNS2Z	W36	H54	D18.75

- 3/4" LPL Case construction
- Includes removable waste bin(s), available in black or grey color option
- Sanitizer, glove & tissue dispensers (not included) can be mounted above waste bins on both sides

- All standard laminates available



SHOWN WITH
OPTIONAL
HANDLES

OVERALL SIZE			
WIDTH	HEIGHT	DEPTH	PRICE
36"	58"	18.75"	4,397



ORDER CODE SAMPLE				
ITEM CODE	WIDTH	HEIGHT	DEPTH	OPTION
HNS2M	W36	H58	D18.75	HD

Features & Specifications

- 3/4" LPL Case construction
- Includes removable waste bin(s), available in black or grey color option
- Sanitizer, glove & tissue dispensers (not included) can be mounted above waste bins on both sides
- Includes heavy duty locking casters

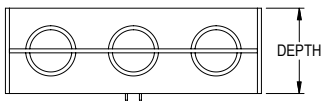
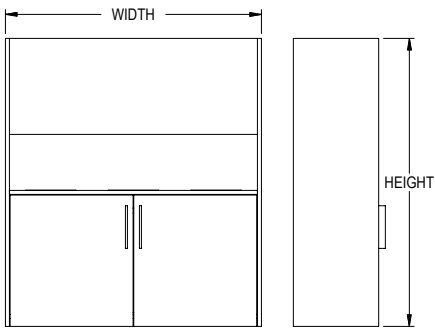
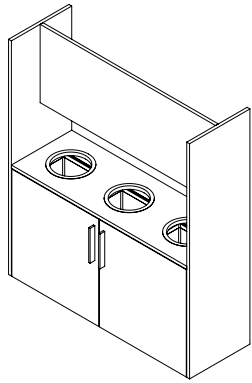
No Charge Options

- All standard laminates available

Optional Extra

- Handles on both sides of cabinet, add code 'HD' and add \$131 to price





OVERALL SIZE			
WIDTH	HEIGHT	DEPTH	PRICE
48"	54"	18.75"	5,382



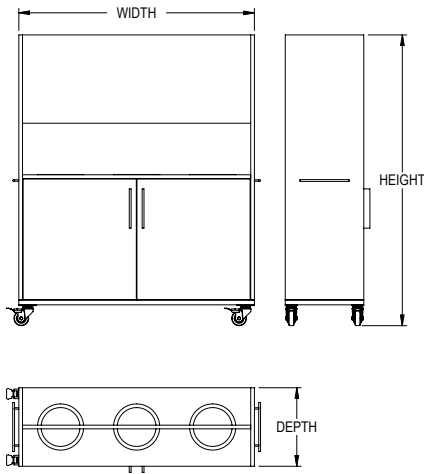
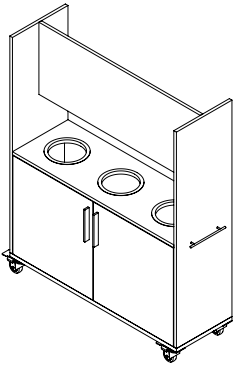
ORDER CODE SAMPLE			
ITEM CODE	WIDTH	HEIGHT	DEPTH
HNS3Z	W48	H54	D18.75

Features & Specifications

- 3/4" LPL Case construction
- Includes removable waste bin(s), available in black or grey color option
- Sanitizer, glove & tissue dispensers (not included) can be mounted above waste bins on both sides

No Charge Options

- All standard laminates available



SHOWN WITH
OPTIONAL
HANDLES

OVERALL SIZE			
WIDTH	HEIGHT	DEPTH	PRICE
36"	58"	18.75"	5,965



ORDER CODE SAMPLE				
ITEM CODE	WIDTH	HEIGHT	DEPTH	OPTION
HNS3M	W48	H58	D18.75	HD

Features & Specifications

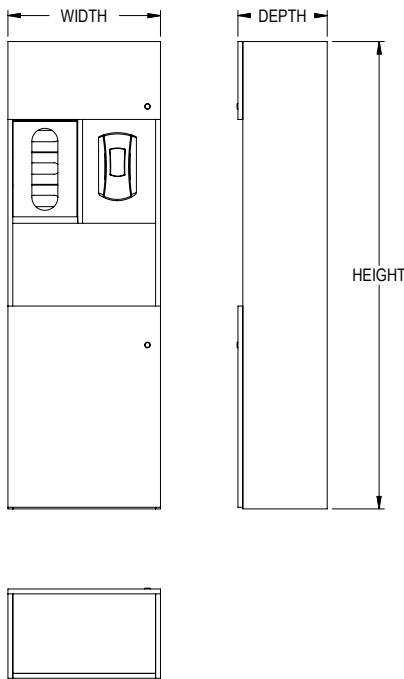
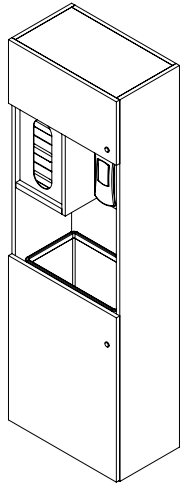
- 3/4" LPL Case construction
- Includes removable waste bin(s), available in black or grey color option
- Sanitizer, glove & tissue dispensers (not included) can be mounted above waste bins on both sides
- Includes heavy duty locking casters

No Charge Options

- All standard laminates available

Optional Extra

- Handles on both sides of cabinet, add code 'HD' and add \$131 to price



OVERALL SIZE			
WIDTH	HEIGHT	DEPTH	PRICE
24"	72"	15"	3,962

Features & Specifications

No Charge Options

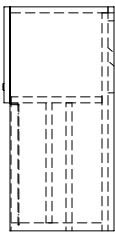
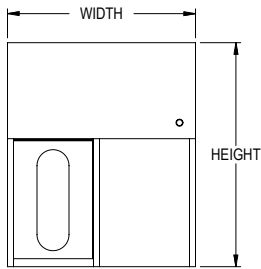
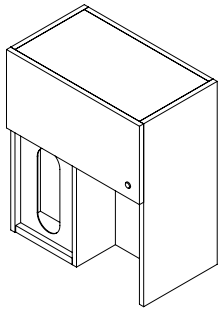


ORDER CODE SAMPLE				
ITEM CODE	WIDTH	HEIGHT	DEPTH	LOCK
HNSWZ	W24	H72	D15	LBB

- 3/4" LPL Case construction
- Includes removable 23 gallon waste bin, available in black, blue or grey color option
- Dispenser area to accommodate tissue or gloves (not included)
- Upper locking storage for supplies
- Does not include hand sanitizer dispenser
- Mount to wall stud directly through closed door areas to conceal fasteners

- All standard laminates available
- Lock option: BRC black 'LBB', silver 'LBS'





OVERALL SIZE			
WIDTH	HEIGHT	DEPTH	PRICE
24"	28"	15"	866

Features & Specifications

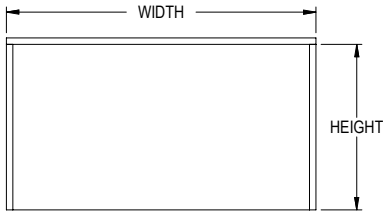
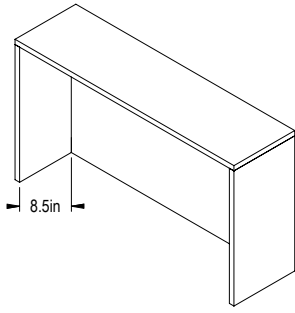


ORDER CODE SAMPLE			
ITEM CODE	WIDTH	HEIGHT	DEPTH
HNSMA	W24	H28	D15

- 3/4" LPL Case construction
- Dispenser area to accommodate tissue or gloves (not included)
- Upper locking storage for supplies
- Includes French cleat for wall mounting

No Charge Options

- All standard laminates available



OVERALL SIZE			
WIDTH	HEIGHT	DEPTH	PRICE
24"	20"	10"	370
30"	20"	10"	391
36"	20"	10"	412
42"	20"	10"	430



ORDER CODE SAMPLE			
ITEM CODE	WIDTH	HEIGHT	DEPTH
HNSBA	W36	H20	D10

Features & Specifications

- 3/4" LPL Case construction
- Includes French cleat for wall mounting
- Hooded area to accommodate tissue, gloves or sanitizer dispenser (not included)

No Charge Options

- All standard laminates available

For sales information contact: quotes@brc.group

24 Armstrong Ave
Georgetown, ON L7G 4R9
Phone: 905.873.8509
Toll Free: 1.877.260.4309
info@brc.group

