

ATTUNE
REQUISITE
YOU
PRATA
MANTRA
L1
LEVO
TUCK
RAINBOW
RUHE
ALLORA
DART
JIF
ENTAIL
RES
CHIROFORM
DOVE
INERTIA
AYLES
ZIP
EIGHTY TWO
FOSTER
PRESTO
INNATE
ASTUTE
EXCHANGE

Price List
2025

[Effective January 1, 2025]
[Updated July 22, 2025]

TABLE OF CONTENTS

GENERAL INFO	3	FOSTER® ROCKER	81	RAINBOW™ HIP	148
QUICK SHIP	5	FOSTER® HIP CHAIR	82	REQUISITE® MIDBACK	149
ONLINE SPECIFICATION	6	FOSTER® GUEST	83	REQUISITE® HIGHBACK	150
GPO & GSA	7	FOSTER® GUEST PLUS	84	RES® CHAIR - PLASTIC	151
CONTROL CHOICES	8	FOSTER® GUEST DOUBLE	85	RES® STOOL - PLASTIC	152
ARM ADJUSTMENT CHOICES	16	FOSTER® GUEST DOUBLE WITH HALF ARM	86	RES® CHAIR - LAMINATE	153
CUSTOMER'S OWN MATERIAL (COM)/(COL)	18	FOSTER® GUEST DOUBLE WITH FULL ARM	87	RES® STOOL - LAMINATE	154
HOW TO ORDER	20	FOSTER® GUEST TRIPLE	88	RÜHE® PATIENT	155
MESH HARMONIZATION CHART	22	FOSTER® GUEST TRIPLE WITH HALF ARM	89	RÜHE® ROCKER	156
ALLORA® GUEST	23	FOSTER® GUEST TRIPLE WITH FULL ARM	90	RÜHE® HIP CHAIR	157
ALLORA® COLLABORATIVE	24	FOSTER® GUEST TANDEM START UNIT	91	RÜHE® GUEST	158
ALLORA® BEAM SEATING	25	FOSTER® GUEST TANDEM ADD ON UNIT	92	RÜHE® GUEST PLUS	159
ALLSEATING® PILLOWS	26	FOSTER® GUEST TANDEM END UNIT	93	RÜHE® GUEST LOVESEAT	160
ASTUTE® FULLY UPHOLSTERED	27	FOSTER® GUEST PLUS TANDEM START UNIT	94	RÜHE® GUEST DOUBLE	161
ASTUTE® FULLY UPHOLSTERED STOOL	28	FOSTER® GUEST PLUS TANDEM ADD ON UNIT	95	RÜHE® GUEST DOUBLE WITH HALF ARM	162
ASTUTE® PLUS FULLY UPHOLSTERED	29	FOSTER® GUEST PLUS TANDEM END UNIT	96	RÜHE® GUEST DOUBLE WITH FULL ARM	163
ASTUTE® GUEST WOOD	30	FOSTER® LOUNGE SINGLE	97	RÜHE® GUEST TRIPLE	164
ASTUTE® STOOL WOOD	31	FOSTER® LOUNGE DOUBLE	98	RÜHE® GUEST TRIPLE WITH HALF ARM	165
ATTUNE™	32	FOSTER® LOUNGE TRIPLE	99	RÜHE® GUEST TRIPLE WITH FULL ARM	166
AYLES™ GUEST	33	FOSTER® BENCH SINGLE	100	RÜHE® LOUNGE SINGLE	167
AYLES™ OTTOMAN	34	FOSTER® BENCH DOUBLE	101	RÜHE® LOUNGE DOUBLE	168
CHIROFORM™ ULTRA MIDBACK	35	FOSTER® BENCH DOUBLE WITH TABLE	102	RÜHE® LOUNGE TRIPLE	169
CHIROFORM™ ULTRA HIGHBACK	36	FOSTER® BENCH LITE	103	RÜHE® SIDE TABLE	170
CHIROFORM™ ULTRA 24:7	37	FOSTER® SIDE TABLE	104	RÜHE® COFFEE TABLE	171
CHIROFORM™ ULTRA STOOL	38	FOSTER® COFFEE TABLE	105	RÜHE® END TABLE	172
CHIROFORM™ BIG	39	FOSTER® END TABLE LEFT/RIGHT	106	RÜHE® MID TABLES	173
DART™ MIDBACK	40	FOSTER® IN-LINE TABLE	107	RÜHE® 90 DEGREE TABLE	174
DART™ HIGHBACK	41	FOSTER® 90 DEGREE TABLE	108	THERAPOD™ THERAPIST HIGHBACK	175
DART™ INSTOCK	42	FOSTER® 45 DEGREE TABLE	109	THERAPOD™ THERAPIST EXTRA HIGHBACK	176
DART™ STOOL	43	FOSTER® 120 DEGREE TABLE	110	TUCK® STACKER	177
DOVE™ LAB CHAIR	44	FOSTER® SLEEP CHAIR	111	TUCK® MESHBACK STACKER	178
EIGHTY TWO® MIDBACK	45	FOSTER® RECLINER	112	TUCK® FULLY UPHOLSTERED	179
EIGHTY TWO® HIGHBACK	46	FOSTER® PATIENT RECLINER	113	TUCK® STOOL	180
ENTAIL® MIDBACK	47	INERTIA® MESH MIDBACK	114	TUCK® MESHBACK STOOL	181
EQUATION™ MIDBACK	48	INERTIA® MESH HIGHBACK	115	TUCK® STOOL FULLY UPHOLSTERED	182
EQUATION™ STOOL	49	INERTIA® MESH EXTRA HIGHBACK	116	TUCK® COLLABORATIVE	183
EXCHANGE® FEATURES AND NOTES	50	INERTIA® +PLUS MESH BACK	117	TUCK® MESHBACK COLLABORATIVE	184
EXCHANGE® DIMENSIONS	51	INERTIA® MESH STOOL	118	TUCK® UPHOLSTERED COLLABORATIVE	185
EXCHANGE® COM GUIDE	52	INERTIA® MESH GUEST	119	TUCK® COLLABORATIVE STOOL	186
EXCHANGE® ONE-SEATER	53	INERTIA® UPHOLSTERED MIDBACK	120	TUCK® MESHBACK COLLABORATIVE STOOL	187
EXCHANGE® TWO-SEATER	54	INERTIA® UPHOLSTERED HIGHBACK	121	TUCK® UPH COLLABORATIVE STOOL	188
EXCHANGE® THREE-SEATER	55	INERTIA® UPHOLSTERED EXTRA HIGHBACK	122	TUCK® NESTER	189
EXCHANGE® FOUR-SEATER	56	INERTIA® UPHOLSTERED +PLUS	123	TUCK® MESHBACK NESTER	190
EXCHANGE® FIVE-SEATER	57	INERTIA® UPHOLSTERED STOOL	124	TUCK® NESTER FULLY UPHOLSTERED	191
EXCHANGE® SIX-SEATER	58	INERTIA® UPHOLSTERED GUEST	125	WATSON® CLUB CHAIR	192
EXCHANGE® SEVEN-SEATER	59	INNATE® BASIC	126	WATSON® LOVESEAT	193
EXCHANGE® EIGHT-SEATER	60	INNATE® BASIC MESHBACK	127	WATSON® SOFA	194
EXCHANGE® L-SHAPE 2x2	61	INNATE®	128	WATSON® BENCH	195
EXCHANGE® L-SHAPE 2x3	62	INNATE® MESHBACK	129	YOU® MIDBACK	196
EXCHANGE® L-SHAPE 2x4	63	JIF®	130	YOU® HIGHBACK	197
EXCHANGE® L-SHAPE 3x2	64	L1® MIDBACK	131	YOU® STOOL	198
EXCHANGE® L-SHAPE 3x3	65	L1® HIGHBACK	132	YOUTOO® MIDBACK	199
EXCHANGE® L-SHAPE 3x4	66	L1® PLUS	133	YOUTOO® HIGHBACK	200
EXCHANGE® L-SHAPE 4x2	67	L1® MIDBACK STOOL	134	YOUTOO® STOOL	201
EXCHANGE® L-SHAPE 4x3	68	LEVO® MIDBACK	135	ZIP® INSTOCK	202
EXCHANGE® L-SHAPE 4x4	69	LEVO® STOOL	136	ZIP® UPHOLSTERED MIDBACK	203
EXCHANGE® U-SHAPE 4x2	70	MANTRA® LOW BACK	137	ZIP® UPHOLSTERED HIGHBACK	204
EXCHANGE® U-SHAPE 4x3	71	MANTRA® MIDBACK	138	ZIP® UPHOLSTERED STOOL	205
EXCHANGE® U-SHAPE 4x4	72	PRATA® LOWBACK	139	ZIP® MESH	206
EXCHANGE® CONSOLE TWO-SEATER LINEAR	73	PRATA® MIDBACK	140	ZIP® MESH STOOL	207
EXCHANGE® CONSOLE FOUR-SEATER LINEAR	74	PRESTO® MIDBACK	141	ZIP® MESH GUEST	208
EXCHANGE® CONSOLE FOUR-SEATER BACK-TO-BACK	75	PRESTO® 24:7 MIDBACK	142	FOSTER® HOW TO LINK TANDEM CHAIRS	209
EXCHANGE® TABLES	76	PRESTO® PETITE	143	FOSTER® REPLACEMENT PARTS ARM CAPS	210
EXCHANGE® LINKING TABLES	77	PRESTO® STOOL	144	FOSTER® REPLACEMENT PARTS COVERS	211
FOSTER® PATIENT	78	RAINBOW™ SQUARE BACK	145	EXCHANGE® REPLACEMENT COVERS	212
FOSTER® PATIENT PLUS	79	RAINBOW™ WIDE	146	CONDITIONS OF SALE	213
FOSTER® OTTOMAN	80	RAINBOW™ PLUS	147		

ATTUNE
REQUISITE
YOU
PRATA
MANTRA
CHIROFORM
L1
EIGHTY TWO
TUCK
RAINBOW
RUHE
ALLORA
JIF
ENTAIL
RES
LEVO
DOVE
INERTIA
AYLES
ZIP
FOSTER
PRESTO
INNATE
ASTUTE
EXCHANGE

AFFORDABLE INNOVATION. SERVICE EXCELLENCE. FLEXIBILITY.

Whether we're working, collaborating or learning, we spend a lot of time sitting.

At Allseating, we've spent over three decades designing and manufacturing seating solutions that are more comfortable, innovative and functional for the corporate, education and healthcare vertical markets.

From flexible chairs that accommodate your every move, to affordable and sustainable solutions that adjust to your evolving business needs, our seating solutions work with you, and for you. Plus, you'll find total peace of mind with our customer service and warranty.

YOU WORK. YOU LEARN. YOU SUPPORT.

From versatile chairs that accommodate your every move, to service programs that adjust to your evolving business needs, our seating solutions are designed to work the way you do. This includes:

ACCESSIBLE DESIGN

There's one philosophy that drives the design of all our products: to support any situation, any task, and virtually any budget. The result is that our products have a reputation for being highly adjustable, highly durable and still affordable.

From our Therapod® chair to the revolutionary You® chair to our latest Levo® chair, we have a track-record of designing innovative solutions that change the way we sit. We're proud that many of our chairs have been recognized in international competitions, such as GOOD Design and Best of NeoCon.

MASS CUSTOMIZATION CAPABILITIES

As an independently owned company, we have the flexibility to run the type of business we've always wanted to work for: one that's flexible and nimble. We know every customer has a unique set of requirements, so we've established production practices that allow us to adjust to those needs, but without the cost of 'going custom'.

While we officially have 218 chairs in our line-up, when you add up all the various mechanisms, arm combinations, seat sizes and other options, our Allseating's mass customization capabilities allow for roughly 7-million variations. So you know we have the perfect one for you.

COMMITMENT TO CUSTOMER SERVICE

From spec to delivery to maintenance support, we have earned a reputation as being the easiest, most enjoyable manufacturer to do business with – often surprising our partners with our solutions-driven approach to service, product quality and on-time delivery.

We're proud to be recognized as the Office Furniture Dealers Alliance's Seating Manufacturer of choice, and a big reason for this is our customer-centric approach.

We developed our innovative SpecAll™ online specification tool so you can specify, customize, price, save and share your product from any computer or mobile device. Our entire product library is also available at 2020technologies.com.

While we're proud of our highly intuitive specification technologies, we're always happy to work the way you prefer – including supporting traditional order processes over the phone. Simply call our Sales Support representatives and they will assist on all aspects of our products, and can answer all your specification questions.

THE INDUSTRY'S BEST WARRANTY

When your products are as well engineered as ours, you can back them with the best warranty in the business. Ours is simple: 12 years on all parts and approved labor with a 12 year 24|7 on specified product (10 years on Foster Sleep Chair and Recliners, 7 years on Eighty Two Basic seat foam, 3 years on Allseating Pillows).

Of course, we pride ourselves on engineering products that stand up to today's demanding work environments. That said, if something goes wrong, we're known for making it right. So if you receive a product from us that doesn't measure up to your quality standards, we promise to swiftly investigate and solve the problem.

We understand that dealing with warranties is often frustrating. So we developed a dedicated Warranty Response Team to eliminate headaches. They're specially trained to expedite warranty-related issues, so you can get back to business.

DESIGN FOR THE ENVIRONMENT

In addition to being ISO 14001 Certified, the gold standard for helping companies introduce and adopt environmental management systems, Allseating products are Indoor Advantage Gold – Furniture Indoor Air Quality certified, SCS Global Services' highest level of indoor air quality performance for furniture. This certification assures that furniture products support a healthy indoor environment by meeting strict chemical emission limits for volatile organic compounds (VOCs).

To be certified, our products must be tested by independent labs for compliance with the ANSI/BIFMA X7.1 and either ANSI/BIFMA e.3 or CDPH/EHLB Standard Method V1-1 for VOC emissions of concerns.

SCS Global Services has been providing global leadership in third-party quality, environmental and sustainability verification, certification, auditing, testing and standards development for three decades. Its programs span a cross-section of industries, recognizing achievements in green building, product manufacturing, food and agriculture, forestry, power generation, retail, and more.

SCS is accredited to provide services under a wide range of nationally and internationally recognized certification programs. Consistent with its mission, SCS is a chartered benefit corporation and Certified B Corp™, reflecting its commitment to socially and environmentally responsible business practices.

INFO
ALORA
PILLOWS
ASTUTE
ATTUNE
AILES
CHIROFORM
DART
DOVE
EIGHTY-TWO
ENTAIL
EQUATION
EXCHANGE
FOSTER
INERTIA
INMATE
JIF
L1
LEVO
MANTRA
PRATA
PRESTO
RAINBOW
REQUISITE
RSS
RUHE
THERAPOD
TUCK
WATSON
YOU
ZIP


QUICK SHIP

It's one thing to find the right product for the right price, but it's another thing to get it when you need it. We have the most extensive quickship offering in the industry with over 75 percent of our task, conference and guest seating available to be shipped within 5 days when specified with standard finishes and options (maximum of 25 units per order to qualify).

Most of our Foster collection is also available on Quick Ship with express 5 day shipping when standard finishes and options are selected (maximum of 25 seats per order to qualify; i.e. triple = 3 seats).

Quick Ship timelines exclude weekends and holidays. Simply pick the solution that best suits your needs, choose from any of our any of our carded quick ship fabrics*, and submit your order to Allseating's order entry department via fax at 1 800 272 9911, or email us at orders@allseating.com.

Each product that has a configuration that is eligible for Quick Ship has a QS logo indicating as such at the bottom of the page (as shown below). The QS column on each product page allow you to quickly identify which models/options are eligible for QS.



ENTAIL® MIDBACK

DESIGN: ALLSEATING
NOT ON GSA CONTRACT

BACK TO TOP

BASE PRICE | \$440
90088-NA

Grade 1/COM	Grade 2	Grade 3	Grade 4/COL	Grade 5	Grade 6	Grade 7	Grade 8	Leather 1	Leather 2	Leather 3
\$440	\$461	\$475	\$493	\$508	\$536	\$568	\$603	\$680	\$714	\$817

FEATURES

- 4.25" cylinder
- Seat Slider comes standard
- Smoke or Black Nylon base
- Molded seat foam
- Optional adjustable lumbar, headrest and aluminum base
- Sit to counter includes height adjustable foot ring

BACK STYLE 90 Entail
CONTROL 0 Midback
ARM NA No Arm
FRAME FINISH BKN Black Nylon
BACK OPTIONS ION M1 Mesh | Onyx
OPTIONS M1 M1 Mesh | Carbon
LEG M2 M2 Mesh
LEG M3 M3 Mesh
LEG M4 M4 Mesh
OPTIONS SS Seat Slider
LEG LH 65mm Hard Surface Casters
SC Sit to Counter (Black Frame Only)
HS High Seat 5.5" (Black Frame Only)
HRC Head Rest (fabric matches chair frame)
HRF Head Rest (fabric matches seat fabric)
AWK Adjustable Width Bracket | Knob
LU Adjustable Lumbar
HMB High Profile Aluminum Base
Freight Options KD Knocked Down
Freight Requirements BW Blanket Wrapped - Fully Assembled (25 Unit Minimum)
Freight Options FK Fully Assembled in Carton (25 Unit Minimum)
Freight Requirements AS Allseating Standard
Freight Options FQ Special Freight Instructions (Call for Quote)
Freight Requirements GD Guaranteed Delivery Date and Time (Call for Quote)


NOTES


- Ships knocked down.
- Warranted for users up to 325lbs.
- For BFR and FA freight options, minimum quantities apply, please
- This product meets the requirements set forth in ANSI/BIFMA X5.1-2011.
- Arms, base and casters will match frame finish selection.
- For mesh model code see page 22.
- *Composite base will be substituted if HS option is selected.

TO ORDER SIMPLY FILL IN THE BLANKS

90	0	88								
SERIES	BACK STYLE	CONTROL	ARM	FRAME FINISH	BACK OPTION	OPTIONS	LEG	FREIGHT OPTION	FREIGHT REQUIREMENTS	FABRIC CODE

ALLSEATING | JANUARY 2021 | UPDATED OCTOBER 31, 2020





FOSTER® GUEST DOUBLE FULL ARM

DESIGN | ALLSEATING
GSA SIN: 33721

BACK TO TOP

BASE PRICE | \$1,819
F1022-0A

Our guest chair - built for us. Features a steel frame construction, webbed seat suspension and sloped arms to make waiting more comfortable. Suggested Applications: Lobbies, Resident Rooms.

Code	Grade 1/COM	Grade 2	Grade 3	Grade 4/COL	Grade 5	Grade 6	Grade 7	Grade 8	Leather 1	Leather 2	Leather 3
F1022-0A	\$1,819	\$1,962	\$2,001	\$2,033	\$2,075	\$2,111	\$2,176	\$2,250	\$2,332	\$2,511	\$2,591
F1022-0A	\$1,819	\$1,960	\$1,969	\$2,047	\$2,115	\$2,235	\$2,372	\$2,524	\$2,857	\$3,005	\$3,453
CA	\$262	\$297	\$320	\$350	\$376	\$422	\$475	\$533	\$661	\$718	\$890

FEATURES

- Clean Out Armes
- 16 Gauge Tubular Steel Frame
- Steel Seat Frame
- High Density Seat Foam
- Lates, lead and mercury free
- Flex Back
- Active Seat Suspension
- Wallspan Frame Design
- Black non-marking polyethylene glides
- Arm caps designed for easy ingress and egress

BACK STYLE F1 Mesh
CONTROL 0 Upholstered
LEG 22 Double with Full Arms
ARM 0A Open Arm
ARM CAP FINISH CA Closed Arm
ARM CAP FINISH NC No Cap
TP Taupe Polyurethane
GR Gray Polyurethane
BK Black Polyurethane
MWM Hard Rock Maple Wood Cap
HC Rustic Cherry Wood Cap
CP Chocolate Pear Wood Cap
BM Bronze Matte
SVV Silver
MC Metallic Gunmetal
BACK MESH (if applicable) M2 M2 Mesh (not all colors are QS)
LEG M3 M3 Mesh
DC 2" Castout
MO Moisture Barrier (Seat only)
CL CL TB133 (Mesh)
CL CL TB133 (UPH)
BLW Blanket Wrapped - Fully Assembled (25 seat minimum)
Freight Options KD Knocked Down
Freight Requirements AS Allseating Standard
Freight Options FQ Special Freight Instructions (Call for Quote)
Freight Requirements GD Guaranteed Delivery Date and Time (Call for Quote)


NOTES

- Ships knocked down.
- Warranted for users up to 500 lbs/ per seat
- When graded in combination upholstery is selected, use the highest grade upholstery selected. Please provide the fabric specified and a description of where each fabric is to be applied on the product.
- This product meets the requirements set forth in ANSI/BIFMA X5.1-2011.
- Maximum order quantities apply to Quick Ship program, contact Sales Support for details.

TO ORDER SIMPLY FILL IN THE BLANKS

90	0	22									
SERIES	BACK STYLE	LEG	ARM	ARM CAP FINISH	FRAME FINISH	BACK MESH - OPTIONS	LEG	FREIGHT OPTION	FREIGHT REQUIREMENTS	FABRIC CODE - SEAT	FABRIC CODE - BACK & CLOSED ARM

ALLSEATING | JANUARY 2021 | UPDATED NOVEMBER 2, 2020



*SOME EXCEPTIONS MAY APPLY.

QUICKSHIP

ONLINE SPECIFICATION HAS NEVER BEEN EASIER.

We're constantly developing new and evolving existing products - so no matter how much planning goes into this price book, details can change. That's why we developed SpecAll™ – a convenient online tool that enables you to specify and price your product in real-time without ever leaving the comfort of your chair.

It really is that easy. Simply visit allseating.com, choose your chair and customize it by selecting your preferred options, fabrics and finishes. When you're done you can email it, or save it for future reference.

- 1 | We start with the base model.
- 2 | Change and customize your chair's mechanism, armstyle, finish and any other options available for your model.
- 3 | Choose your textile by clicking on the fabric thumbnail.
- 4 | Share with colleagues, add to your wish list, print or email your model.
- 5 | Need More?? Online Product Support includes product specifications, supporting documentation, video and image library.

72hr EXPRESS BUILD AND PRICE IN SPECALL™

MODEL CODE	LIST PRICE
90088-WA-BKN-10N-KD-F-0CDAN	\$475
CONTROLS BASIC SYNCHRO TILT	CODE 88
ARMS WITH ARM	WA
FRAME FINISH BLACK NYLON	BKN
BACK STYLE M1 ONYX + CARBON	10N
BACK MESH ONYX	10N
OPTIONS SEAT SLIDER (INCLUDED)	
BASE BLACK NYLON	
CASTERS + GLIDES CARPET CASTERS STANDARD	
SEAT FABRIC OASIS: ALLSEATING PROPRIETARY - CLOUD DANCER	F-0CDAN
FREIGHT OPTIONS KNOCKED DOWN	KD

Entail comes standard with an integrated seat-slider to support a wide-range of body types as well as optional dual functioning arms that are height-adjustable and arm pads that can easily shift forwards or backwards. Available in either smoke or black frame finish.

Prices effective January 2, 2018.

FEATURES + NOTES

Indoor Air Quality Certified Level 2

DIMENSIONS

Overall: 37" x 40.75" H | 23.5" W | 23.5" D
 Seat: 19" x 20.5" | 19.75" W | 18" D
 Back: 20.75" W | 18.75" H

FABRIC

200+ textiles to choose from

DOCUMENTS + CADS

- Product Brochure
- 2D CAD Drawings
- 3D CAD Drawings
- Indoor Advantage™ Gold

ALLSEATING EMBARKS ON MULTI-CITY POPUP TOUR

©2018 ALLSEATING CORPORATION. ALL RIGHTS RESERVED. FRENCH RESOURCES TERMS OF USE

GROUP PURCHASING ORGANIZATIONS

Allseating has contracted purchasing agreements with Premier and Vizient. For more information, please contact your local Allseating dealer or your Allseating representative.

GENERAL GUIDELINES:

Standard dealer discount applies until an SQ is given. Standard freight policy applies. Delivery, install and design are added charges by the dealer. Dealer has the authority to sell less than the contracted price. Tier is based on member net and per purchase order unless member tier activated.

PREMIER

Contract Number: PP-FA-843
 Term: January 1, 2018 - December 31, 2026
 Quotes based on Allseating's 2025 Commercial Price List.
 Tier is based on member sell price and calendar year accumulated purchases.

Premier Member Pricing:

Tier 1: up to \$150,000 = 54% off list
 Tier 2: \$150,001 + = Negotiated

VIZIENT

Contract Number: CE3371
 Term: May 1, 2019 - April 30, 2026
 Quotes based on Allseating's 2024 Commercial + GSA Price List.
 Tier is based on member sell price and calendar year accumulated purchases.

Vizient Member Pricing:

Tier 1: up to \$25,000 = 54% off of list
 Tier 2 \$25,001 - \$100,000 = 55% off of list
 Tier 3 \$100,001 - 200,000 = 56% off of list
 Tier 4: \$200,001+ = Negotiable

GENERAL SERVICES ADMINISTRATION

When the federal supply schedule contract delivery period does not meet the bona fide urgent delivery requirements of an ordering activity, the ordering activity is encouraged, if time permits, to contact the contractor for the purpose of obtaining accelerated delivery. The contractor shall reply to the inquiry within three (3) business days after receipt. (Telephonic replies shall be confirmed by the contractor in writing.) If the contractor offers an accelerated delivery time acceptable to the ordering activity, any order(s) placed pursuant to the agreed upon accelerated delivery time frame shall be delivered within this shorter delivery time and in accordance with all other terms and conditions of the contract.

CONTRACT NUMBER

GS-29F-004AA

AWARD SPECIAL ITEM NUMBERS

SIN 33721, 339113H
 SIN OLM

DUNS NUMBER

243651288

CAGE CODE

3AC60

FEIN#

98-011-0664

CONTRACT PERIOD

January 10, 2018 - January 9, 2028

BUSINESS SIZE

Other than Small Business

TIME OF DELIVERY

30- 90 days ARO or sooner

GEOGRAPHICAL COVERAGE

48 Contiguous States and District of Columbia

ORDERING ADDRESS

Allseating Corporation
 5800 Avebury Road, Unit 2
 Mississauga, ON L5R 3M3 Canada
 Head Office Phone: 1-800-563-3502
 Head Office Fax: 1-800-272-9911

PAYMENT ADDRESS

Same as Ordering Address

CURRENT CATALOGS

Allseating 2024 Commercial + GSA Price List

DISCOUNT

List Price Discount	
\$0 to \$100,000	60.45%
\$100,001 to \$300,000	62.45%
\$300,001 to \$500,000	64.45%
\$500,001 and Above	Negotiable

FOB: Destination freight prepaid to 48 contiguous states.
 Additional shipping fees may apply if a U.S. Driver is required.

PAYMENT TERMS

1% 20, Net 30 days | Government purchase cards accepted above and below the micro-purchase threshold. Forms must be filled out and signed with electronic time stamp or signed and scanned.

MINIMUM ORDER

MINIMUM \$50.00 | MAXIMUM \$250,000 33721, \$500,000 339113H

PRODUCTION POINT

Mississauga, Ontario, Canada

CONDITIONS OF SALE

Warranty: 12 year on parts and labor.

CANCELLATION CHARGE

No cancellation charge prior to production. After production, only actual costs incurred that cannot be recovered through resale of the merchandise in a reasonable length of time (six months).

RESTOCKING CHARGE

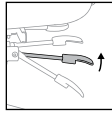
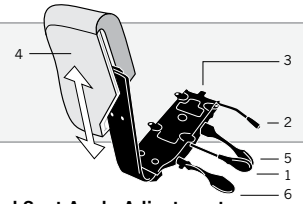
20% (On approval)

- INFO
- ALORA
- PILONS
- ASTUTE
- ATTUNE
- ATLAS
- CHIROGEM
- DART
- DOVE
- EIGHTY-TWO
- ENTAIL
- EQUATION
- EXCHANGE
- FOSTER
- INERTIA
- INMATE
- JIF
- L1
- LEVO
- MANTRA
- PRATA
- PRESTO
- RAINBOW
- REQUISITE
- RES
- RUIHE
- THERAPOD
- TUCK
- WATSON
- YOU
- ZIP

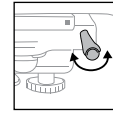
CONTROLS

DELUXE TILTER HEAVY DUTY (DJ/DH) - 11

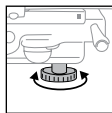
Overview: Task applications which require extensive adjustability. Center pivot tilting action with infinite tilt lock. Suitable for chairs with independent seat and back construction.



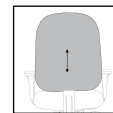
1 | Seat Height Adjustment
To raise the chair, lift the paddle up while lifting your weight from the seat until you reach the desired height. Release the paddle to lock into place. To lower the chair, lift the paddle up allowing your weight to push the seat down to the desired height. Release the paddle to lock into place.



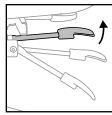
2 | Forward Seat Angle Adjustment
To engage forward seat tilt, recline slightly in the chair and roll the bar backwards. As you bring the chair back to an upright position, the seat of the chair will angle forward. To disengage forward seat tilt, recline slightly in the chair and roll the bar forwards. As you bring the chair back to an upright position, the seat will return to a neutral position.



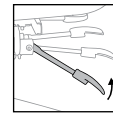
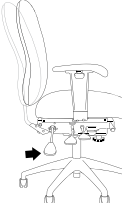
3 | Tension Control
Leaning back in the chair, decide if the resistance of the chair is comfortable. If it is too loose, rotate the tension knob counter-clockwise. If the chair has too much resistance, turn the knob clockwise.



4 | Back Height Adjustment
To adjust back height, lean forward and grasp the sides of the outside back. To raise, slide the back up. To lower, slide it all the way to the top and then lower to desired height. Release to lock in place.



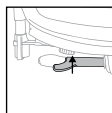
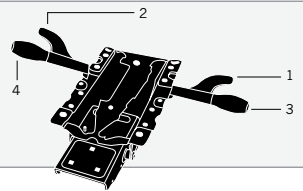
5 | Infinite Tilt Lock
To adjust the recline angle, pull the paddle up to unlock it. Recline to the desired position and push the paddle down to lock in place.



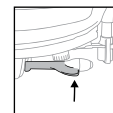
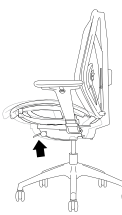
6 | Back Angle Adjustment
To increase the angle of the back, lift the paddle up while putting your weight on the back of the chair until you reach the desired angle. Release the paddle to lock into place. To decrease the angle of the back, lift the paddle up while removing your weight from the back until you reach the desired angle. Release the paddle to lock into place.

DELUXE SYNCHRO TILT (DST) - 12

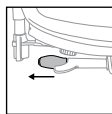
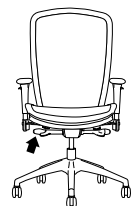
Overview: Task applications, which require extensive adjustability. Suitable for chairs with independent seat and back construction. Synchronized tilting action allows user's feet to remain on the floor as they tilt backwards. Side-activated tension for ease of adjustment. "J-Bar" construction provides enhanced visual appeal.



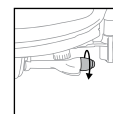
1 | Seat Height Adjustment
To raise the chair, lift the paddle up while lifting your weight from the seat until you reach the desired height. Release the paddle to lock into place. To lower the chair, lift the paddle up allowing your weight to push the seat down to the desired height. Release the paddle to lock into place.



2 | Seat Depth Adjustment (Optional)
To adjust the seat depth, lift up on paddle and simultaneously lift your weight from the seat while sliding the seat forward or backward. Release the paddle to lock the seat in place.



3 | Tension Control
Leaning back in the chair, decide if the resistance of the chair is comfortable. If it is too loose, rotate the tension knob counter-clockwise. If the chair has too much resistance, turn the knob clockwise.

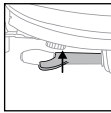
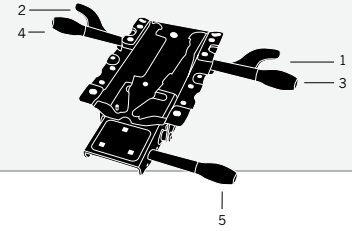


4 | Tilt Lock
To adjust the recline angle, twist knob forward to unlock it. Recline to the desired position and twist knob backwards to lock in place.

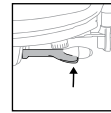
CONTROLS

DELUXE SYNCHRO TILT W/BACK ANGLE (DST2) - 18

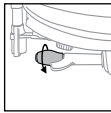
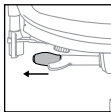
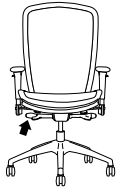
Overview: Task applications, which require extensive adjustability. Suitable for chairs with independent seat and back construction. Synchronized tilting action allows user's feet to remain on the floor as they tilt backwards. Side-activated tension for ease of adjustment. "J-Bar" construction provides enhanced visual appeal.



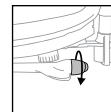
1 | Seat Height Adjustment
To raise the chair, lift the paddle up while lifting your weight from the seat until you reach the desired height. Release the paddle to lock into place.
To lower the chair, lift the paddle up allowing your weight to push the seat down to the desired height. Release the paddle to lock into place.



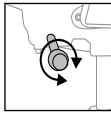
2 | Seat Depth Adjustment (Optional)
To adjust the seat depth, lift up on paddle and simultaneously lift your weight from the seat while sliding the seat forward or backward. Release the paddle to lock the seat in place.



3 | Tension Control
Leaning back in the chair, decide if the resistance of the chair is comfortable. If it is too stiff, pull knob out and rotate counter-clockwise. If the chair does not provide enough resistance, turn the knob clockwise.



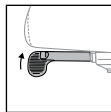
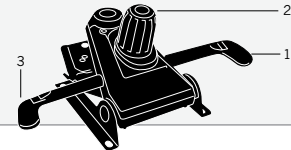
4 | Tilt Lock
To adjust the recline angle, twist knob forward to unlock it. Recline to the desired position and twist knob backwards to lock in place.



5 | Back Angle Adjustment
To increase the angle of the back, rotate the knob in clockwise motion until desired angle is reached.
To decrease the angle of the back, rotate the knob in a counter-clockwise motion.

KNEE TILT (KT2) - 25

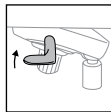
Overview: For use in boardroom, executive and management applications. Suitable for chairs with combined seat and back construction.



1 | Seat Height Adjustment
To raise the chair, lift the paddle up while lifting your weight from the seat until you reach the desired height. Release the paddle to lock into place.
To lower the chair, lift the paddle up allowing your weight to push the seat down to the desired height. Release the paddle to lock into place.



2 | Tension Control
Leaning back in the chair, decide if the resistance of the chair is comfortable. If it is too loose, rotate the tension knob counter-clockwise. If the chair has too much resistance, turn the knob clockwise.

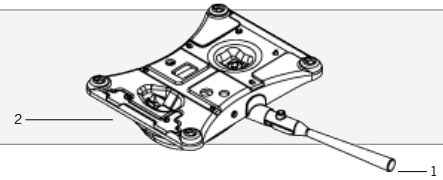


3 | Tilt Lock
To adjust the recline angle, pull the paddle up to unlock it. Recline to the desired position and push the paddle down to lock in place.

CONTROLS

ENHANCED TILT - 15

Overview: Applications which require moderate adjustability. Center Pivot Tilting action with lock in upright position only.



1 | Seat Height Adjustment

To raise the chair, lift the paddle up while lifting your weight from the seat until you reach the desired height. Release the paddle to lock into place. To lower the chair, lift the paddle up allowing your weight to push the seat down to the desired height. Release the paddle to lock into place.



3 | Tilt Lock

To adjust the chair tilt, pull the paddle out to unlock it. Recline to the desired position. Push the paddle in to lock in the upright position only.

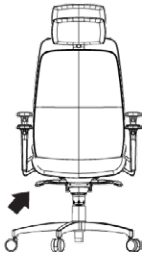
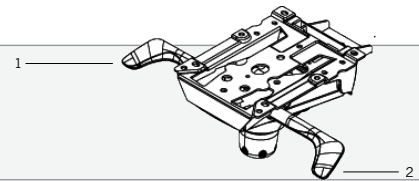


2 | Tension Control

Leaning back in the chair, decide if the resistance of the chair is comfortable. If it is too stiff, rotate the tension knob counter-clockwise. If the chair does not provide enough resistance, turn the knob clockwise.

SYNCHRO TILT - 24

Overview: Task applications which require extensive adjustability. Suitable for chairs with independent seat and back construction. Synchronized tilting action allows user's feet to remain on the floor as they tilt backwards.



1 | Seat Height Adjustment

For desired seat height use the lever under the right side of the seat. To raise the seat, lift the lever up while taking your weight off the chair. To lower the seat, stay seated and lift the lever. Release the lever when you reach the desired height.



3 | Tension Control

For tension, adjust by turning tension knob clockwise to tighten and counterclockwise to loosen.



2 | Seat Depth Adjustment (Optional)

The integrated seat slider control is naturally accessible under the right side of the seat. Push the button in and slide to the desired position. Release to lock the seat in place.



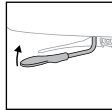
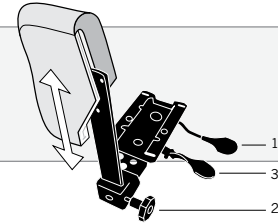
4 | Tilt Lock

To lock the recline of the backrest, lean back to the desired position, push the tilt lock lever down to lock in place. To release, pull the lever up to unlock.

CONTROLS

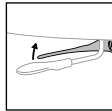
POSTURE BACK (P) - 30

Overview: Task applications which require moderate and affordable adjustability. Suitable for chairs with independent seat and back construction. Suitable for stool applications.



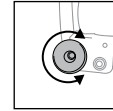
1 | Seat Height Adjustment

To raise the chair, lift the paddle up while lifting your weight from the seat until you reach the desired height. Release the paddle to lock into place. To lower the chair, lift the paddle up allowing your weight to push the seat down to the desired height. Release the paddle to lock into place.



3 | Back Angle Adjustment

To increase the angle of the back, lift the paddle up while putting your weight on the back of the chair until you reach the desired angle. Release the paddle to lock into place. To decrease the angle of the back, lift the paddle up while removing your weight from the back until you reach the desired angle. Release the paddle to lock into place.

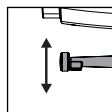
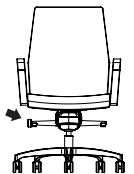


2 | Back Height Adjustment

To increase the height of the back, rotate the knob in a counter-clockwise motion to release the back. Lift back up to the desired height and tighten the knob by turning it clockwise. To lower the back height, rotate the knob in a counter-clockwise motion to release the back. Lower the back to the desired height and tighten the knob by turning it clockwise.

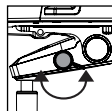
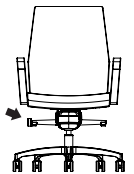
SYNCHRO TILT (TS70) - 32

Overview: Task applications which require moderate and affordable adjustability. Suitable with chairs with separate seat and back construction. Central pivot tilting action with lock in upright position only.



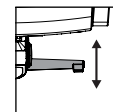
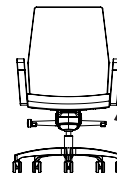
1 | Seat Height Adjustment

To raise the chair, lift the lever while lifting your weight from the seat until you reach the desired height. Push lever back to lock into place. To lower the chair, lift lever while allowing your weight to push the seat down to the desired height. Push lever back to lock into place.



2 | Tension Control

Leaning back in the chair, decide if the resistance of the chair is comfortable. If it is too stiff, turn hand-wheel clockwise to increase tension and counter clockwise to reduce tension.

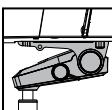
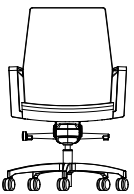
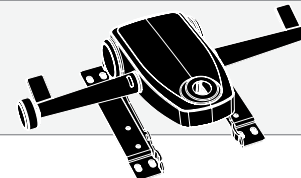


3 | Tilt Lock (4 positions)

To adjust the recline angle, lift lever to unlock it. Recline to the desired position and push down on lever to lock in place.

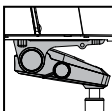
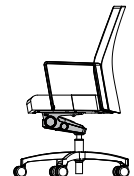
KNEE-TILT (KT3) -35

Overview: For use in conference rooms, executive and management spaces. Suitable for chairs with combined seat and back construction. Side tension control provides a solid ergonomic solution to users.



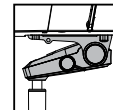
1 | Seat Height Adjustment

To raise the chair, lift the paddle up while lifting your weight from the seat until you reach the desired height. Release the paddle to lock into place. To lower the chair, lift the paddle up allowing your weight to push the seat down to the desired height. Release the paddle to lock into place.



3 | Tilt Lock

To adjust the recline angle, pull the paddle up to unlock it. Recline to the desired position and push the paddle down to lock in place.



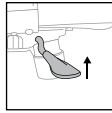
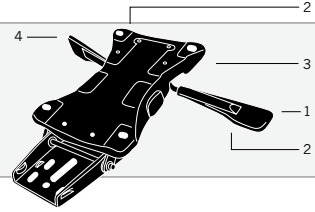
2 | Tension Control

Leaning back in the chair, decide if the resistance of the chair is comfortable. If it is too stiff, rotate the tension knob counter-clockwise. If the chair does not provide enough resistance, turn the knob clockwise.

CONTROLS

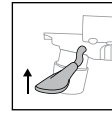
SYNCHRO TILT (ST) - 40

Overview: Task applications which require extensive adjustability. Suitable for chairs with independent seat and back construction. Synchronized tilting action allows user's feet to remain on the floor as they tilt backwards. "J-Bar" construction provides enhanced visual appeal.



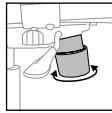
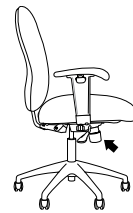
1 | Seat Height Adjustment

To raise the chair, lift the paddle up while lifting your weight from the seat until you reach the desired height. Release the paddle to lock into place. To lower the chair, lift the paddle up allowing your weight to push the seat down to the desired height. Release the paddle to lock into place.



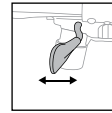
2 | Seat Depth Adjustment (Optional)

To adjust the seat depth, lift up on paddle and simultaneously lift your weight from the seat while sliding the seat forward or backward. Release the paddle to lock the seat in place.



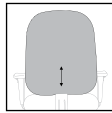
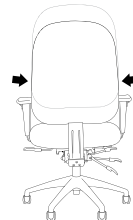
3 | Tension Control

Leaning back in the chair, decide if the resistance of the chair is comfortable. If it is too stiff, rotate the tension knob counter-clockwise. If the chair does not provide enough resistance, turn the knob clockwise.



4 | Tilt Lock

To adjust the recline angle, push the paddle forwards to unlock it. Recline to the desired position and push the paddle back to lock in place.



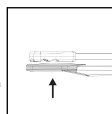
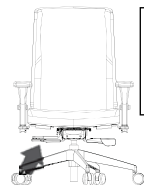
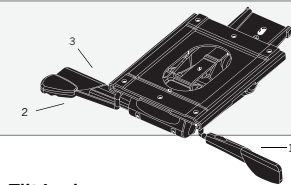
5 | Back Height Adjustment (Optional)

To adjust back height, lean forward and grasp the sides of the outside back. To raise, slide the back up. To lower, slide the back all the way to the top then back to the bottom to reset it. Raise slowly in increments until desired height is reached.

Note: Fluid and Zip do not have this feature.

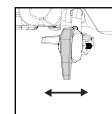
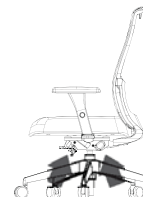
DYNAMIC SYNCHRO TILT (DYT) - 46

Overview: Task applications which require moderate adjustability. The Dynamic Synchro mechanism adjusts the tilt tension based on the weight of the user when reclining.



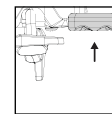
1 | Seat Height Adjustment

To raise the chair, lift the paddle up while lifting your weight from the seat until you reach the desired height. Release the paddle to lock into place. To lower the chair, lift the paddle up allowing your weight to push the seat down to the desired height. Release the paddle to lock into place.



2 | Tilt Lock

To adjust the recline angle, push the paddle down to unlock it. Recline to the desired position. Pull the paddle up to lock in the upright position.



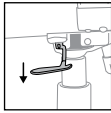
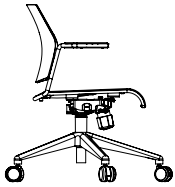
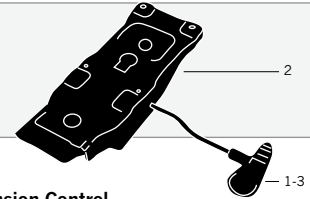
3 | Seat Slider

To adjust the seat depth, pull the paddle up to unlock it and adjust to the desired position. Release the paddle.

CONTROLS

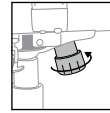
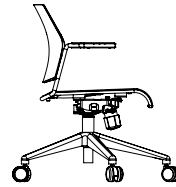
BASIC TILT - 57

Overview: Task applications which require moderate and affordable adjustability. Suitable with chairs with separate seat and back construction. Central pivot tilting action with lock in upright position only.



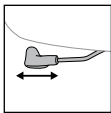
1 | Seat Height Adjustment

To raise the chair, lift the paddle up while lifting your weight from the seat until you reach the desired height.
Release the paddle to lock into place.
To lower the chair, lift the paddle up allowing your weight to push the seat down to the desired height.
Release the paddle to lock into place.



2 | Tension Control

Leaning back in the chair, decide if the resistance of the chair is comfortable. If it is too stiff, rotate the tension knob counter-clockwise. If the chair does not provide enough resistance, turn the knob clockwise.

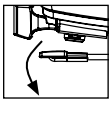
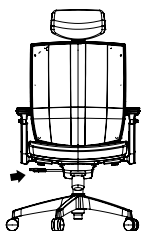
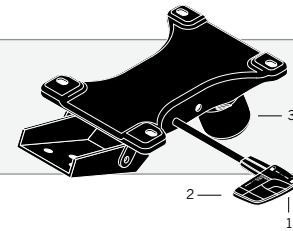


3 | Tilt Lock

To adjust the chair tilt, pull the paddle out to unlock it. Recline to the desired position and push the paddle in to lock in place.

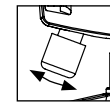
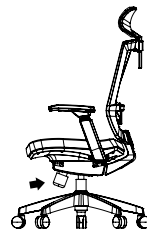
BASIC SYNCHRO TILT WITH SEAT SLIDER (ST) - 88

Overview: Task applications which require moderate adjustability. Suitable for chairs with separate seat and back construction.



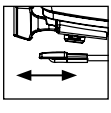
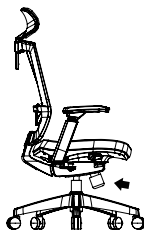
1 | Seat Height Adjustment

To raise, push the paddle down while taking your weight off the chair. To lower, stay seated and push the paddle down. Release when you reach the desired height.



3 | Tilt Tension

Adjust by turning the knob clockwise to loosen and counter-clockwise to tighten.



2 | Tilt Lock

To adjust the chair tilt, pull the paddle out to unlock, recline to desired position, push the paddle in to lock.

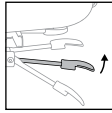
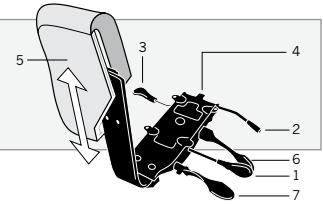
4 | Seat Depth Adjustment

Pull lever, located under the chair on the right side, outward to unlock.
Slide into desired position and release to lock into place.

CONTROLS

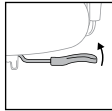
DELUXE TILT J-BAR (DJ) - 80

Overview: Task applications which require extensive adjustability. Center pivot tilting action with infinite tilt lock. Suitable for chairs with independent seat and back construction. "J-Bar" construction provides enhanced visual appeal.



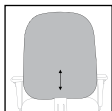
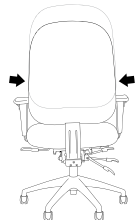
1 | Seat Height Adjustment

To raise the chair, lift the paddle up while lifting your weight from the seat until you reach the desired height. Release the paddle to lock into place. To lower the chair, lift the paddle up allowing your weight to push the seat down to the desired height. Release the paddle to lock into place.



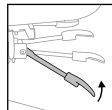
3 | Seat Depth Adjustment (Optional)

To adjust the seat depth, lift up on paddle and simultaneously lift your weight from the seat while sliding the seat forward or backward. Release the paddle to lock the seat in place.



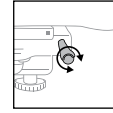
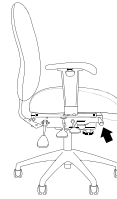
5 | Back Height Adjustment

To adjust back height, lean forward and grasp the sides of the outside back. To raise, slide the back up. To lower, slide it all the way to the top and then lower to desired height. Release to lock in place.



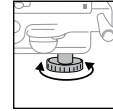
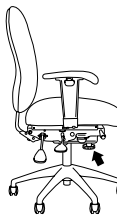
7 | Back Angle Adjustment

To increase the angle of the back, lift the paddle up while putting your weight on the back of the chair until desired angle. Release the paddle to lock. To decrease the angle of the back, lift the paddle up while removing your weight from the back until you reach the desired angle. Release the paddle to lock into place.



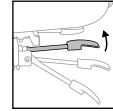
2 | Forward Seat Angle Adjustment

To tilt the seat forward, first recline slightly in the chair and then rotate handle clockwise until desired angle is reached. To return to a neutral position, rotate handle counter-clockwise.



4 | Tension Control

Leaning back in the chair, decide if the resistance of the chair is comfortable. If it is too stiff, rotate the tension knob counter-clockwise. If the chair does not provide enough resistance, turn the knob clockwise.



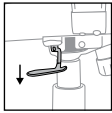
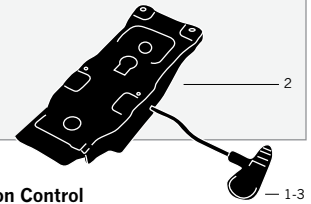
6 | Infinite Tilt Lock

To adjust the recline angle, pull the paddle up to unlock it. Recline to the desired position and push the paddle down to lock in place.

CONTROLS

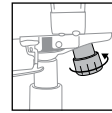
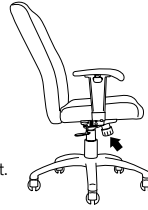
BASIC SYNCHRO-TILT 4 (BT4) - 89

Overview: Task applications which require moderate and affordable adjustability. Suitable for chairs with separate seat and back construction. Synchro-Tilt action with lock in upright position only.



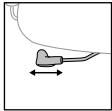
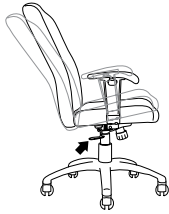
1 | Seat Height Adjustment

To raise the chair, lift the paddle up while lifting your weight from the seat until you reach the desired height. Release the paddle to lock into place. To lower the chair, lift the paddle up allowing your weight to push the seat down to the desired height. Release the paddle to lock into place.



2 | Tension Control

Leaning back in the chair, decide if the resistance of the chair is comfortable. If it is too stiff, rotate the tension knob counter-clockwise. If the chair does not provide enough resistance, turn the knob clockwise.

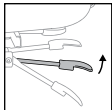
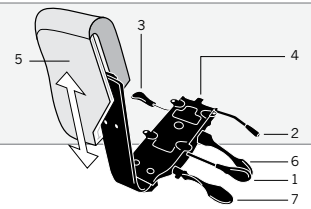


3 | Tilt Lock

To adjust the chair tilt, pull the paddle out to unlock it. Recline to the desired position. Push the paddle in to lock in the upright position only.

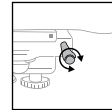
VALUE PLUS (VP) - 90

Overview: Task applications which require extensive adjustability. Center pivot tilting action with infinite tilt lock. Suitable for chairs with independent seat and back construction. "J-Bar" construction provides enhanced visual appeal.



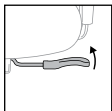
1 | Seat Height Adjustment

To raise the chair, lift the paddle up while lifting your weight from the seat until you reach the desired height. Release the paddle to lock into place. To lower the chair, lift the paddle up allowing your weight to push the seat down to the desired height. Release the paddle to lock into place.



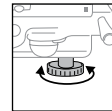
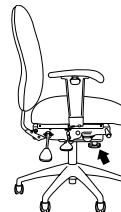
2 | Forward Seat Angle Adjustment

To tilt the seat forward, first recline slightly in the chair and then rotate handle clockwise until desired angle is reached. To return to a neutral position, rotate handle counter-clockwise.



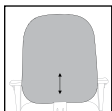
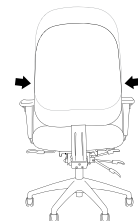
3 | Seat Depth Adjustment

To adjust the seat depth, lift up on paddle and simultaneously lift your weight from the seat while sliding the seat forward or backward. Release the paddle to lock the seat in place.



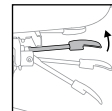
4 | Tension Control

Leaning back in the chair, decide if the resistance of the chair is comfortable. If it is too stiff, rotate the tension knob counter-clockwise. If the chair does not provide enough resistance, turn the knob clockwise.



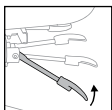
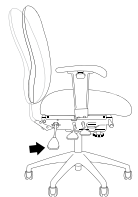
5 | Back Height Adjustment

To adjust back height, lean forward and grasp the sides of the outside back. To raise, slide the back up. To lower, slide it all the way to the top and then lower to desired height. Release to lock in place.



6 | Infinite Tilt Lock

To adjust the recline angle, pull the paddle up to unlock it. Recline to the desired position and push the paddle down to lock in place.

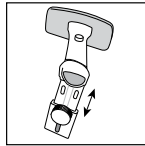
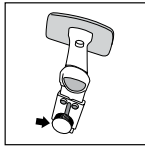


7 | Back Angle Adjustment

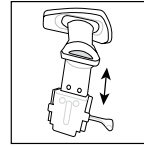
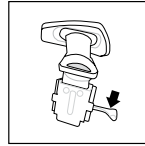
To increase the angle of the back, lift the paddle up while putting your weight on the back of the chair until desired angle. Release the paddle to lock. To decrease the angle of the back, lift the paddle up while removing your weight from the back until you reach the desired angle. Release the paddle to lock into place.

ARM ADJUSTMENTS

ARM WIDTH OPTION SPECIFICATIONS



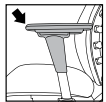
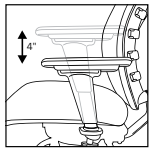
AWK: Arm width adjustment with a turn knob.
Available for:
NA (No Arms), AT, WA, T2, 4D, MF, TW.



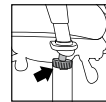
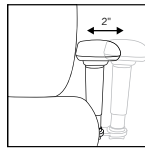
AWL: Arm width adjustment with lever.
Available for: T2, 4D and TW only.
Not available with AT arms or products with a shroud.
Standard with MF Arms.

MULTI-FUNCTIONAL ARM - MF

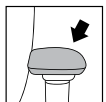
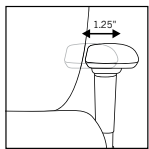
(Adjustable 4" height, pivots and slides side to side and front to back)



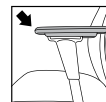
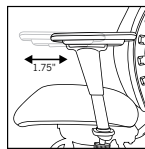
Arm Height Adjustment
To increase the arm height, press the button on the outside of the arm and pull up on the arm until the desired height is reached. To lower the arm height, press the button again until desired height is reached and release the button.



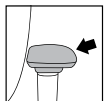
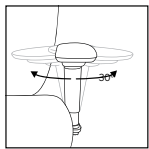
Width Adjustment [Optional]
To adjust the arm width, loosen the knob found under the seat, move the arm to the desired width and tighten the knob to lock in place.



Arm Cap Adjustment - Side to Side
Arm caps can be moved inward or outward by pressing the button on the inside of the arm cap and sliding the cap in the desired position.



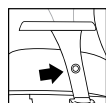
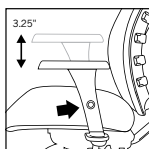
Arm Cap Adjustment - Front to Back
To change arm cap depth, press the button on the inside of the arm cap and slide forwards or backwards to desired position.



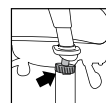
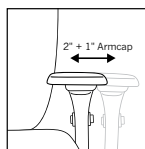
Arm Cap Adjustment - Pivot
To change the angle of the arm cap, press the button on the inside of the arm cap and twist the arm cap either left or right.

4 DIMENSIONAL ARM - 4D

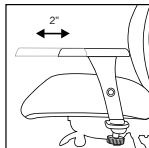
(Adjustable 3.25" height, cap pivots inwards and slides side to side and front to back (width adjustment optional))



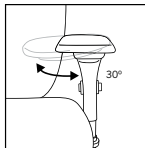
Arm Height Adjustment
To adjust the arm height, push the button in and move the arm to the desired height. Release the button to lock in place.



Width Adjustment (Optional)
To adjust the arm width, loosen the knob found under the seat, move the arm to the desired width and tighten the knob to lock in place.
AWK and AWL available on most models.
Note: Optional on some models



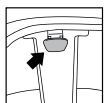
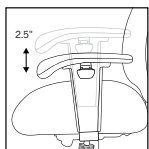
Arm Cap Adjustment - Front and Back
Arm caps can be moved in or out by sliding the cap in the desired direction.



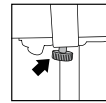
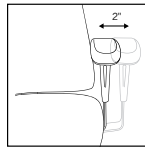
Pivot Inwards
Arm caps can be moved in or out by sliding the cap in the desired direction.

ADJUSTABLE T ARM - AT

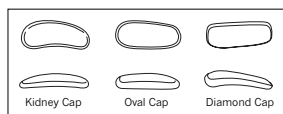
(Adjustable 2.5" height (width adjustment optional))



Arm Height Adjustment
To adjust the arm height, push the button up and move the arm to the desired height. Release the button to lock in place.



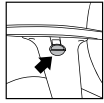
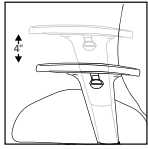
Arm Width Adjustment (Optional)
To adjust the arm width, loosen the knob found under the seat, move the arm to the desired width and tighten the knob to lock in place.
AWK is standard, AWL not available with this arm.
Note: Optional on some models



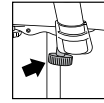
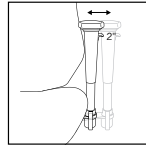
ARM ADJUSTMENTS

TASK 2 ARM - T2

(Adjustable 4" height (width adjustment optional))



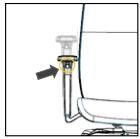
Arm Height Adjustment
To adjust the arm height, push the button up and move the arm to the desired height. Release the button to lock in place.



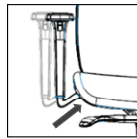
Arm Width Adjustment (Optional)
To adjust the arm width, loosen the knob found under the seat, move the arm to the desired width and tighten the knob to lock in place.
AWK and AWL available on most models.

L1 WITH ARM - WA

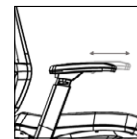
(Adjustable 4" height)



Arm Height Adjustment
To adjust the arm height, push the button in at the front of the arm and move the arm to the desired height. Release the button to lock in place.



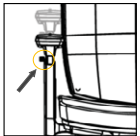
Arm Width Adjustment
To adjust the arm width, pull the lever open to unlock the arm, move the arm to the desired width and close the lever to lock in place.



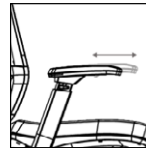
Arm Cap Adjustment - Front and Back
Arm caps can be moved forward or backwards by sliding the cap in the desired direction.

ENTAIL WITH ARM - WA

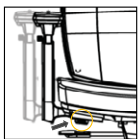
(Adjustable 4" height)



Arm Height Adjustment
To adjust the arm height, press the lever located under the arm cap to raise or lower the arm. Release the lever to lock in place.



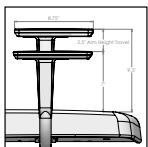
Arm Cap Adjustment - Front and Back
Arm caps can be moved forward or backwards by sliding the cap in the desired direction.



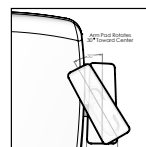
Arm Width Adjustment
To adjust the arm width, loosen the knob found under the seat, move the arm to the desired width and tighten the knob to lock in place.

PROPRIETARY DUAL ARM - L2

(Adjustable 2.5" height and rotates 30° inward)



Arm Height Adjustment
To adjust the arm height, press the button on the outside of the arm and pull the arm pad up to the desired height. There are 6 positions of height.



Arm Cap Adjustment
Arm caps can be tilted inward to provide forearm support.

T7 ARM - T7

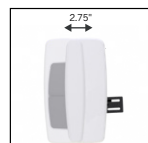
(Adjustable 4" height and rotates 360°, width adjustment included)



Arm Height Adjustment
To adjust the arm height, push the button in on the side and move the arm to the desired height. Release the button to lock in place.



Arm Width Adjustment
To adjust the arm width, loosen the knob found under the seat, move the arm to the desired width and tighten the knob to lock in place.



Arm Cap Adjustment
To adjust the arm cap inward, slide the arm cap to the desired position.



Arm Cap Swivel Adjustment
Arm caps can be rotated 360 degrees. Simply rotate to the desired position.

CUSTOMER'S OWN MATERIAL (COM)/LEATHER (COL)

For any COM fabric application, please request the official COM notification form QSF 182. One memo sample (6" x 6") of all COM/COL fabrics must be submitted for approval with the following information:

1. Customer Purchase Order
2. Chair Name/Model Code/Quantity
3. Fabric Supplier
4. Fabric Name/Number/Color
5. Ship To: address

Memo samples to be shipped to:

ALLSEATING CORPORATION
 Attn: Customer Service Department
 5800 Avebury Road, Unit #3
 Mississauga, ON L5R 3M3
 CANADA

Allseating is not responsible for the return of samples; nor the durability, color inaccuracies, dye lot variations, tailoring quality or other defects of any COM/COL.

Upon application approval of COM/COL, fabric must be sent to corporate headquarters with the following:

1. COM/COL Notification Form
2. Commercial Invoice
3. NAFTA Certificate – If shipment originates from the U.S.A.
4. Your company name & contact person
5. Your purchase order number

On your Purchase Order, the following information must be supplied to the factory regarding COM/COL fabric:

1. Manufacturer's name
2. Correct model number to which COM or COL is to be applied
3. A sample (6" x 6") of the COM or COL
4. Instructions for proper application
5. Manufacturer's pattern and color number
6. Correct side of fabric

When no instructions are received with your COM or COL, Allseating will use our own judgment with no recourse. Extended lead times may occur if COM or COL is not properly identified when received by Allseating. Allseating is not responsible for any unclaimed COM/COL 30 days beyond shipment of goods.

COM yardage shown in the Price Catalog is based on single chair requirements. For multiples, the yardage may be reduced, please call Customer Service for details. Regular COM orders will be charged at Group 2 pricing and regular COL orders will be charged at Group 4 pricing.

Allseating reserves the right to reject any COM Fabric or COL Material which, in our opinion, is unsuitable. COM fabric must be supplied in one piece. Where patterns or repeats are involved additional yardage may be required.

All COM/COL orders will not be scheduled for production until Customer Service receives confirmation from our warehouse or receiving department that the fabric has arrived. Shipping will be approximately 4 weeks from receipt of fabric.

All items are available with material furnished by the customer. Yardage requirements listed in our price list are based on 54" wide plain material. Generally, additional yardage is required if striped or patterned material is used, if pattern requires matching or if width of material is less than 54" wide. Please contact customer service to determine additional yardage requirements. Though every effort has been made to estimate additional yardage required, Allseating takes no responsibility where additional material must be ordered.

For patterns with a repeat distance of 0"- 9" please estimate an additional 10% in yardage. For a repeat distance of 10"- 20" please estimate an additional 20% in yardage. Any repeat higher than 20" please contact customer service to determine additional yardage requirements.

If you wish to provide your own leather, please estimate 17 square feet of leather per yard of material required, based on the yardage requirement listed for each piece. Allseating will not order special leather from any supplier other than their own.

Allseating can take no responsibility for tailoring, wearability or application of COM/COL covers. Allseating is not held responsible for receipt of defective fabrics, as they are all applied as first quality goods. COM/COL is applied at customer's own risk and Allseating assumes no liability

INFO
 ALORA
 PILONS
 ASTUTE
 ATTUNE
 ALES
 CHIROFORM
 DART
 DOVE
 EIGHTY-TWO
 ENTAL
 EQUATION
 EXCHANGE
 FOSTER
 INERTIA
 INMATE
 JIF
 L1
 LENO
 MANTRA
 PRATA
 PRESTO
 RAINBOW
 REQUISITE
 RES
 RUIHE
 THERAPOD
 TUCK
 WATSON
 YOU
 ZIP

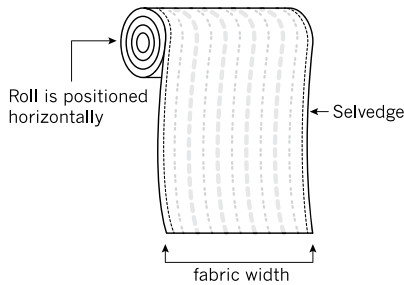
CUSTOMER'S OWN MATERIAL (COM)/LEATHER (COL)

ALL STANDARD SEATING FABRICS ARE APPLIED RIGHT WAY (OFF-THE-BOLT)

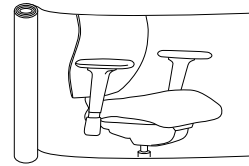
Usually, seating fabrics are patterned to run Right-Way (off-the-bolt). Allseating will upholster all seating products with the fabric pattern running off the bolt unless special instructions stating otherwise are received. (Upcharges may apply)

Right Way Application (Off The Bolt)

To avoid unnecessary confusion, always specify Right Way or Railroad. Explanation of what Railroad and Right Way means.



RW = Right Way
(As woven) or Top Right or In and Out of Both or Up the Goods



RR = Railroad
or Selvage to Top

FABRIC UPGRADE CHART FOR FABRICS GRADED 9 – 12

Determine the amount of fabric required for the product by referencing the COM yardage requirements as published. Once yardage has been determined, add the indicated list amount in the chart below to the published Group 8 price and discount as required.

Yardage	Grade 9	Grade 10	Grade 11	Grade 12
0.5	\$37	\$73	\$111	\$147
0.75	\$56	\$110	\$166	\$220
1	\$74	\$146	\$221	\$293
1.25	\$93	\$183	\$276	\$366
1.5	\$111	\$219	\$332	\$440
1.75	\$130	\$256	\$387	\$513
2	\$148	\$292	\$442	\$586
2.25	\$167	\$329	\$497	\$659
2.5	\$185	\$365	\$553	\$733
2.75	\$204	\$402	\$608	\$806
3	\$222	\$438	\$663	\$879
3.25	\$241	\$475	\$718	\$952
3.5	\$259	\$511	\$774	\$1,026
3.75	\$278	\$548	\$829	\$1,099
4	\$296	\$584	\$884	\$1,172
4.25	\$315	\$621	\$939	\$1,245
4.5	\$333	\$657	\$995	\$1,319
4.75	\$352	\$694	\$1,050	\$1,392
5	\$370	\$730	\$1,105	\$1,465
5.25	\$389	\$767	\$1,160	\$1,538
5.5	\$407	\$803	\$1,216	\$1,612
5.75	\$426	\$840	\$1,271	\$1,685
6	\$444	\$876	\$1,326	\$1,758
6.25	\$463	\$913	\$1,381	\$1,831
6.5	\$481	\$949	\$1,437	\$1,905
6.75	\$500	\$986	\$1,492	\$1,978
7	\$518	\$1,022	\$1,547	\$2,051
7.25	\$537	\$1,059	\$1,602	\$2,124
7.5	\$555	\$1,095	\$1,658	\$2,198
7.75	\$574	\$1,132	\$1,713	\$2,271

Yardage	Grade 9	Grade 10	Grade 11	Grade 12
8	\$592	\$1,168	\$1,768	\$2,344
8.25	\$611	\$1,205	\$1,823	\$2,417
8.5	\$629	\$1,241	\$1,879	\$2,491
8.75	\$648	\$1,278	\$1,934	\$2,564
9	\$666	\$1,314	\$1,989	\$2,637
9.25	\$685	\$1,351	\$2,044	\$2,710
9.5	\$703	\$1,387	\$2,100	\$2,784
9.75	\$722	\$1,424	\$2,155	\$2,857
10	\$740	\$1,460	\$2,210	\$2,930
10.25	\$759	\$1,497	\$2,265	\$3,003
10.5	\$777	\$1,533	\$2,321	\$3,077
10.75	\$796	\$1,570	\$2,376	\$3,150
11	\$814	\$1,606	\$2,431	\$3,223
11.25	\$833	\$1,643	\$2,486	\$3,296
11.5	\$851	\$1,679	\$2,542	\$3,370
11.75	\$870	\$1,716	\$2,597	\$3,443
12	\$888	\$1,752	\$2,652	\$3,516
12.25	\$907	\$1,789	\$2,707	\$3,589
12.5	\$925	\$1,825	\$2,763	\$3,663
12.75	\$944	\$1,862	\$2,818	\$3,736
13	\$962	\$1,898	\$2,873	\$3,809
13.25	\$981	\$1,935	\$2,928	\$3,882
13.5	\$999	\$1,971	\$2,984	\$3,956
13.75	\$1,018	\$2,008	\$3,039	\$4,029
14	\$1,036	\$2,044	\$3,094	\$4,102
14.25	\$1,055	\$2,081	\$3,149	\$4,175
14.5	\$1,073	\$2,117	\$3,205	\$4,249
14.75	\$1,092	\$2,154	\$3,260	\$4,322
15	\$1,110	\$2,190	\$3,315	\$4,395

HOW TO ORDER YOUR ALLSEATING CHAIR

Select your chair, follow the steps below and enter corresponding codes in the boxes along the bottom of the page:

BASE LIST PRICE (based on fabric grade)

MODEL CODE

OPTIONS

NOTE: For complete credit information, please refer to Allseating's 'Order Acceptance Policy' and 'Credit Terms' available in this catalog, under 'Conditions of Sale'.

If you have any questions about your order or the ordering process, please contact Allseating's Customer Service Department at 1 800 563 3502.

Specifications and Pricing valid at time of publishing. Please refer to SpecAll™ for most up-to-date information at www.allseating.com

MODEL CODE

To determine your Model Code refer to the Series, Back Style, Controls (or Leg), available and the upcharge (if applicable) for each option. Select the desired configuration and place the corresponding number in the boxes noted at the bottom of the page.

OPTION CODE

Refer to the Arms, Finishes, Option Code etc. for the availability and the upcharge for each option. Choose the options you require, and fill in the boxes with the appropriate code. If multiple options are desired, simply separate with a hyphen. If you do not fill in any option codes, you will be shipped the standard components.

FABRIC CODE

Refer to the Allseating fabric cards, and select your fabric. The pricing pages indicate list prices for Group 1 - Group 8 Fabrics, as well as Leather 1-3 (for Groups 9 - 12 please see page 19 for pricing). Enter your selected Fabric Code into the appropriate box. Allseating customers may provide their own fabric or leather, and if you wish to do so, please see page 18 for COM and COL information.

Check your completed codes for accuracy and YouToo with Synchro Tilt, M2 Mesh in Platinum, T2 Arms with AWK, Dual Surface Casters and Seat Slider with Atlantic Fabric (F-A66064), your completed model code should look like this:

84012-T2-BK-2PT-SS-AWK-LH-KD-F-OC DAN
Model Code: 84012
Option Code: T2 - BK - 2PT - AWK - SS - LH
Fabric Code: F-A66064

DETERMINE YOUR FINAL LIST PRICE

The group of the fabric you select determines the list price of your chair. Please refer to the price chart at the top of the pricing page to determine the list price. If options are selected, add the corresponding upcharge to the list price.

For example, using the same model as above with a Grade 3 fabric the base list price will be: **\$1,070**

With the options note:
 84012 (with Grade 3 fabric) \$1,070
T2 \$105 + 2PT \$25 + SS \$79 + AWK \$29 + LH \$28

FINAL LIST PRICE = \$1,248

HOW TO ORDER YOUR ALLSEATING CHAIR

PLACE YOUR ORDER!

Email the following information to Allseating's Order Entry Department at orders@allseating.com (or fax 1 800 272 9911):

- 1 | Completed Model Code with corresponding Options and Fabric codes.
- 2 | Final pricing. Please ensure that you calculate all of your selected options into your final price, as well as any discounts.
- 3 | Completed Purchase Order on company stationery or company letterhead, and include:
 - a purchaser's signature
 - a ship to address
 - contact name, phone number and e-mail address
 - **if available, please include SIF, XML or 20/20 Worksheet with purchase order.**

Please ensure that the Purchase Order is made out to:

Allseating
 5800 Avebury Road, Unit 3
 Mississauga, Ontario Canada
 L5R 3M3

You will receive an automated order confirmation within 72 hours of receiving your Purchase Order, providing all correct information is received. Thank you in advance!

FREIGHT SERVICES

Please be aware that Allseating's standard is to ship in KD (Knocked Down) format. However, in order for us to provide you with the best value and help you control your costs, Allseating offers 3 flat rate freight options: KD-Knocked Down, BW-Fully Assembled Blanket Wrapped and FA-Fully Assembled in a Carton (minimum order quantity of 25 units/seats applies). Where available, these options are detailed on each product page with a model code and price. For each of these freight options, Allseating will select carriers at their discretion. Allseating's standard shipping is "Best Way" which is typically "Dock to Dock". Recipients are required to arrange for people to receive and unload the contents of the trailer. Should an appointment be required with your receiving dock, this must be indicated on your purchase order and the freight company will reach out 24 hours in advance for a delivery appointment. **Should you require any special freight services that are not included with our standard freight, the Allseating Sales Support Team will gladly assist you. However, for your convenience, we have provided an estimated price associated with the services commonly requested. Note that "remote locations" refers to islands, highlands, distant or inaccessible suburbs and towns, as well as any postal or zip code that is considered difficult to serve.** Please ensure that you indicate one of the three (3) Freight Requirements offered in your model code: **AS** - Allseating Standard, **GD** - Guaranteed Delivery Date and Time (quote required) or **FQ** - Special Freight Service (quote required).

Please note the following freight service costs and ensure you indicate the quote reference # and charge provided by Sales Support on your Purchase Order:

ALLSEATING FREIGHT SERVICE*	NET PRICE	MODEL CODE
Guaranteed Delivery Date and Time	Call for quote	GD
Inside delivery	Call for quote	FQ
Residential Delivery	Call for quote	FQ
Shipments requiring to be palletized	Call for quote	FQ
Delivery before/after hours and/or weekends	Call for quote	FQ
Shipping points beyond standard zones (remote locations)	Call for quote	FQ
Overseas deliveries	Call for quote	FQ
Smaller truck required	Call for quote	FQ
Deliveries outside the 48 contiguous states and Canada (including NWT, YK, NU)	Call for quote	FQ
No Dock but accessible to 53 foot trailer	\$150 per truck	FQ
Not accessible to 53 foot trailer / small truck	\$300 per truck	FQ
Curbside delivery with 53 foot trailer	\$150 per truck	FQ
After hours	\$600 per truck	FQ
Power Tailgate	\$300 per truck	FQ
Military Base where US driver required for delivery	\$500 per truck	FQ
Driver Assist	\$300 per truck	FQ
Waiting*	\$125 /hour	

*Please note that ALL services (including Allseating's Standard delivery) have a specific window for trucks to be unloaded (LTL=1 hour, FTL=2 hours). Any wait time outside of that window will incur charges at \$125/hour.

MESH APPLICATION

MESH	MODEL CODE	COLOR NAME	YOU	LEVO	EIGHTY TWO	ENTAIL	INERTIA	INNATE	ZIP	L1	FLUID	FOSTER
M1 [ENTAIL]	1ON	ONYX		•		•	•					
	1CN	CARBON		•		•	•					
	1CO	CAROB		•		•	•					
	1CR	CRIMSON		•		•	•					
	1CU	CURRANT		•		•	•					
	1DU	DUNE		•		•	•					
	1HZ	HAZE		•		•	•					
	1MA	MAIZE		•		•	•					
	1MI	MIDNIGHT		•		•	•					
	1PC	PACIFIC		•		•	•					
	1SA	SAGE		•		•	•					
	1SK	SMOKE		•		•	•					
	1CV	COVE		•		•	•					
	1AU	AUTUMN		•	•	•	•					
M2 [FLUID, FOSTER, YOU MESH]	2IR	IRON	•			•	•	•	•	•	•	•
	2PT	PLATINUM	•			•	•	•	•	•	•	•
	2ZC	ZINC	•			•	•	•	•	•	•	•
	2CP	COPPER	•			•	•	•	•	•	•	•
	2PW	PEWTER	•			•	•	•	•	•	•	•
	2BR	BRONZE	•			•	•	•	•	•	•	•
	2PA	PATINA	•			•	•	•	•	•	•	•
	2GO	GOLD	•			•	•	•	•	•	•	•
M3 [FLUID, FOSTER, YOU MESH]	2RH	RHODIUM	•			•	•	•	•	•	•	•
	3EB	EBONY	•			•	•		•	•	•	•
	3CB	COBALT	•			•	•		•	•	•	•
	3SI	SILICA	•			•	•		•	•	•	•
	3SD	SANDSTONE	•			•	•		•	•	•	•
M4 [HONEYCOMB]	3DG	DARK GREY	•			•	•		•	•	•	•
M7 [INERTIA]	4BH	BLACK HONEYCOMB	•			•	•		•	•		
	7BK	BLACK					•					
	7NY	NAVY					•					
	7SB	SKY BLUE					•					
	7GR	GREY					•					
	7SV	SILVER					•					
	7SD	SANDSTONE					•					
	7GA	GREEN APPLE					•					
M8 [ZIP]	7FL	FLARE					•					
	8HM	HORIZONTAL						•				
M9	8SM	SHEER LATTITUDE						•				
	9PE	PETAL	•	•						•		
	9FL	FLAME	•	•						•		
	9SU	SUNFLOWER	•	•						•		
	9BS	BLUE SPRUCE	•	•						•		
	9RE	REEF	•	•						•		
	9BA	BAMBOO	•	•						•		
	9CH	CHESTNUT	•	•						•		
	9FR	FROST	•	•						•		
	9GR	GRANITE	•	•						•		
M10	9CO	COSMOS	•	•						•		
	10C	CHARCOAL						•		•		
	10N	NICKLE						•		•		
	10F	FOG						•		•		
	10B	BLACK						•		•		
M11	11M	MIXTAPE			•							
	11S	STARDUST			•							
	11N	NEW WAVE			•							
	11A	ARCADE			•							
M12	12S	SKYLINE						•				
	12U	URBAN						•				
	12T	NIGHTLIFE						•				
	12G	GRAFFITI						•				
	12W	MEADOW						•				
	12R	RIVER						•				



ALLORA™ GUEST

DESIGN: SFM Studio
OPEN MARKET

BASE PRICE | \$245

A1054-LNA-RNA

Polypropylene Seat and Back	Grade 1	Grade 2/ COM	Grade 3	Grade 4/ COL	Grade 5	Grade 6	Grade 7	Grade 8	Leather 1	Leather 2	Leather 3
\$245	\$315	\$336	\$350	\$368	\$383	\$411	\$443	\$478	\$555	\$589	\$692

FEATURES

- Highly customizable single-shell guest chair
- Available armless, with armrests, or with a tablet arm
- Stackable 15 high on floor or on Dolly [stacks 8 with Tablet]
- Optional book basket stores under seat and is easy to remove
- Legs feature special glide that protects frames from touching while stacked
- Five frame and polypropylene finish options include: Blanco, Nero, Gris, Rosso, and Blu
- Optional upholstered seat pad available

DIMENSIONS

- Overall No Arm: 30.6"H | 22.6"W | 19"D
- Overall With Arm: 30.6"H | 27.4"W | 19"D
- Seat: 18.1"H | 18.1"W | 16"D
- Add 0.5" to Seat Height if PAD option is selected
- Arms: 26.8"H From Floor | 8.5" From Seat
- Back: 12.5"H | 17.9"W
- Tablet: 27.7"H From Floor | 9.7"H From Seat | 12.8"W | 10.3"D
- Book Basket: 13.7"W | 11.5"D
- Stacked 15 High on Floor: 72.5"H
- Stacked 15 High on Dolly: 77.1"H
- COM: 0.75 yd

SERIES	A1	Allora	QS	\$
BACK STYLE	0	Midback		-
LEG	54	4-Leg		-
LEFT ARM	LNA	Left No Arm		-
	LWA	Left With Arm		\$75
	LTB	Left Tablet Arm		\$200
RIGHT ARM	RNA	Right No Arm		-
	RWA	Right With Arm		\$75
	RTB	Right Tablet Arm		\$200
POLY SHELL FINISH	NE	Nero		-
	BL	Blanco		-
	BU	Blu		-
	GR	Gris		-
	RO	Rosso		-
	PRO	Rosso		-
FRAME FINISH	PNE	Nero		-
	PBL	Blanco		-
	PBU	Blu		-
	PGR	Gris		-
	PRO	Rosso		-
	OPTIONS	PAD	Upholstered Seat Pad	
LK		Linking Cap [No Arm Only Will Match Frame Finish]		\$10
GB		Ganging Bar [With Arm Only]		\$35
BB		Book Basket		\$115
FREIGHT OPTIONS	FA	Fully Assembled in Carton		-
	BW	Blanket Wrapped - Fully Assembled [25 Unit Minimum]		\$35
FREIGHT REQUIREMENTS	AS	Allseating Standard		-
	FQ	Special Freight Instructions (Call for Quote)		VAR
	GD	Guaranteed Delivery Date and Time (Call for Quote)		VAR

	A1X15	Allora Stack-15 Dolly		\$650
--	-------	-----------------------	--	-------

NOTES

- Ships fully assembled in a box.
- For orders of less than 2, a cartoning surcharge of \$22 net will be incurred per order.
- This product meets the requirements set forth in ANSI/BIFMA X5.1 and is warranted for users up to 350 lbs.
- Cannot specify a tablet on both the left and right side
- Ganging bar can be specified with arm only
- Dedicated storage space underneath seat hides Ganging Bar when not in use
- Linking cap can be specified on no arm models only [cap color will match frame finish]
- A chair specified with a Left Tablet cannot gang
- A chair specified with a Left Tablet cannot stack
- Only matching configurations can stack [e.g. armless with armless]

TO ORDER SIMPLY FILL IN THE BLANKS

A1	-	0	-	54	-		-		-		-		-		-		-			
SERIES		BACK STYLE		LEG		LEFT ARM		RIGHT ARM		POLY SHELL FINISH		FRAME FINISH		OPTIONS For additional options separate with (-) hyphen.		FREIGHT OPTION		FREIGHT REQUIREMENTS		FABRIC CODE Please refer to allseating.com for fabric codes.



ING
ALORA
PILLOWS
ASTUTE
ATTUNE
ATLES
CHIROFORM
DART
DOVE
EIGHTY-TWO
ENTAIL
EQUATION
EXCHANGE
FOSTER
INERTIA
INMATE
JIF
L1
LEIO
MANTRA
PRATA
PRESTO
RAINBOW
REQUISITE
RSS
RUHE
THERAPOD
TUCK
WATSON
YOU
ZIP



ALLORA™ COLLABORATIVE

DESIGN: SFM Studio
OPEN MARKET

BASE PRICE | \$440

A1058-LNA-RNA

Polypropylene Seat and Back	Grade 1	Grade 2/ COM	Grade 3	Grade 4/ COL	Grade 5	Grade 6	Grade 7	Grade 8	Leather 1	Leather 2	Leather 3
\$440	\$510	\$531	\$545	\$563	\$578	\$606	\$638	\$673	\$750	\$784	\$887

FEATURES

- Highly customizable single-shell collaborative chair
- Available armless, with armrests, or with a tablet arm
- Nylon base standard in Black finish
- Optional High Profile Aluminum Base available
- Five polypropylene finish options include: Blanco, Nero, Gris, Rosso, and Blu
- Optional upholstered seat pad available
- Basic swivel mech has 3.75" height adjustability

DIMENSIONS

- Overall: 30.6"-34.35"H | 28.5"W | 19"D
- Seat: 15.9"-19.6"H | 18.1"W | 16"D
- Add 0.5" to Seat Height if PAD option is selected
- Arms: 24.7 - 28.4"H From Floor | 8.5"H From Seat
- Back: 12.5"H | 17.9"W
- Tablet: 25.6 - 29.3"H From Floor | 9.7"H From Seat | 12.8"W | 10.3"D
- COM: 0.75 yd

SERIES	A1	Allora	QS	\$
BACK STYLE	0	Midback		-
CONTROL	58	Basic Swivel		-
LEFT ARM	LNA	Left No Arm		-
	LWA	Left With Arm		\$75
	LTB	Left Tablet Arm		\$200
RIGHT ARM	RNA	Right No Arm		-
	RWA	Right With Arm		\$75
	RTB	Right Tablet Arm		\$200
POLY SHELL FINISH	NE	Nero		-
	BL	Blanco		-
	BU	Blu		-
	GR	Gris		-
	RO	Rosso		-
OPTIONS	PAD	Upholstered Seat Pad		VAR
	HAB	High Profile Aluminum Base		\$65
	LH	Dual Surface Casters [Black Only]		\$32
	G	Glides		\$30
FREIGHT OPTIONS	KD	Knocked Down		-
	BW	Blanket Wrapped - Fully Assembled [25 Unit Minimum]		\$75
FREIGHT REQUIREMENTS	AS	Allseating Standard		-
	FQ	Special Freight Instructions (Call for Quote)		VAR
	GD	Guaranteed Delivery Date and Time (Call for Quote)		VAR

NOTES

- Ships knocked down
- This product meets the requirements set forth in ANSI/BIFMA X5.1 and is warranted for users up to 350 lbs.
- Cannot specify tablet on both left and right side

TO ORDER SIMPLY FILL IN THE BLANKS

- - - - - - - - - - -

SERIES **BACK STYLE** **LEG** **LEFT ARM** **RIGHT ARM** **POSITION OPTIONS** **UPHOLSTERY** **OPTIONS** **FREIGHT OPTION** **FREIGHT REQUIREMENTS** **FABRIC CODE**

For additional options separate with (-) hyphen. Please refer to allseating.com for fabric codes.



ING
ALLORA
PILLOWS
ASTUTE
ATTUNE
ALLES
CHIROFORM
DART
DOVE
EIGHTY-TWO
ENTAIL
EQUATION
EXCHANGE
FOSTER
INERTIA
INWATE
JIF
L1
LEVO
MANTRA
PRATA
PRESTO
RAINBOW
REQUISITE
RSS
RUHE
THERAPOD
TUCK
WATSON
YOU
ZIP



ALLORA™ BEAM SEATING

DESIGN: SFM Studio
OPEN MARKET

FEATURES

- 2-, 3-, and 4-position units available
- Positions can be specified with a seat or table
- Five polypropylene finish options include: Blanco, Nero, Gris, Rosso, and Blu
- Tabletop finished in Gunmetal Grey with Black Trim
- When PAD option specified, all seats will be upholstered in one fabric of choice [reach out to sales support if multiple fabrics are required]

BASE PRICE | \$1,000

A1020-LNA-RNA

# of UPH Seats	Grade 1	Grade 2/COM	Grade 3	Grade 4/COL	Grade 5	Grade 6	Grade 7	Grade 8	Leather 1	Leather 2	Leather 3
1 UPH Seat*	\$70	\$91	\$105	\$123	\$138	\$166	\$198	\$233	\$310	\$343	\$447
2 UPH Seats*	\$140	\$182	\$209	\$245	\$277	\$332	\$395	\$466	\$619	\$688	\$893
3 UPH Seats*	\$210	\$273	\$314	\$368	\$415	\$498	\$593	\$698	\$929	\$1,031	\$1,340
4 UPH Seats*	\$280	\$364	\$418	\$490	\$553	\$664	\$790	\$931	\$1,239	\$1,375	\$1,786

* ADD GRADED UPCHARGE TO LIST PRICE BASED ON NUMBER OF UPH SEATS

DIMENSIONS

- Overall 2-Position Beam Seating: 30.3"H | 49.8"W | 20.5"D
- Overall 3-Position Beam Seating: 30.3"H | 72.6"W | 20.5"D
- Overall 4-Position Beam Seating: 30.3"H | 89.9"W | 20.5"D
- Table: 14.6"H | 18"W | 18"D
- Seat: 17.8"H | 18.1"W | 16"D
- Add 0.5" to Seat Height if PAD option is selected
- Back: 12.5"H | 17.9"W
- COM: 0.75 yd per Seat

SERIES	A1	Allora	QS	\$
BACK STYLE	0	Midback		-
BENCHING	20	2-Position		\$1,000
	30	3-Position		\$1,445
	40	4-Position		\$1,890
LEFT ARM	LNA	Left No Arm		-
RIGHT ARM	RNA	Right No Arm		-
POSITION OPTIONS	NE	Nero		-
<small>Indicate position number before color code or table code [1, 2, 3, or 4]</small>	BL	Blanco		-
<small>Positions are in order from left to right [facing]</small>	BU	Blu		-
	GR	Gris		-
	RO	Rosso		-
	TL	Table [Gunmetal Grey Tabletop with Black Trim]		-
UPHOLSTERY	PAD	Upholstered Seat Pad [All Seats]		VAR
FREIGHT OPTIONS	FA	Fully Assembled in Carton		-
	BW	Blanket Wrapped - Fully Assembled [25 Unit Minimum; Pricing is Per Seat]		\$35
FREIGHT REQUIREMENTS	AS	Allseating Standard		-
	FQ	Special Freight Instructions (Call for Quote)		VAR
	GD	Guaranteed Delivery Date and Time (Call for Quote)		VAR

NOTES

- Ships fully assembled in a box.
- This product meets the requirements set forth in ANSI/BIFMA X5.1 and is warranted for users up to 250 lbs per seat
- When pricing UPH seat, reference top right chart. Find the upcharge with the associated number of seats and grade of fabric and add to the base price. For instance, a 3-position beam with 2 upholstered seats in grade 1 fabric would be \$1,445 + \$140 for a total list price of \$1,585
- Positions noted from left to right, facing the unit [1, 2, 3, and 4]

TO ORDER SIMPLY FILL IN THE BLANKS

A1	-	0	-	58	-		-		-		-		-		-			
SERIES		BACK STYLE		LEG		LEFT ARM		RIGHT ARM		POLY SHELL FINISH		OPTIONS <small>For additional options separate with (-) hyphen.</small>		FREIGHT OPTION		FREIGHT REQUIREMENTS		FABRIC CODE <small>Please refer to allseating.com for fabric codes.</small>



ING
ALLORA
PILLOWS
ASTUTE
ATTUNE
AILES
CHIROFORM
DART
DOVE
EIGHTY-TWO
ENTAIL
EQUATION
EXCHANGE
FOSTER
INERTIA
INMATE
JIF
L1
LEVO
MANTRA
PRATA
PRESTO
RAINBOW
REQUISITE
RSS
RUHE
THERAPOD
TUCK
WATSON
YOU
ZIP

ALLSEATING™ PILLOWS



FEATURES

- Flame resistant StaminaFibre™ filling allows pillow to maintain shape and feel after numerous washes
- Includes removable cover with invisible zipper and pillow insert
- Machine washable
- Hypoallergenic

DIMENSIONS

- Square Pillow
- 16"L | 16"W
 - COM: 0.5 yards
- Lumbar Pillow
- 20"L | 11"W
 - COM: 0.75 yards

NOTES

- Ships fully assembled
- For BW Freight Options, must accompany a qualifying seating order where minimum quantities apply, please check with Sales Support for details
- Allseating pillows are warranted for 3 years against flattening

BASE PRICE \$120		DESCRIPTION Allseating pillows provide the perfect amount of support and comfort while also lending complimentary accent colours to our lounge seating									
E4P01											
Code	Grade 1	Grade 2/ COM	Grade 3	Grade 4/ COL	Grade 5	Grade 6	Grade 7	Grade 8	Leather 1	Leather 2	Leather 3
E4P01	\$120	\$141	\$155	\$173	\$188	\$216	\$248	\$283	\$360	\$394	\$497
E4P02	\$148	\$162	\$171	\$183	\$194	\$212	\$233	\$257	\$308	\$331	\$399

SERIES	E4P	Allseating Pillows	QS	\$
SHAPE	01	Lumbar Pillow [11" x 21"]		-
	02	Square Pillow [16" x 16"]		\$25
FREIGHT OPTIONS	FA	Fully Assembled in a Carton		-
	BW	Blanket Wrapped [available if combined with qualified seating]		-
FREIGHT REQUIREMENTS	AS	Allseating Standard		-
	FQ	Special Freight Instructions (Call for Quote)		VAR
	GD	Guaranteed Delivery Date and Time (Call for Quote)		VAR

TO ORDER SIMPLY FILL IN THE BLANKS

E4P	-	-	-	-	
SERIES		SHAPE	FREIGHT OPTION	FREIGHT REQUIREMENTS	FABRIC CODE Please refer to allseating.com for fabric codes.





ASTUTE® FULLY UPHOLSTERED

BASE PRICE | \$572
25054-NA

MODEL CODE	Grade 1	Grade 2/COM	Grade 3	Grade 4/ COL	Grade 5	Grade 6	Grade 7	Grade 8	Leather 1	Leather 2	Leather 3
SEAT	\$286	\$304	\$315	\$330	\$343	\$366	\$392	\$422	\$486	\$514	\$600
BACK	\$286	\$304	\$315	\$330	\$343	\$366	\$392	\$422	\$486	\$514	\$600

FEATURES

- Standard nylon glide
- Polished aluminum arms
- Wall-Saving designed frame
- Stacks 7 high on dolly, 4 on the floor
- Caster stacking
- Shroud included

DIMENSIONS

- Overall Armless: 33.88"H | 20.93"W | 22.75"D
- Overall Penguin Arm 4-Leg: 33.88"H | 26.5"W | 22.75"D
- Overall Loop Arm 4-Leg: 33.88"H | 24.25"W | 22.75"D
- Seat: 18"W | 17.38"D | 19"H
- Back: 14"H | 18"W
- COM Back: 0.75 yards
- COM Seat: 0.75 yards
- COM: 1.25 yards

NOTES

- Ships fully assembled for BW Freight Options, a 25 unit minimum order applies
- For orders of less than 2, a cartoning surcharge of \$22 net will be incurred per order.
- Ganging brackets shipped separately: Requires Installation.
- This product meets the requirements set forth in ANSI/BIFMA X5.1-2011 and is warranted for users up to 350 lbs.
- Dimensions are dependant on options selected. Product can be configured to comply with BIFMA G1-2002 Guidelines.
- Felt covered glides are suitable for use on hardwood, marble.
- Chrome Rockers best used on uneven floors, but are also suitable for all floor types

SERIES	25	Astute Fully Upholstered	QS	\$
BACK STYLE	0	Midback		-
LEG	54	Stackable 4-Leg		-
ARM	50	Stackable Sled (will not stack with loop arm)		\$10
	N	No Arm [Arm Finish Selection Still Required]		-
	G	Penguin Arm		\$70
ARM FINISH	L	Loop Arm (will not stack with sled base)		\$120
	PA	Polished Aluminum		-
	PM	Painted to Match Frame		-
FRAME FINISH	CM	Chrome		\$65
	MON	Matte Onyx		-
	MSK	Matte Smoke		-
	PON	Onyx		-
	PSK	Smoke		-
	PMI	Midnight		-
TRIM FINISH (glides + shroud)	BKN	Black		-
	SKN	Smoke		-
OPTIONS	CA	Carpet Casters [Black Trim Only]		\$48
	TC	Dual Surface Casters [Black Trim Only]		\$55
	CR	Chrome Rocker [Black Trim Only]		\$26
	FG	Felt Glides (4-Leg + Black Trim only)		\$16
	FG	Felt Glides (Sled)		\$16
	GB	Ganging Bracket (No Arm only)		\$21
	FA	Fully Assembled in a Carton		-
FREIGHT OPTIONS	BW	Blanket Wrapped Fully Assembled [25 Unit Minimum]		\$35
FREIGHT REQUIREMENTS	AS	Allseating Standard		-
	FQ	Special Freight Instructions (Call for Quote)		VAR
	GD	Guaranteed Delivery Date and Time (Call for Quote)		VAR

ASTUTE Dolly 14	Please ensure dolly has separate model/line item with quantities specified.	\$515
-----------------	---	-------

TO ORDER SIMPLY FILL IN THE BLANKS

25	0									
SERIES	BACK STYLE	LEG	ARM	ARM FINISH	FRAME FINISH	TRIM FINISH	OPTIONS <small>For additional options separate with (-) hyphen.</small>	FREIGHT OPTION	FREIGHT REQUIREMENTS	FABRIC CODE <small>Please refer to allseating.com for fabric codes.</small>



ASTUTE® FULLY UPHOLSTERED STOOL

BASE PRICE | \$612
25052-NPA/NPM

MODEL CODE	Grade 1	Grade 2/ COM	Grade 3	Grade 4/ COL	Grade 5	Grade 6	Grade 7	Grade 8	Leather 1	Leather 2	Leather 3
SEAT	\$306	\$324	\$335	\$350	\$363	\$386	\$412	\$442	\$506	\$534	\$620
BACK	\$306	\$324	\$335	\$350	\$363	\$386	\$412	\$442	\$506	\$534	\$620

FEATURES

- Standard nylon glide
- Polished aluminum arms
- Wall-Saving designed frame
- Stacks 7 high on dolly, 4 on the floor
- Shroud included

DIMENSIONS

- Bar Overall Armless: 46.9"H | 21.8"W | 22.75"D
- Bar Overall Penguin Arm: 46.9"H | 26.6"W | 22.75"D
- Bar Overall Loop Arm: 46.9"H | 24.3"W | 22.75"D
- Bar Seat: 31.1"H | 18.2"W | 17.2"D
- Counter Overall Armless: 41.5"H | 21.4"W | 22.74"D
- Counter Overall Penguin Arm: 41.5"H | 26.6"W | 22.75"D
- Counter Overall Loop Arm: 41.5"H | 24.3"W | 22.75"D
- Counter Seat: 25.7"H | 18.2"W | 17.2"D
- COM Seat: 1.25 yds

NOTES

- Ships fully assembled for BW Freight Options, a 25 unit minimum order applies
- For orders of less than 2, a cartoning surcharge of \$22 net will be incurred per order.
- This product meets the requirements set forth in ANSI/BIFMA X5.1-2011 and is warranted for users up to 350 lbs.
- Dimensions are dependant on options selected. Product can be configured to comply with BIFMA G1-2002 Guidelines.
- Felt covered glides are suitable for use on hardwood, marble.
- Chrome Rockers best used on uneven floors, but are also suitable for all floor types

SERIES	25	Astute Fully Upholstered	QS	\$
BACK STYLE	0	Midback		-
LEG	52	Counter 4-Leg		-
	53	Counter Sled (will not stack with loop arm)		\$10
	55	Bar 4-Leg		\$30
	56	Bar Sled (will not stack with loop arm)		\$40
ARM	N	No Arm [Arm Finish Selection Still Required]		-
	G	Penguin Arm		\$70
	L	Loop Arm (will not stack with sled base)		\$120
ARM FINISH	PA	Polished Aluminum		-
	PM	Painted to Match Frame		-
FRAME FINISH	CM	Chrome		\$65
	MON	Matte Onyx		-
	MSK	Matte Smoke		-
	PON	Onyx		-
	PSK	Smoke		-
	PMI	Midnight		-
TRIM FINISH (glides + shroud)	BKN	Black		-
	SKN	Smoke		-
OPTIONS	CR	Chrome Rocker [Black Trim Only]		\$26
	FG	Felt Glides (4-Leg + Black Trim only)		\$16
	FG	Felt Glides (Sled)		\$16
FREIGHT OPTIONS	FA	Fully Assembled in a Carton		-
	BW	Blanket Wrapped Fully Assembled [25 Unit Minimum]		\$35
FREIGHT REQUIREMENTS	AS	Allseating Standard		-
	FQ	Special Freight Instructions (Call for Quote)		VAR
	GD	Guaranteed Delivery Date and Time (Call for Quote)		VAR

	ASTUTE Dolly 14	Please ensure dolly has separate model/line item with quantities specified.	\$515
--	------------------------	---	-------

TO ORDER SIMPLY FILL IN THE BLANKS

25	0									
SERIES	BACK STYLE	LEG	ARM	ARM FINISH	FRAME FINISH	TRIM FINISH	OPTIONS <small>For additional options separate with (-) hyphen.</small>	FREIGHT OPTION	FREIGHT REQUIREMENTS	FABRIC CODE <small>Please refer to allseating.com for fabric codes.</small>



ASTUTE® +PLUS FULLY UPHOLSTERED

BASE PRICE | \$758
25454-LPA/LPM

MODEL CODE	Grade 1	Grade 2/ COM	Grade 3	Grade 4/ COL	Grade 5	Grade 6	Grade 7	Grade 8	Leather 1	Leather 2	Leather 3
SEAT	\$379	\$414	\$437	\$467	\$493	\$539	\$592	\$650	\$778	\$835	\$1,007
BACK	\$379	\$414	\$437	\$467	\$493	\$539	\$592	\$650	\$778	\$835	\$1,007

FEATURES

- Standard nylon glide
- Polished aluminum loop arms
- Wall-Saving designed frame
- Does not stack
- Loop arms allow for easy ingress/egress

DIMENSIONS

- Overall: 34"H | 32"W | 24"D
- Seat: 18"H | 26"W | 18"D
- Back: 17"H | 26"W
- COM: 2.5 yd.

SERIES	25	Astute Fully Upholstered	QS	\$
BACK STYLE	4	Plus		-
LEG	54	4-Leg		-
ARM	L	Loop Arm		-
ARM FINISH	PA	Polished Aluminum		-
	PM	Painted to Match Frame		-
FRAME FINISH	CM	Chrome		\$65
	MON	Matte Onyx		-
	MSK	Matte Smoke		-
	PON	Onyx		-
	PSK	Smoke		-
	PMI	Midnight		-
TRIM FINISH (glides + shroud)	BKN	Black		-
OPTIONS	FG	Felt Glides		\$16
FREIGHT OPTIONS	FA	Fully Assembled in a Carton		-
	BW	Blanket Wrapped Fully Assembled [25 Unit Minimum]		\$35
FREIGHT REQUIREMENTS	AS	Allseating Standard		-
	FQ	Special Freight Instructions (Call for Quote)		VAR
	GD	Guaranteed Delivery Date and Time (Call for Quote)		VAR

NOTES

- Ships fully assembled for BW Freight Options, a 25 unit minimum order applies
- For orders of less than 2, a cartoning surcharge of \$22 net will be incurred per order.
- This product meets the requirements set forth in ANSI/BIFMA X5.1-2011 and is warranted for users up to 500 lbs.
- Dimensions are dependant on options selected. Product can be configured to comply with BIFMA G1-2002 Guidelines.
- Felt covered glides are suitable for use on hardwood, marble.

TO ORDER SIMPLY FILL IN THE BLANKS

25 - 4 - 54 - L - - - BKN - - - -

SERIES **BACK STYLE** **LEG** **ARM** **ARM FINISH** **FRAME FINISH** **TRIM FINISH** **OPTIONS** **FREIGHT OPTION** **FREIGHT REQUIREMENTS** **FABRIC CODE**

For additional options separate with (-) hyphen. Please refer to allseating.com for fabric codes.



ASTUTE® GUEST WOOD

DESIGN | BUSK + HERTZOG
OPEN MARKET

BASE PRICE | \$895 24054-NPA/NPM

Wood Seat and Back	Grade 1	Grade 2/ COM	Grade 3	Grade 4/ COL	Grade 5	Grade 6	Grade 7	Grade 8	Leather 1	Leather 2	Leather 3
\$895	\$845	\$866	\$880	\$898	\$913	\$941	\$973	\$1,008	\$1085	\$1119	\$1222

FEATURES

- Standard nylon glide
- A choice of either Beech ply in 3 finishes: Light, Medium, and Dark or Walnut ply in 2 finishes: Medium and Dark
- Polished aluminum arms
- Wall-Saving designed frame
- Optional upholstered seat
- Stacks 14 high on dolly, 7 with upholstered seats
- Stacks 6 on the floor, 4 with upholstered seats
- Caster stacking
- Shroud included with optional upholstered seat

DIMENSIONS

- Overall Armless: 33.88"H | 20.93"W | 22.75"D
- Overall Penguin Arm 4-Leg: 33.88"H | 26.5"W | 22.75"D
- Overall Loop Arm 4-Leg: 33.88"H | 24.25"W | 22.75"D
- Seat: 18"W | 17.375"D
- Back: 14"H | 18"W
- Upholstered seat will add 0.75" to seat height
- COM: 0.75 yd.

NOTES

- Ships fully assembled, for BW Freight Option, a 25 unit minimum order applies.
- For orders of less than 2, a cartoning surcharge of \$22 net will be incurred per order.
- Ganging brackets shipped separately: Requires Installation.
- This product meets the requirements set forth in ANSI/BIFMA X5.1-2011 and is warranted for users up to 350 lbs.
- Dimensions are dependant on options selected. Product can be configured to comply with BIFMA G1-2002 Guidelines.
- Felt covered glides are suitable for use on hardwood, marble.
- Chrome Rockers best used on uneven floors, but are also suitable for all floor types

SERIES	24	Astute	QS	\$
BACK STYLE	0	Midback		-
LEG	54	Stackable 4-Leg		-
	50	Stackable Sled (will not stack with loop arm)		\$10
ARM	N	No Arm [Arm Finish Selection Still Required]		-
	G	Penguin Arm		\$70
	L	Loop Arm (will not stack with sled base)		\$120
ARM FINISH	PA	Polished Aluminum		-
	PM	Painted to Match Frame		-
FRAME FINISH	CM	Chrome		\$65
	MON	Matte Onyx		-
	MSK	Matte Smoke		-
	PON	Onyx		-
	PSK	Smoke		-
	PMI	Midnight		-
TRIM FINISH (glides + shroud)	BKN	Black		-
	SKN	Smoke		-
WOOD	LB	Striped Beech Light		-
	MB	Striped Beech Medium		-
	DB	Striped Beech Dark		-
	MW	Walnut Medium		\$160
	DW	Walnut Dark		\$160
OPTIONS	UPH	Fully Upholstered Seat with Wood Back		VAR
	CA	Carpet Casters [Black Trim Only]		\$48
	TC	Dual Surface Casters [Black Trim Only]		\$55
	CR	Chrome Rocker [Black Trim Only]		\$26
	FG	Felt Glides (4-Leg + Black Trim only)		\$16
	FG	Felt Glides (Sled)		\$16
	GB	Ganging Bracket (No Arm only)		\$21
FREIGHT OPTIONS	FA	Fully Assembled in a Carton		-
	BW	Blanket Wrapped Fully Assembled [25 Unit Minimum]		\$35
FREIGHT REQUIREMENTS	AS	Allseating Standard		-
	FQ	Special Freight Instructions (Call for Quote)		VAR
	GD	Guaranteed Delivery Date and Time (Call for Quote)		VAR

ASTUTE Dolly 14	Please ensure dolly has separate model/line item with quantities specified.	\$515
------------------------	---	-------

TO ORDER SIMPLY FILL IN THE BLANKS

24	0						B	S				
SERIES	BACK STYLE	LEG	ARM	ARM FINISH	FRAME FINISH	TRIM FINISH	POLYPROPYLENE BACK	POLYPROPYLENE SEAT	OPTIONS	FREIGHT OPTION	FREIGHT REQUIREMENTS	FABRIC CODE
									For additional options separate with (-) hyphen.			Please refer to allseating.com for fabric codes.



ING
ALORA
PILLOWS
ASTUTE
ATTUNE
ATLES
CHIROFORM
DART
DOVE
EIGHTY-TWO
ENTAIL
EQUATION
EXCHANGE
FOSTER
INERTIA
INMATE
JIF
L1
LENO
MANTRA
PRATA
PRESTO
RAINBOW
REQUISITE
RSS
RUHE
THERAPOD
TUCK
WATSON
YOU
ZIP



ASTUTE® STOOL WOOD

DESIGN | BUSK + HERTZOG
OPEN MARKET

BASE PRICE | \$955
24052-NPA/NPM

Wood Seat and Back	Grade 1	Grade 2/ COM	Grade 3	Grade 4/ COL	Grade 5	Grade 6	Grade 7	Grade 8	Leather 1	Leather 2	Leather 3
\$955	\$895	\$916	\$930	\$948	\$963	\$991	\$1,023	\$1,058	\$1135	\$1169	\$1272

FEATURES

- Standard nylon glide
- A choice of either Beech ply in 3 finishes: Light, Medium, and Dark or Walnut ply in 2 finishes: Medium and Dark
- Polished aluminum arms
- Wall-Saving designed frame
- Optional upholstered seat
- Stacks 10 high on dolly, 7 with upholstered seats
- Stacks 4 on the floor, 4 with upholstered seats
- Shroud included with optional upholstered seat

DIMENSIONS

- Bar Overall Armless: 46.9"H | 21.8"W | 22.75"D
- Bar Overall Penguin Arm: 46.9"H | 26.6"W | 22.75"D
- Bar Overall Loop Arm: 46.9"H | 24.3"W | 22.75"D
- Bar Seat: Seat: 31.1"H | 18.2"W | 17.2"D
- Counter Overall Armless: 41.5"H | 21.4"W | 22.74"D
- Counter Overall Penguin Arm: 41.5"H | 26.6"W | 22.75"D
- Counter Overall Loop Arm: 41.5"H | 24.3"W | 22.75"D
- Counter Seat: 25.7"H | 18.2"W | 17.2"D
- COM Seat: 1.25 yds

NOTES

- For orders of less than 2, a cartoning surcharge of \$22 net will be incurred per order.
- This product meets the requirements set forth in ANSI/BIFMA X5.1-2011 and is warranted for users up to 350 lbs.
- Dimensions are dependant on options selected. Product can be configured to comply with BIFMA G1-2002 Guidelines.
- Felt covered glides are suitable for use on hardwood, marble.
- Chrome Rockers best used on uneven floors, but are also suitable for all floor types

SERIES	24	Astute	QS	\$
BACK STYLE	0	Midback		-
LEG	52	Counter 4-Leg		-
	53	Counter Sled (will not stack with loop arm)		\$10
	55	Bar 4-Leg		\$30
	56	Bar Sled (will not stack with loop arm)		\$40
ARM	N	No Arm [Arm Finish Selection Still Required]		-
	G	Penguin Arm		\$70
	L	Loop Arm (will not stack with sled base)		\$120
ARM FINISH	PA	Polished Aluminum		-
	PM	Painted to Match Frame		-
FRAME FINISH	CM	Chrome		\$65
	MON	Matte Onyx		-
	MSK	Matte Smoke		-
	PON	Onyx		-
	PSK	Smoke		-
	PMI	Midnight		-
	TRIM FINISH (glides + shroud)	BKN	Black	
WOOD	SKN	Smoke		-
	LB	Striped Beech Light		-
	MB	Striped Beech Medium		-
	DB	Striped Beech Dark		-
	MW	Walnut Medium		\$160
	DW	Walnut Dark		\$160
OPTIONS	UPH	Fully Upholstered Seat with Wood Back		VAR
	CR	Chrome Rocker [Black Trim Only]		\$26
	FG	Felt Glides (4-Leg + Black Trim only)		\$16
	FG	Felt Glides (Sled)		\$16
FREIGHT OPTIONS	FA	Fully Assembled in a Carton		-
	BW	Blanket Wrapped Fully Assembled [25 Unit Minimum]		\$35
FREIGHT REQUIREMENTS	AS	Allseating Standard		-
	FQ	Special Freight Instructions (Call for Quote)		VAR
	GD	Guaranteed Delivery Date and Time (Call for Quote)		VAR

ASTUTE Dolly 14	Please ensure dolly has separate model/line item with quantities specified.	\$515
------------------------	---	-------

TO ORDER SIMPLY FILL IN THE BLANKS

24	0						B	S				
SERIES	BACK STYLE	LEG	ARM	ARM FINISH	FRAME FINISH	TRIM FINISH	POLYPROPYLENE BACK	POLYPROPYLENE SEAT	OPTIONS <small>For additional options separate with (-) hyphen.</small>	FREIGHT OPTION	FREIGHT REQUIREMENTS	FABRIC CODE <small>Please refer to allseating.com for fabric codes.</small>



ING
ALORA
PILLOWS
ASTUTE
ATTUNE
AILES
CHIROFORM
DART
DOVE
EIGHTY-TWO
ENTAIL
EQUATION
EXCHANGE
FOSTER
INERTIA
INMATE
JIF
L1
LENO
MANTRA
PRATA
PRESTO
RAINBOW
REQUISITE
RSS
RUHE
THERAPOD
TUCK
WATSON
YOU
ZIP



ATTUNE™

DESIGN: AARON DUKE
GSA SIN | 33721

BASE PRICE | \$895

64048-NA

CODE	Polyurethane Seat and Back	Grade 1	Grade 2/COM	Grade 3	Grade 4	Grade 5	Grade 6	Grade 7	Grade 8	Leather 1	Leather 2	Leather 3
64048	\$895	-	-	-	-	-	-	-	-	-	-	-
64048-PAD	-	\$1,045	\$1,073	\$1,091	\$1,115	\$1,136	\$1,173	\$1,215	\$1,262	\$1,365	\$1,410	\$1,547
64048-UPH	-	\$1,145	\$1,187	\$1,214	\$1,250	\$1,282	\$1,337	\$1,400	\$1,471	\$1,624	\$1,693	\$1,898

FEATURES

- Attune is an adaptable, lean, and light seating solution that fits seamlessly into any environment while providing superior comfort and proper ergonomic support
- Attune uses materiality by combining characteristics of high-performance elastomers and flexible plastics that offers proven durability and resistance to impact and fatigue
- Features structured, yet flexible, verticle and horizontal cutouts in back designed to reduce pressure and increase breathability
- Optional upholstered seat available
- Available in black or birch frame finish, with the choice between black, birch, smoke, current, and midnight colors for poly seat and back
- Sit to Counter and 8" Stool options available
- Armwrap available for enhanced look and to prevent friction in environments where the arm might rub against tables
- Automatic tension adjustment via weight-activation, ensuring all users experience the same level of comfort and tilt

DIMENSIONS

- Overall: 37.6"-41.6" H | 28.9" W | 28.9" D
- Back: 20.6" H | 20.5" W
- Seat [Standard]: 17-21" H | 20.5" W | 17" D
- Seat [8" Stool]: 23-31" H | 20.5" W | 17" D
- Seat [Sit to Counter]: 21-29" H | 20.5" W | 17" D
- COM Back: 0.75 yards
- COM Seat: 0.75 yards
- COM Overall: 2 yds

NOTES

- Warranted for users up to 350lbs
- Chair ships fully assembled or blanket wrapped
- This product meets the requirements set forth in ANSI/BIFMA x5.1

SERIES	64	Attune	QS	\$
BACK STYLE	0	Midback		
MECHANISM	48	Weight Activated		-
ARMS	NA	No Arm		-
	LP	Loop Arm		\$100
	2D	Height Adjustable Arm with Pivoting Armcaps		\$200
ARM WRAP LOOP ARM ONLY	WBK	Black Arm Wrap		\$50
	WSK	Smoke Arm Wrap		\$50
	WBR	Birch Arm Wrap		\$50
	WCU	Curran Arm Wrap		\$50
	WMI	Midnight Arm Wrap		\$50
FRAME FINISH	BKN	Black		-
	BRN	Birch		\$48
POLYPROPYLENE FINISH B FOR BACK S FOR SEAT SEAT COLOR MUST MATCH FRAME FINISH WHEN UPH OR PAD OPTIONS ARE SPECIFIED	BK	Black [Required for Seat when both Black Frame Finish & UPH or PAD Options]		-
	BR	Birch [Required for Seat when both Birch Frame Finish & UPH or PAD Options]		-
	SK	Smoke		-
	CU	Curran		-
	MI	Midnight		-
OPTIONS	PAD	Upholstered Seat		VAR
	UPH	Fully Upholstered Seat and Back		VAR
	SC	Sit to Counter		\$138
	8	8" Stool Package		\$118
	CF	Chrome Footring [Only Available with 8" Stool or SC. Standard footring color is Black]		\$20
	G	Glides		\$30
	LC	65mm [2.5"] Carpet Casters [Black]		-
	LH	65mm [2.5"] Dual Surface Casters [Black]		\$32
	SK	65mm [2.5"] Carpet Casters [Smoke]		\$10
	SH	65mm [2.5"] Dual Surface Casters [Smoke]		\$32
FREIGHT OPTIONS	BC	65mm [2.5"] Dual Surface Casters [Birch]		\$32
	OHC	OH Carpet Casters [adjustable]		\$63
	OHH	OH Dual Surface Casters [adjustable]		\$95
	FA	Fully Assembled in a Carton		-
FREIGHT REQUIREMENTS	BW	Blanket Wrapped - Fully Assembled [not available when Birch Casters BC option selected]		\$75
	AS	Allseating Standard		-
	FQ	Special Freight Instructions [Call for Quote]		VAR
	GD	Guaranteed Delivery Date and Time [Call for Quote]		VAR

TO ORDER SIMPLY FILL IN THE BLANKS

64	-	0	-	48	-		-		-		-		-		-		-		-			
SERIES		BACK STYLE		CONTROL		ARM		ARM WRAP		FRAME FINISH		BACK PP FINISH		FRONT PP FINISH		OPTIONS For additional options separate with (-) hyphen.		FREIGHT OPTION		FREIGHT REQUIREMENTS		FABRIC CODE Please refer to allseating.com for fabric codes.

ING
ALORA
PILLOWS
ASTUTE
ATTUNE
ATLES
CHIROFORM
DART
DOVE
EIGHTY-TWO
ENTAIL
EQUATION
EXCHANGE
FOSTER
INERTIA
INMATE
JIF
L1
LEIO
MANTRA
PRAIA
PRESTO
RAINBOW
REQUISITE
RSS
RUHE
THERAPOD
TUCK
WATSON
YOU
ZIP

AYLES™ GUEST

DESIGN | ALLSEATING
GSA SIN | 33721



BASE PRICE \$1,565											
41016-LB											
MODEL CODE	Grade 1	Grade 2/ COM	Grade 3	Grade 4/ COL	Grade 5	Grade 6	Grade 7	Grade 8	Leather 1	Leather 2	Leather 3
SEAT	\$563	\$591	\$609	\$633	\$654	\$691	\$733	\$780	\$883	\$928	\$1,065
BACK	\$1,002	\$1,051	\$1,083	\$1,125	\$1,161	\$1,226	\$1,300	\$1,382	\$1,561	\$1,641	\$1,881

FEATURES

- 4" Cylinder
- Aluminum lounge base
- Carpet casters
- Optional wood lounge base
- Optional tablet arm; left or right with 5 laminate finishes to choose from

DIMENSIONS

- Overall [Cone]:
- 37.5" - 41"H | 28"W | 28"D
- Overall [Knee Tilt]:
- 41" - 44.5" H | 28" W | 28" D
- Seat [Cone]:
- 18.25" - 21.75" H | 20" W | 17.75" D
- Seat [Knee Tilt]:
- 21.75" - 25.25" H | 20" W | 17.75" D
- Back: 20.5" H | 21" W
- COM BACK: 1.75 yd.
- COM SEAT: 1 yd.

SERIES	41	Ayles	QS	\$
BACK STYLE	0	Midback		-
CONTROL	16	Cone Mechanism*		-
	35	Knee Tilt		-
	00	No Mech [Wood Base Only]		-
BASE	LB	Lounge Base		-
	BN	Black Nylon Caster Base		-
	AB	Aluminum Caster Base		\$65
	AR	Auto Return & Auto Height Cylinder		\$82
	LA	Wood Base Bleached Ash [00 Mech Only]		\$495
	LM	Wood Base Light Ash [00 Mech Only]		\$495
	LD	Wood Base Dark Ash [00 Mech Only]		\$495
OPTIONS	LH	65mm Dual Surface Casters		\$32
	TR	Tablet Arm Right		\$400
	TL	Tablet Arm Left		\$400
TABLET LAMINATE	WH	White		-
ONLY SPECIFY IF TABLET ARM IS SELECTED	BK	Black		-
	CL	Clay		-
	WL	Light Wood		-
	WD	Dark Wood		-
FREIGHT OPTIONS	FA	Fully Assembled in Carton		-
	BW	Blanket Wrapped Fully Assembled (25 unit minimum)		\$75
FREIGHT REQUIREMENTS	AS	Allseating Standard		-
	FQ	Special Freight Instructions (Call for Quote)		VAR
	GD	Guaranteed Delivery Date and Time (Call for Quote)		VAR

NOTES

- Ships fully assembled for BW Freight Options, a 25 unit minimum order applies
- This product meets the requirements set forth in ANSI/BIFMA X5.1-2011 and is warranted for users up to 350 lbs.

TO ORDER SIMPLY FILL IN THE BLANKS

41	-	0	-	[]	-	[]	-	[]	-	[]	-	[]	
SERIES		BACK STYLE		CONTROL		BASE		OPTIONS		FREIGHT OPTION		FREIGHT REQUIREMENTS	
								For additional options separate with (-) hyphen.				Please refer to allseating.com for fabric codes.	

AYLES™ OTTOMAN

DESIGN | ALLSEATING
GSA SIN | 33721



FEATURES

- Aluminum lounge base

BASE PRICE \$295										
41X51-LB										
Grade 1	Grade 2/ COM	Grade 3	Grade 4/COL	Grade 5	Grade 6	Grade 7	Grade 8	Leather 1	Leather 2	Leather 3
\$295	\$323	\$341	\$365	\$386	\$423	\$465	\$512	\$615	\$660	\$797

SERIES	41	Ayles	QS	\$
BACK STYLE	X	No Back		-
LEG	51	Ottoman		-
BASE	LB	Lounge Base		-
FREIGHT OPTIONS	FA	Fully Assembled in Carton		-
	BW	Blanket Wrapped Fully Assembled (25 unit minimum)		\$35
FREIGHT REQUIREMENTS	AS	Allseating Standard		-
	FQ	Special Freight Instructions (Call for Quote)		VAR
	GD	Guaranteed Delivery Date and Time (Call for Quote)		VAR

DIMENSIONS

- Overall: 16.5"H | 21"W | 18"D
- COM: 1 yd.

NOTES

- Ships fully assembled, for BW Freight Option, a 25 unit minimum order applies.
- This product meets the requirements set forth in ANSI/BIFMA X5.1-2011 and is warranted for users up to 350 lbs.

TO ORDER SIMPLY FILL IN THE BLANKS

41	-	X	-	51	-	LB	-		-		-	
SERIES		BACK STYLE		LEG		BASE		FREIGHT OPTION		FREIGHT REQUIREMENTS		FABRIC CODE Please refer to allseating.com for fabric codes.



CHIROFORM™ ULTRA MIDBACK

DESIGN | ALEX HARLEY
GSA SIN | 33721

BASE PRICE | \$740

96040-NA

CODE	Grade 1	Grade 2/ COM	Grade 3	Grade 4/ COL	Grade 5	Grade 6	Grade 7	Grade 8	Leather 1	Leather 2	Leather 3
96040	\$740	\$782	\$809	\$845	\$877	\$932	\$995	\$1,066	\$1,219	\$1,288	\$1,493
HEADREST	\$80	\$87	\$92	\$98	\$103	\$112	\$123	\$134	\$160	\$171	\$206

FEATURES

- 3.5" cylinder
- For arm features and travel specifications, see page 16
- Carpet casters
- High density foam
- 24|7 Warranty on Synchro [40] and Deluxe Synchro [12] mechanisms, options included are T2 arms and Seat Slider
- Optional adjustable headrest
- Optional adjustable lumbar

DIMENSIONS

- Overall [Synchro Tilt]: 36.5" - 40"H | 28"W | 28"D
- Overall [Deluxe Tilt J-Bar]: 38" - 41.5"H | 28"W | 28"D
- Seat [Synchro Tilt]: 16.5" - 20"H | 21.5"W | 21"D
- Seat [Deluxe Tilt J-Bar]: 18.25"-21.75"H | 21.5"W | 21"D
- Back: 20"H | 19"W
- COM FULL: 1.5 yds
- COM Headrest: 0.25 yds

NOTES

- Ships knocked down.
- For BW and FA freight options, minimum quantities apply, please check with Sales Support for details.
- All other features are dependant on the control specified. Please refer to Control Choice on page 8 for full description of available features.
- Tension is adjustable on OHC and OHH casters to accommodate various surfaces
- This product meets the requirements set forth in ANSI/BIFMA X5.1-2011 and is warranted for users up to 350 lbs.
- Dimensions are dependant on options selected. Product can be configured to comply with BIFMA G1-2002 guidelines.
- If requiring a 3" seat slider, please specify with code SE rather than SS.
- *** High profile base N/A with SS or LS options

SERIES	96	Chiroform Ultra	QS	\$
BACK STYLE	0	Midback	•	-
CONTROL	40	Synchro Tilt [ST]	•	-
	80	Deluxe Tilt J-Bar [DJ]	•	\$58
ARM	NA	No Arm	•	-
	T2	Task 2 Arm	•	\$115
	4D	4 Dimensional Arm	•	\$130
	MF	Multi-functional Arm [Width Adjustment Not Included]	•	\$158
	DA	Drop Away Arm	•	\$175
	T7	Ergonomic Task Arm [Includes AWK]	•	\$295
OPTIONS	AWK	Adjustable Width Bracket [Knob][Not Included with MF Arm]	•	\$30
	AWL	Adjustment Width Bracket [Lever][Not Available with DA Arms]	•	\$40
	HR	Headrest	•	VAR
	AB	Aluminum Base	•	\$65
	G	Glides	•	\$30
	LH	Dual Surface Casters	•	\$32
	OHH	OH Dual Surface Casters [adjustable]	•	\$95
	OHC	OH Carpet Casters [adjustable]	•	\$63
	BU	Bumper Trim	•	\$30
	SS	Seat Slider [Standard 2.5" range]	•	\$85
	SE	Seat Slider [Extended 3" range]	•	\$85
	LU	Lumbar	•	\$90
	BN	Ballistic Nylon Back	•	\$48
	LS	Low Seat Height with 5" Travel***	•	\$53
	CL	CAL TB133	•	\$95
FREIGHT OPTIONS	KD	Knocked Down	•	-
	BW	Blanket Wrapped - Fully Assembled [25 unit minimum]	•	\$75
	FA	Fully Assembled in Carton [25 unit minimum]	•	\$115
FREIGHT REQUIREMENTS	AS	Allseating Standard	•	-
	FQ	Special Freight Instructions [Call for Quote]	•	VAR
	GD	Guranteed Delivery Date and Time [Call for Quote]	•	VAR

TO ORDER SIMPLY FILL IN THE BLANKS

96	-	0	-		-		-		-			
SERIES		BACK STYLE		CONTROL		ARM		OPTIONS For additional options separate with (-) hyphen.		FREIGHT OPTION	FREIGHT REQUIREMENTS	FABRIC CODE Please refer to allseating.com for fabric codes.

ING
ALORA
PILLOWS
ASTUTE
ATTUNE
ATLES
CHIROFORM
DART
DOVE
EIGHTY-TWO
ENTAIL
EQUATION
EXCHANGE
FOSTER
INERTIA
INMATE
JIF
L1
LENO
MANTRA
PRATA
PRESTO
RAINBOW
REQUISITE
RSS
RUHE
THERAPOD
TUCK
WATSON
YOU
ZIP



CHIROFORM™ ULTRA HIGHBACK

DESIGN | ALEX HARLEY
GSA SIN | 33721

BASE PRICE | \$775

96140-NA

CODE	Grade 1	Grade 2/ COM	Grade 3	Grade 4/ COL	Grade 5	Grade 6	Grade 7	Grade 8	Leather 1	Leather 2	Leather 3
96140	\$775	\$824	\$856	\$898	\$934	\$999	\$1,073	\$1,155	\$1,334	\$1,414	\$1,654
HEADREST	\$80	\$87	\$92	\$98	\$103	\$112	\$123	\$134	\$160	\$171	\$206

FEATURES

- 3.5" cylinder
- For arm features and travel specifications, see page 16
- Carpet casters
- High density foam
- 24|7 Warranty on Synchro [40] and Deluxe Synchro [12] mechanisms, options included are T2 arms and Seat Slider
- Optional adjustable headrest
- Optional adjustable lumbar

DIMENSIONS

- Overall [Synchro Tilt]: 39.5"- 43"H | 28"W | 28"D
- Overall [Deluxe Tilt J-Bar]: 41"-44.5"H | 28"W | 28"D
- Seat [Synchro Tilt]: 16.5"- 20"H | 21.5"W | 21"D
- Seat [Deluxe Tilt J-Bar]: 18.25"-21.75"H | 21.5"W | 21"D
- Back: 23"H | 18.5"W
- COM FULL: 1.75 yds
- COM Headrest: 0.25 yds

NOTES

- Ships knocked down.
- For BW and FA freight options, minimum quantities apply, please check with Sales Support for details.
- All other features are dependant on the control specified. Please refer to Control Choice on page 8 for full description of available features.
- Tension is adjustable on OHC and OHH casters to accommodate various surfaces
- This product meets the requirements set forth in ANSI/BIFMA X5.1-2011 and is warranted for users up to 350 lbs.
- Dimensions are dependant on options selected. Product can be configured to comply with BIFMA G1-2002 guidelines.
- If requiring a 3" seat slider, please specify with code SE rather than SS.
- *** High profile base N/A with SS or LS options

SERIES	96	Chiroform Ultra	QS	\$
BACK STYLE	1	Highback	•	-
CONTROL	40	Synchro Tilt [ST]	•	-
	80	Deluxe Tilt J-Bar [DJ]	•	\$58
ARM	NA	No Arm	•	-
	T2	Task 2 Arm	•	\$115
	4D	4 Dimensional Arm	•	\$130
	MF	Multi-functional Arm [Width Adjustment Not Included]	•	\$158
	DA	Drop Away Arm	•	\$175
	T7	Ergonomic Task Arm [Includes AWK]	•	\$295
OPTIONS	AWK	Adjustable Width Bracket [Knob][Not Included with MF Arm]	•	\$30
	AWL	Adjustment Width Bracket [Lever][Not Available with DA Arms]	•	\$40
	HR	Headrest	•	VAR
	AB	Aluminum Base	•	\$65
	G	Glides	•	\$30
	LH	Dual Surface Casters	•	\$32
	OHH	OH Dual Surface Casters [adjustable]	•	\$95
	OHC	OH Carpet Casters [adjustable]	•	\$63
	BU	Bumper Trim	•	\$30
	SS	Seat Slider [Standard 2.5" range]***	•	\$85
	SE	Seat Slider [Extended 3" range]	•	\$85
	LU	Lumbar	•	\$90
	BN	Ballistic Nylon Back	•	\$48
	LS	Low Seat Height with 5" Travel***	•	\$53
	CL	CAL TB133	•	\$95
FREIGHT OPTIONS	KD	Knocked Down	•	-
	BW	Blanket Wrapped - Fully Assembled [25 unit minimum]	•	\$75
	FA	Fully Assembled in Carton [25 unit minimum]	•	\$115
FREIGHT REQUIREMENTS	AS	Allseating Standard	•	-
	FQ	Special Freight Instructions [Call for Quote]	•	VAR
	GD	Guaranteed Delivery Date and Time [Call for Quote]	•	VAR

TO ORDER SIMPLY FILL IN THE BLANKS

96	-	1	-		-		-		-		-		
SERIES		BACK STYLE		CONTROL		ARM		OPTIONS		FREIGHT OPTION		FREIGHT REQUIREMENTS	
								For additional options separate with (-) hyphen.				Please refer to allseating.com for fabric codes.	

CHIROFORM™ ULTRA 24:7

DESIGN | ALEX HARLEY
GSA SIN | 33721



FEATURES

- 5.5" heavy duty cylinder
- Heavy duty base
- Memory foam
- For arm features and travel specifications, see page 16
- Heavy duty carpet casters

HIGHBACK DIMENSIONS

- Overall [Deluxe Tilter Heavy Duty]: 40"- 43.5"H | 27"W | 27"D
- Seat [Deluxe Tilter Heavy Duty]: 17.5"- 21"H | 21.5"W | 21"D
- Back: 23"H | 19"W
- COM FULL: 1.75 yds

MIDBACK DIMENSIONS

- Overall [Deluxe Tilter Heavy Duty]: 37"- 40.5"H | 27"W | 27"D
- Seat [Deluxe Tilter Heavy Duty]: 17.5"- 21"H | 21.5"W | 21"D
- Back: 20"H | 19"W
- COM FULL: 1.5 yds

BASE PRICE \$950											
97011-NA											
Code	Grade 1	Grade 2	Grade 3	Grade 4/ COL	Grade 5	Grade 6	Grade 7	Grade 8	Leather 1	Leather 2	Leather 3
97011-NA	\$950	\$992	\$1,019	\$1,055	\$1,087	\$1,142	\$1,205	\$1,276	\$1,429	\$1,498	\$1,703
97111-NA	\$1,050	\$1,099	\$1,131	\$1,173	\$1,209	\$1,274	\$1,348	\$1,430	\$1,609	\$1,689	\$1,929

SERIES	97	Chiroform Ultra	QS	\$
BACK STYLE	0	Midback	•	VAR
	1	Highback	•	VAR
CONTROL	11	Deluxe Tilter Heavy Duty (DJ/DH)	•	-
ARM	NA	No Arm	•	-
	T2	Task 2 Arm	•	\$115
	4D	4 Dimensional Arm	•	\$130
	DA	Drop Away Arm	•	\$175
OPTIONS	AWL	Adjustment Width Bracket [Lever][Not Available with DA Arms]	•	\$40
	G	Glides	•	\$30
	H	Hard Surface Casters	•	\$30
	SS	Seat Slider (Standard 2.5" range)***	•	\$85
	BN	Ballistic Nylon Back	•	INCL
	CL	CAL TB133	•	\$95
	BU	Bumper Trim	•	\$30
FREIGHT OPTIONS	KD	Knocked Down	•	-
	BW	Blanket Wrapped - Fully Assembled [25 unit minimum]	•	\$75
	FA	Fully Assembled in Carton [25 unit minimum]	•	\$115
FREIGHT REQUIREMENTS	AS	Allseating Standard	•	-
	FQ	Special Freight Instructions (Call for Quote)	•	VAR
	GD	Guranteed Delivery Date and Time (Call for Quote)	•	VAR

NOTES

- Ships knocked down.
- For BW and FA freight options, minimum quantities apply, please check with Sales Support for details.
- All other features are dependant on the control specified. Please refer to Control Choice on page 8 for full description of available features.
- This product meets the requirements set forth in ANSI/BIFMA X5.1-2011 and is warranted for users up to 350 lbs.
- Dimensions are dependant on options selected. Product can be configured to comply with BIFMA G1-2002 guidelines.
- If requiring a 3" seat slider, please specify with code SE rather than SS.

TO ORDER SIMPLY FILL IN THE BLANKS

97	-		-	11	-		-		-		-		-	
SERIES		BACK STYLE		CONTROL		ARM		OPTIONS		FREIGHT OPTION		FREIGHT REQUIREMENTS		FABRIC CODE
								For additional options separate with (-) hyphen.						Please refer to allseating.com for fabric codes.

ING
ALORA
PILLOWS
ASTUTE
ATTUNE
ATLES
CHIROFORM
DART
DOVE
EIGHTY-TWO
ENTAIL
EQUATION
EXCHANGE
FOSTER
INERTIA
INMATE
JIF
L1
LEVO
MANTRA
PRATA
PRESTO
RAINBOW
REQUISITE
RSS
RUHE
THERAPOD
TUCK
WATSON
YOU
ZIP



CHIROFORM™ ULTRA STOOL

DESIGN | ALEX HARLEY
GSA SIN | 33721

BASE PRICE | \$795
96019-NA

Grade 1	Grade 2/ COM	Grade 3	Grade 4/COL	Grade 5	Grade 6	Grade 7	Grade 8	Leather 1	Leather 2	Leather 3
\$795	\$837	\$864	\$900	\$932	\$987	\$1,050	\$1,121	\$1,274	\$1,343	\$1,548

FEATURES

- 8" cylinder
- For arm features and travel specifications, see page 16
- Carpet casters
- Includes adjustable foot ring

DIMENSIONS

- Overall [Basic Stool]: 40"- 47.5"H | 28"W | 28"D
- Overall [Posture Back]: 40.5"-48"H | 28"W | 28"D
- Seat [Basic Stool]: 19.5"- 27"H | 21.5"W | 21"D
- Seat [Posture Back]: 21"-28.5"H | 21.5"W | 21"D
- Back: 20"H | 19"W
- 10" Stool Package
- Seat: 18.5"- 28.5"H, 19"W, 18.5"D
- COM FULL: 1.5 yds

NOTES

- Ships knocked down.
- For BW and FA freight options, minimum quantities apply, please check with Sales Support for details.
- All other features are dependant on the control specified. Please refer to Control Choice on page 8 for full description of available features.
- Tension is adjustable on OHC and OHH casters to accommodate various surfaces
- This product meets the requirements set forth in ANSI/ BIFMA X5.1-2011 and is warranted for users up to 350 lbs.
- Dimensions are dependant on options selected. Product can be configured to comply with BIFMA G1-2002 guidelines.

SERIES	96	Chiroform Ultra	QS	\$
BACK STYLE	0	Midback	•	-
CONTROL	19	Basic Stool [B2]	•	-
	30	Posture Back [P]	•	\$74
ARM	NA	No Arm	•	-
	T2	Task 2 Arm	•	\$115
	4D	4 Dimensional Arm	•	\$130
	MF	Multi-Functional Arm [Width Adjustment Not Included]	•	\$158
	DA	Drop Away Arm	•	\$175
OPTIONS	AWL	Adjustment Width Bracket [Lever][Not Available with DA Arms]	•	\$40
	H	Dual Surface Casters [10" Stool Only]	•	\$30
	LH	Dual Surface Casters [8" Stool Only]	•	\$32
	G	Glides	•	\$30
	OHH	OH Hard Surface Casters [adjustable 8" Stool Only]	•	\$95
	OHC	OH Carpet Casters [adjustable 8" Stool Only]	•	\$63
	LU	Lumbar	•	\$90
	BU	Bumper Trim	•	\$30
	CF	Chrome Footring [Standard footring color is Black]	•	\$20
	10	10" Stool Package (N/A with P Control)	•	\$36
	AB	Aluminum Base [8" Stool Only]	•	\$65
	BN	Ballistic Nylon Back	•	\$48
	CL	CAL TB133	•	\$95
FREIGHT OPTIONS	KD	Knocked Down	•	-
	BW	Blanket Wrapped - Fully Assembled [25 unit minimum]	•	\$75
	FA	Fully Assembled in Carton [25 unit minimum]	•	\$115
FREIGHT REQUIREMENTS	AS	Allseating Standard	•	-
	FQ	Special Freight Instructions (Call for Quote)	•	VAR
	GD	Guaranteed Delivery Date and Time (Call for Quote)	•	VAR

TO ORDER SIMPLY FILL IN THE BLANKS

96	-	0	-		-		-		-		-			
SERIES		BACK STYLE		CONTROL		ARM		OPTIONS For additional options separate with (-) hyphen.		FREIGHT OPTION		FREIGHT REQUIREMENTS		FABRIC CODE Please refer to allseating.com for fabric codes.

INFO
ALORA
PILLOWS
ASTUTE
ATTUNE
AVES
CHIROFORM
DART
DOVE
EIGHTY-TWO
ENTAIL
EQUATION
EXCHANGE
FOSTER
INERTIA
INMATE
JIF
L1
LEVO
MANTRA
PRATA
PRESTO
RAINBOW
REQUISITE
RSS
RUHE
THERAPOD
TUCK
WATSON
YOU
ZIP

CHIROFORM™ BIG

DESIGN | ALLSEATING
GSA SIN | 33721



BASE PRICE \$1,350										
99111-NA										
Grade 1	Grade 2/ COM	Grade 3	Grade 4/COL	Grade 5	Grade 6	Grade 7	Grade 8	Leather 1	Leather 2	Leather 3
\$1,350	\$1,413	\$1,454	\$1,508	\$1,555	\$1,638	\$1,733	\$1,838	\$2,069	\$2,171	\$2,480

FEATURES

- 5.5" heavy duty cylinder
- Heavy duty base
- Memory foam
- Adjustable loop arm (2.375")
- Heavy duty carpet casters

DIMENSIONS

- Overall [Deluxe Tilter Heavy Duty]: 41"- 46.5"H | 27"W | 27"D
- Seat [Deluxe Tilter Heavy Duty]: 17.75"- 23.25"H | 23.5"W | 21"D
- Back: 22"H | 22.25"W
- COM FULL: 2.75 yds

SERIES	99	Chiroform Big	QS	\$
BACK STYLE	1	Highback		-
CONTROL	11	Deluxe Tilter Heavy Duty (DJ/DH)		-
ARM	NA	No Arm		-
	AL	Adjustable Loop Arm		\$125
	H	Hard Surface Casters		\$30
OPTIONS	BU	Bumper Trim		\$30
	CL	CAL TB133		\$140
	KD	Knocked Down		-
FREIGHT OPTIONS	BW	Blanket Wrapped - Fully Assembled [25 unit minimum]		\$75
	FA	Fully Assembled in Carton [25 unit minimum]		\$115
	AS	Allseating Standard		-
FREIGHT REQUIREMENTS	FQ	Special Freight Instructions (Call for Quote)		VAR
	GD	Guranteed Delivery Date and Time (Call for Quote)		VAR

NOTES

- Ships knocked down.
- For BW and FA freight options, minimum quantities apply, please check with Sales Support for details.
- Suitable for up to 500lbs.
- All other features are dependant on the control specified. Please refer to Control Choice on page 8 for full description of available features.
- This product meets the requirements set forth in ANSI/ BIFMA X5.1-2011.
- Dimensions are dependant on options selected. Product can be configured to comply with BIFMA G1-2002 guidelines.

TO ORDER SIMPLY FILL IN THE BLANKS

99	-	1	-	11	-		-		-		-		-	
SERIES		BACK STYLE		CONTROL		ARM		OPTIONS		FREIGHT OPTION		FREIGHT REQUIREMENTS		FABRIC CODE
								For additional options separate with (-) hyphen.						Please refer to allseating.com for fabric codes.



DART™ MIDBACK

DESIGN: ALLSEATING
OPEN MARKET

BASE PRICE \$675										
42040-NA										
Grade 1	Grade 2/ COM	Grade 3	Grade 4/COL	Grade 5	Grade 6	Grade 7	Grade 8	Leather 1	Leather 2	Leather 3
\$675	\$745	\$790	\$850	\$903	\$995	\$1,100	\$1,218	\$1,474	\$1,588	\$1,930

FEATURES

- Fully upholstered conference chair with high density molded foam
- Midback and Highback available
- Waterfall seat
- Two arm options: Dart 7-Arm and T1 Arm
- Available in Black or Birch Trim Finish. Trim finish affects the arm color and base color [does not affect aluminum parts]
- Optional arm width adjustment
- Synchro Tilt Mechanism
- Optional 2" Seat Slider

DIMENSIONS

Nylon Base

- Overall Midback: 37.0-40.5"H | 27.7"W | 26.9"D
- Seat: 16.8-21.3"H | 19.5"W | 15.8-17.6"D
- Back: 21.8"H | 18.2"W

Aluminum Base

- Overall Midback: 36.7-40.2"H | 27.7"W | 27.1"D
- Overall Highback: 40.9-44.4"H | 27.7"W | 27.1"D
- Seat: 16.3-19.8"H | 19.5"W | 16.1-17.8"D
- Back: 21.8"H | 18.2"W

Dart 7 Arm

- Arm Height from Floor: 24.5-28"H
- Arm Height from Seat: 6.4"H

T1 Arm

- Arm Height from Floor: 25.2-32.6"H
- Arm Height from Seat: 6.0-9.9"H

COM Yardage

- COM Full: 1.75 yards

NOTES

- Ships knocked down
- For BW and FA Freight Options minimum quantities apply, please check with Sales Support for details.
- This product meets the requirements set forth in ANSI/BIFMA X5.1 and is warranted for users up to 350 lbs.
- Trim finish affects the arm color and base color [does not affect aluminum parts]
- Dart 7-Arm only available in Black Trim Finish
- Adjustable Width Knob [AWK] only available with T1 arm

SERIES	42	Dart	QS	\$
BACK STYLE	0	Midback		-
CONTROL	40	Synchro Tilt		-
ARM	NA	No Arm		-
	T1	Height Adjustable Arm		\$70
	D7	Dart Polished Aluminum 7-Arm [Black Trim Only]		\$135
	B7	Dart Black Aluminum 7-Arm [Black Trim Only]		\$135
TRIM FINISH <i>AFFECTS BASE AND ARMS</i>	BKN	Black		-
	BRN	Birch [Not Available with D7 or B7 Arms]		\$48
OPTIONS	SL	Seat Slider 2"		\$85
	SC	Sit to Counter		\$138
	HAB	High Profile Polished Aluminum Base		\$65
	HBB	High Profile Black Aluminum Base		\$65
	AWK	Adjustable Width Knob [T1 Arm Only]		\$30
	LH	65mm [2.5"] Black Dual Surface Casters		\$32
	BC	65mm [2.5"] Birch Dual Surface Casters		\$32
	OHC	OH Carpet Casters [Adjustable]		\$63
FREIGHT OPTIONS	OHH	OH Dual Surface Casters [Adjustable]		\$95
	KD	Knocked Down		-
	BW	Blanket Wrapped - Fully Assembled [not available when Birch Casters BC option selected]		\$75
	FA	Fully Assembled in Carton		\$115
FREIGHT REQUIREMENTS	AS	Allseating Standard		-
	FQ	Special Freight Instructions [Call for Quote]		VAR
	GD	Guaranteed Delivery Date and Time [Call for Quote]		VAR

TO ORDER SIMPLY FILL IN THE BLANKS

42	-	0	-	40	-		-	BKN	-	BRN	-		-		-		-	
SERIES		BACK STYLE		CON-TROL		ARM		TRIM FINISH		AFFECTS BASE AND ARMS		OPTIONS <small>For additional options separate with (-) hyphen.</small>		FREIGHT OPTION		FREIGHT REQUIREMENTS		FABRIC CODE <small>Please refer to allseating.com for fabric codes.</small>



ING
ALORA
PILLOWS
ASTUTE
ATTUNE
AVES
CHIROFORM
DART
DOVE
EIGHTY-TWO
ENTAIL
EQUATION
EXCHANGE
FOSTER
INERTIA
INMATE
JIF
L1
LENO
MANTRA
PRATA
PRESTO
RAINBOW
REQUISITE
RSS
RUHE
THERAPOD
TUCK
WATSON
YOU
ZIP



DART™ HIGHBACK

DESIGN: ALLSEATING
OPEN MARKET

BASE PRICE \$725										
42140-NA										
Grade 1	Grade 2/ COM	Grade 3	Grade 4/COL	Grade 5	Grade 6	Grade 7	Grade 8	Leather 1	Leather 2	Leather 3
\$725	\$809	\$863	\$935	\$998	\$1,109	\$1,235	\$1,376	\$1,684	\$1,820	\$2,231

FEATURES

- Fully upholstered conference chair with high density molded foam
- Midback and Highback available
- Waterfall seat
- Two arm options: Dart 7-Arm and T1 Arm
- Available in Black or Birch Trim Finish. Trim finish affects the arm color and base color [does not affect aluminum parts]
- Optional arm width adjustment
- Synchro Tilt Mechanism
- Optional 2" Seat Slider

DIMENSIONS

Nylon Base

- Overall Highback: 40.9-44.4"H | 27.7"W | 26.9"D
- Seat: 16.8-21.3"H | 19.5"W | 15.8-17.6"D
- Back: 24.5"H | 18.2"W

Aluminum Base

- Overall Highback: 40.9-44.4"H | 27.7"W | 26.9"D
- Seat: 16.3-19.8"H | 19.5"W | 16.1-17.8"D
- Back: 24.5"H | 18.2"W

Dart 7 Arm

- Arm Height from Floor: 24.5-28"H
- Arm Height from Seat: 6.4"H

T1 Arm

- Arm Height from Floor: 25.2-32.6"H
- Arm Height from Seat: 6.0-9.9"H

COM Yardage

- COM Full: 2 yards

SERIES	42	Dart	QS	\$
BACK STYLE	1	Highback		-
CONTROL	40	Synchro Tilt		-
ARM	NA	No Arm		-
	T1	Height Adjustable Arm		\$70
	D7	Dart Polished Aluminum 7-Arm [Black Trim Only]		\$135
	B7	Dart Black Aluminum 7-Arm [Black Trim Only]		\$135
	TRIM FINISH	BKN	Black	
AFFECTS BASE AND ARMS	BRN	Birch [Not Available with D7 Arm]		\$48
OPTIONS	SL	Seat Slider 2"		\$85
	HAB	High Profile Aluminum Base		\$65
	HBB	High Profile Black Aluminum Base		\$65
	AWK	Adjustable Width Knob [T1 Arm Only]		\$30
	LH	65mm [2.5"] Black Dual Surface Casters		\$32
	BC	65mm [2.5"] Birch Dual Surface Casters		\$32
	OHC	OH Carpet Casters [Adjustable]		\$63
	OHH	OH Dual Surface Casters [Adjustable]		\$95
FREIGHT OPTIONS	KD	Knocked Down		-
	BW	Blanket Wrapped - Fully Assembled [not available when Birch Casters BC option selected]		\$75
	FA	Fully Assembled in Carton		\$115
FREIGHT REQUIREMENTS	AS	Allseating Standard		-
	FQ	Special Freight Instructions [Call for Quote]		VAR
	GD	Guaranteed Delivery Date and Time [Call for Quote]		VAR

NOTES

- Ships knocked down
- For BW and FA Freight Options minimum quantities apply, please check with Sales Support for details.
- This product meets the requirements set forth in ANSI/BIFMA X5.1 and is warranted for users up to 350 lbs.
- Dart 7-Arm only available in Black Trim Finish
- Adjustable Width Knob [AWK] only available with T1 arm

TO ORDER SIMPLY FILL IN THE BLANKS

42	-	1	-	40	-		-	BKN	-	BRN	-		-		-		-	
SERIES		BACK STYLE		CON-TROL		ARM		TRIM FINISH		AFFECTS BASE AND ARMS		OPTIONS <small>For additional options separate with (-) hyphen.</small>		FREIGHT OPTION		FREIGHT REQUIREMENTS		FABRIC CODE <small>Please refer to allseating.com for fabric codes.</small>



ING
ALORA
PILLOWS
ASTUTE
ATTUNE
AVES
CHORFORM
DART
DOVE
EIGHTY-TWO
ENTAIL
EQUATION
EXCHANGE
FOSTER
INERTIA
INMATE
JIF
L1
LENO
MANTRA
PRATA
PRESTO
RAINBOW
REQUISITE
RSS
RUHE
THERAPOD
TUCK
WATSON
YOU
ZIP



DART™ INSTOCK

DESIGN: ALLSEATING
OPEN MARKET

BASE PRICE | \$850
42040-NA-IS

INSTOCK
\$850

FEATURES

- Fully upholstered conference chair with high density molded foam
- Midback and Highback available
- Waterfall seat
- Two arm options: Dart 7-Arm and T1 Arm
- Available in Black Trim Finish
- Optional arm width adjustment
- Synchro Tilt Mechanism
- Optional 2" Seat Slider

DIMENSIONS

Nylon Base

- Overall Midback: 37.0-40.5"H | 27.7"W | 26.9"D
- Seat: 16.8-21.3"H | 19.5"W | 15.8-17.6"D
- Back: 21.8"H | 18.2"W

Aluminum Base

- Overall Midback: 36.7-40.2"H | 27.7"W | 27.1"D
- Overall Highback: 40.9-44.4"H | 27.7"W | 27.1"D
- Seat: 16.3-19.8"H | 19.5"W | 16.1-17.8"D
- Back: 21.8"H | 18.2"W

Dart 7 Arm

- Arm Height from Floor: 24.5-28"H
- Arm Height from Seat: 6.4"H

T1 Arm

- Arm Height from Floor: 25.2-32.6"H
- Arm Height from Seat: 6.0-9.9"H

SERIES	42	Dart	QS	\$
BACK STYLE	0	Midback	•	-
	1	Highback	•	\$50
CONTROL	40	Synchro Tilt	•	-
ARM	NA	No Arm	•	-
	T1	Height Adjustable Arm	•	\$70
	D7	Dart Polished Aluminum 7-Arm [Black Trim Only]	•	\$135
	B7	Dart Black Aluminum 7-Arm [Black Trim Only]	•	\$135
INSTOCK	IS	Instock	•	-
TRIM FINISH	BKN	Black	•	-
OPTIONS	SL	Seat Slider 2"	•	\$85
	HAB	High Profile Polished Aluminum Base	•	\$65
	HBB	High Profile Black Aluminum Base	•	\$65
	AWK	Adjustable Width Knob [T1 Arm Only]	•	\$30
	LH	65mm [2.5"] Black Dual Surface Casters	•	\$32
	OHC	OH Carpet Casters [Adjustable]	•	\$63
	OHH	OH Dual Surface Casters [Adjustable]	•	\$95
FREIGHT OPTIONS	KD	Knocked Down	•	-
	BW	Blanket Wrapped - Fully Assembled [not available when Birch Casters BC option selected]	•	\$75
FREIGHT REQUIREMENTS	FA	Fully Assembled in Carton	•	\$115
	AS	Allseating Standard	•	-
	FQ	Special Freight Instructions [Call for Quote]		VAR
	GD	Guaranteed Delivery Date and Time [Call for Quote]		VAR

NOTES

- Ships knocked down
- For BW and FA Freight Options minimum quantities apply, please check with Sales Support for details.
- This product meets the requirements set forth in ANSI/BIFMA X5.1 and is warranted for users up to 350 lbs.
- Trim finish affects the arm color and base color [does not affect aluminum parts]
- Dart 7-Arm only available in Black Trim Finish
- Adjustable Width Knob [AWK] only available with T1 arm

TO ORDER SIMPLY FILL IN THE BLANKS

42 - [] - 40 - [] - IS - BKN - [] - [] - [] - []

SERIES **BACK STYLE** **CONTROL** **ARM** **IN STOCK** **TRIM FINISH** **OPTIONS** **FREIGHT OPTION** **FREIGHT REQUIREMENTS** **FABRIC CODE**

For additional options separate with (-) hyphen. Please refer to allseating.com for fabric codes.





DART™ STOOL

DESIGN: ALLSEATING
OPEN MARKET

BASE PRICE \$737										
42140-NA										
Grade 1	Grade 2/ COM	Grade 3	Grade 4/COL	Grade 5	Grade 6	Grade 7	Grade 8	Leather 1	Leather 2	Leather 3
\$737	\$807	\$852	\$912	\$965	\$1,057	\$1,162	\$1,280	\$1,536	\$1,650	\$1,992

FEATURES

- Fully upholstered conference chair with high density molded foam
- Midback and Highback available
- Waterfall seat
- Two arm options: Dart 7-Arm and T1 Arm
- Available in Black or Birch Trim Finish. Trim finish affects the arm color and base color [does not affect aluminum parts]
- Optional arm width adjustment
- Synchro Tilt Mechanism
- Optional 2" Seat Slider
- Standard Footring in Black

DIMENSIONS

8" Stool

- Overall: 41.5"-48.8"H | 27"W | 27"D
- Seat: 20.9"-28.1"H | 19.5"W | 17.8"D
- Back: 21.8"H | 18.2"W

10" Stool

- Overall: 42.3"-52.5"H | 27"W | 27"D
- Seat: 21.7"-31.8"H | 19.5"W | 17.8"D
- Back: 21.8"H | 18.2"W

COM Yardage

- COM Full: 1.75 yards

SERIES	42	Dart	QS	\$
BACK STYLE	0	Midback		-
CONTROL	19	Basic Stool Package		-
ARM	NA	No Arm		-
	T1	Height Adjustable Arm		\$70
	D7	Dart Polished Aluminum 7-Arm [Black Trim Only]		\$135
	B7	Dart Black Aluminum 7-Arm [Black Trim Only]		\$135
	TRIM FINISH	BKN	Black	
AFFECTS BASE AND ARMS	BRN	Birch [Not Available with D7 or B7 Arms]		\$48
STOOL PACKAGE	8	8" Cylinder		-
	10	10" Cylinder		\$36
	SL	Seat Slider 2"		\$85
OPTIONS	AB	Polished Aluminum Base [8" Stool Only]		\$65
	BB	Matte Black Aluminum Base [8" Stool Only]		\$65
	CF	Chrome Footring		\$20
	AWK	Adjustable Width Knob [T1 Arm Only]		\$30
	LH	65mm [2.5"] Black Dual Surface Casters		\$32
	BC	65mm [2.5"] Birch Dual Surface Casters		\$32
	OHC	OH Carpet Casters [Adjustable]		\$63
OHH	OH Dual Surface Casters [Adjustable]		\$95	
FREIGHT OPTIONS	KD	Knocked Down		-
	BW	Blanket Wrapped - Fully Assembled [not available when Birch Casters BC option selected]		\$75
	FA	Fully Assembled in Carton		\$115
FREIGHT REQUIREMENTS	AS	Allseating Standard		-
	FQ	Special Freight Instructions [Call for Quote]		VAR
	GD	Guaranteed Delivery Date and Time [Call for Quote]		VAR

NOTES

- Ships knocked down
- For BW and FA Freight Options minimum quantities apply, please check with Sales Support for details.
- This product meets the requirements set forth in ANSI/BIFMA X5.1 and is warranted for users up to 350 lbs.
- Trim finish affects the arm color and base color [does not affect aluminum parts]
- Dart 7-Arm only available in Black Trim Finish
- Adjustable Width Knob [AWK] only available with T1 arm

TO ORDER SIMPLY FILL IN THE BLANKS

42	-	1	-	19	-		-		-		-		-		-			
SERIES		BACK STYLE		CON-TROL		ARM		TRIM FINISH		STOOL PACKAGE		OPTIONS <small>For additional options separate with (-) hyphen.</small>		FREIGHT OPTION		FREIGHT REQUIREMENTS		FABRIC CODE <small>Please refer to allseating.com for fabric codes.</small>



ING
ALORA
PILLOWS
ASTUTE
ATTUNE
ATLES
CHIROFORM
DART
DOVE
EIGHTY-TWO
ENTAIL
EQUATION
EXCHANGE
FOSTER
INERTIA
INMATE
JIF
L1
LENO
MANTRA
PRATA
PRESTO
RAINBOW
REQUISITE
RSS
RUHE
THERAPOD
TUCK
WATSON
YOU
ZIP

DOVE™ LAB CHAIR

DESIGN | ALLSEATING
OPEN MARKET



FEATURES

- 5.5" Cylinder
- Composite base
- Carpet casters
- Adjustable foot ring included with 8" or 10" stool package

DIMENSIONS LAB CHAIR

- Overall: 30"- 43.5"H | 27"W | 24"D
- Seat: 18.25"- 25.5"H | 18"W | 17"D
- Back: 12.5"- 18.5"H | 16"W

DIMENSIONS SCOOTER STOOL

- Overall: 20.5"H | 27"W | 27"D
- Seat: 15.5"- 20.5"H | 14" Diameter

BASE PRICE \$759												
16030-PY												
CODE	Polyurethane Seat and Back	Grade 1	Grade 2/COM	Grade 3	Grade 4	Grade 5	Grade 6	Grade 7	Grade 8	Leather 1	Leather 2	Leather 3
16017	\$296	\$371	\$399	\$417	\$441	\$462	\$499	\$541	\$588	\$691	\$736	\$873
16030	\$759											

SERIES	16	Dove	QS	\$
BACK STYLE	0	Midback		-
CONTROL	30	Lab Chair Posture Back (P)		VAR
	17	Scooter Stool Basic Posture (B)		VAR
SEAT	PY	Polyurethane		-
	UPH	Upholstered Seat [Scooter Stool Only]		VAR
OPTIONS	LH	Dual Surface Casters [Lab Chair Only]		\$32
	H	Dual Surface Casters [Scooter Stool Only]		\$30
	P	Pressure Breaking Casters		\$60
	RP	Reverse Pressure Breaking Casters		\$112
	G	Glides		\$30
	CF	Chrome Footring [Standard footring is Black]		\$20
	8	8" Stool Package		\$118
	10	10" Stool Package		\$140
FREIGHT OPTIONS	KD	Knocked Down		-
FREIGHT REQUIREMENTS	AS	Allseating Standard		-
	FQ	Special Freight Instructions (Call for Quote)		VAR

NOTES

- Ships knocked down
- For BW and FA freight options, minimum quantities apply.
- Foot ring is included with 8" or 10" stool package; base diameter change (Seat 8: 22"- 30" | Seat 10: 24.5"- 34.5"H)
- All other features are dependant on the control specified. Please refer to Control Choice on page 8 for full description of available features.
- This product meets the requirements set forth in ANSI/ BIFMA X5.1-2011 and is warranted for users up to 350 lbs.
- Dimensions are dependant on options selected. Product can be configured to comply with BIFMA G1-2002 guidelines.

TO ORDER SIMPLY FILL IN THE BLANKS

16	0		PY				
SERIES	BACK STYLE	CONTROL	SEAT	OPTIONS For additional options separate with (-) hyphen.	FREIGHT OPTION	FREIGHT REQUIREMENTS	FABRIC CODE Please refer to allseating.com for fabric codes.



INFO
ALORA
PILLOWS
ASTUTE
ATTUNE
ATLES
CHIROFORM
DART
DOVE
EIGHTY-TWO
ENTAIL
EQUATION
EXCHANGE
FOSTER
INERTIA
INMATE
JIF
L1
LENO
MANTRA
PRATA
PRESTO
RAINBOW
REQUISITE
RSS
RÜHE
THERAPOD
TUCK
WATSON
YOU
ZIP



EIGHTY TWO[®] MIDBACK

DESIGN | ALLSEATING
OPEN MARKET

BASE PRICE | \$470

73088-NA

Code	Grade 1	Grade 2	Grade 3	Grade 4/ COL	Grade 5	Grade 6	Grade 7	Grade 8	Leather 1	Leather 2	Leather 3
73088	\$470	\$491	\$505	\$523	\$538	\$566	\$598	\$633	\$710	\$744	\$847
Headrest	\$80	\$87	\$92	\$98	\$103	\$112	\$123	\$134	\$160	\$171	\$206

FEATURES

- 4.5" cylinder
- Molded Seat Foam
- Adjustable lumbar included
- Optional Birch frame and base features black mechanism and black carpet casters
- Optional 2.5" seat slider
- Optional adjustable headrest [fabric matches seat]
- For arm details and travel specifications, see page 16
- Sit to counter includes height adjustable foot ring
- For mesh colors and model codes see page 22

DIMENSIONS

- Overall No Headrest [Basic Synchro Tilt]: 35.5"-40" H | 25.75" W | 25.75" D
- Overall With Headrest [Basic Synchro Tilt]: 41.75"-48.75" H | 25.75" W | 25.75" D
- Seat [Basic Synchro Tilt]: 15" - 19.5" H | 19.4" W | 17"-19" D
- Back: 20.5" H | 18" W
- COM Seat: 0.75 yd
- COM Headrest: 0.25 yd

SERIES	73	Eighty Two	QS	\$
BACK STYLE	0	Midback	•	-
CONTROL	88	Basic Synchro Tilt [Locks in 3 Positions]	•	-
ARM	NA	No Arm	•	-
	CA	Fixed Conference Arm	•	\$80
	T1	Height Adjustable Arm	•	\$70
	PV	Pivot Arm	•	\$125
FRAME FINISH	BKN	Black	•	-
Base and arms will match the frame selection	BRN	Birch	•	\$48
BACK MESH	11M	M11 Mesh in Mixtape	•	-
	11S	M11 Mesh in Stardust	•	-
	11N	M11 Mesh in New Wave	•	-
	11A	M11 Mesh in Arcade	•	-
OPTIONS [OTHER]	AWK	Adjustable Width Bracket Knob		\$30
	HR	Headrest		VAR
	LU	Adjustable Lumbar		INCL
	SS	Seat Slider [Standard 2.5" range] [not available with SC option]		\$85
	AB	Aluminum Base		\$65
	LH	65mm [2.5"] Dual Surface Casters [Black]		\$32
	BC	65mm [2.5"] Dual Surface Casters [Birch]		\$32
	OHH	OH Dual Surface Casters [adjustable]		\$95
	OHC	OH Carpet Casters [adjustable]		\$63
	SC	Sit to Counter		\$138
	HS	High Cylinder 5.5"		-
FREIGHT OPTIONS	KD	Knocked Down	•	-
	BW	Blanket Wrapped - Fully Assembled [not available when Birch Casters BC option selected]		\$75
	FA	Fully Assembled in Carton	•	\$115
FREIGHT REQUIREMENTS	AS	Allseating Standard	•	-
	FQ	Special Freight Instructions [Call for Quote]		VAR
	GD	Guaranteed Delivery Date and Time [Call for Quote]		VAR

NOTES

- Ships knocked down
- For BW and FA Freight Options minimum quantities apply, please check with Sales Support for details.
- This product meets the requirements set forth in ANSI/BIFMA X5.1 and is warranted for users up to 350 lbs.

TO ORDER SIMPLY FILL IN THE BLANKS

73	-	0	-	88	-		-		-		-		-	
SERIES		BACK STYLE		CONTROL		ARM		FRAME FINISH		BACK MESH		OPTIONS		FREIGHT REQUIREMENTS
												For additional options separate with (-) hyphen.		
												Please refer to allseating.com for fabric codes.		



ING
ALORA
PILLOWS
ASTUTE
ATTUNE
ATLES
CHIROFORM
DART
DOVE
EIGHTY TWO
ENTAIL
EQUATION
EXCHANGE
FOSTER
INERTIA
INMATE
JIF
L1
LENO
MANTRA
PRATA
PRESTO
RAINBOW
REQUISITE
RSS
RUHE
THERAPOD
TUCK
WATSON
YOU
ZIP



EIGHTY TWO[®] HIGHBACK

DESIGN | ALLSEATING
OPEN MARKET

BASE PRICE | \$510

73188-NA

Code	Grade 1	Grade 2	Grade 3	Grade 4/ COL	Grade 5	Grade 6	Grade 7	Grade 8	Leather 1	Leather 2	Leather 3
73188	\$510	\$531	\$545	\$563	\$578	\$606	\$638	\$673	\$750	\$784	\$887
Headrest	\$80	\$87	\$92	\$98	\$103	\$112	\$123	\$134	\$160	\$171	\$206

FEATURES

- 4.5" cylinder
- Molded seat foam
- Adjustable lumbar included
- Optional Birch frame and base features black mechanism and black carpet casters
- Optional 2.5" seat slider
- Optional adjustable headrest [fabric matches seat]
- For arm details and travel specifications, see page 16
- Sit to counter includes height adjustable foot ring
- For mesh colors and model codes see page 22

DIMENSIONS

- Overall No Headrest [Basic Synchro Tilt]: 38.5"-43" H | 25.75" W | 25.75" D
- Overall With Headrest [Basic Synchro Tilt]: 44.75"-51.75" H | 25.75" W | 25.75" D
- Seat [Basic Synchro Tilt]: 15" - 19.5" H | 19.4" W | 17"-19" D
- Back: 23.5" H | 18" W
- COM Seat: 0.75 yd
- COM Headrest: 0.25 yd

SERIES	73	Eighty Two	QS	\$
BACK STYLE	0	Highback		-
CONTROL	88	Basic Synchro Tilt [Locks in 3 Positions]		-
ARM	NA	No Arm		-
	CA	Fixed Conference Arm		\$80
	T1	Height Adjustable Arm		\$70
	PV	Pivot Arm		\$125
FRAME FINISH	BKN	Black [Base and arms will match the frame selection]		-
BACK MESH	11M	M11 Mesh in Mixtape		-
OPTIONS [OTHER]	AWK	Adjustable Width Bracket Knob		\$30
	HR	Headrest		VAR
	LU	Adjustable Lumbar		INCL
	SS	Seat Slider [Standard 2.5" range] [not available with SC option]		\$85
	AB	Aluminum Base		\$65
	LH	65mm [2.5"] Dual Surface Casters [Black]		\$32
	BC	65mm [2.5"] Dual Surface Casters [Birch]		\$32
	OHH	OH Dual Surface Casters [adjustable]		\$95
	OHC	OH Carpet Casters [adjustable]		\$63
	SC	Sit to Counter		\$138
	HS	High Cylinder 5.5"		-
FREIGHT OPTIONS	KD	Knocked Down		-
	BW	Blanket Wrapped - Fully Assembled [not available when Birch Casters BC option selected]		\$75
	FA	Fully Assembled in Carton		\$115
FREIGHT REQUIREMENTS	AS	Allseating Standard		-
	FQ	Special Freight Instructions [Call for Quote]		VAR
	GD	Guaranteed Delivery Date and Time [Call for Quote]		VAR

NOTES

- Ships knocked down
- For BW and FA Freight Options minimum quantities apply, please check with Sales Support for details.
- This product meets the requirements set forth in ANSI/BIFMA X5.1 and is warranted for users up to 350 lbs.

TO ORDER SIMPLY FILL IN THE BLANKS

73	-	0	-	88	-		-		-		-		-	
SERIES		BACK STYLE		CONTROL		ARM		FRAME FINISH		BACK MESH		OPTIONS		FREIGHT REQUIREMENTS
												For additional options separate with (-) hyphen.		
												Please refer to allseating.com for fabric codes.		



QUICKSHIP

ING
ALORA
PILLOWS
ASTUTE
ATTUNE
AVES
CHIROFORM
DART
DOVE
EIGHTY TWO
ENTAIL
EQUATION
EXCHANGE
FOSTER
INERTIA
INMATE
JIF
L1
LEVO
MANTRA
PRATA
PRESTO
RAINBOW
REQUISITE
RSS
RUHE
THERAPOD
TUCK
WATSON
YOU
ZIP

ENTAIL[®] MIDBACK

DESIGN: ALLSEATING
OPEN MARKET



BASE PRICE \$470										
90088-NA										
Grade 1	Grade 2/ COM	Grade 3	Grade 4/COL	Grade 5	Grade 6	Grade 7	Grade 8	Leather 1	Leather 2	Leather 3
\$470	\$491	\$505	\$523	\$538	\$566	\$598	\$633	\$710	\$744	\$847

FEATURES

- 4.25" cylinder
- Black nylon base
- Molded seat foam
- Optional adjustable lumbar, headrest and aluminum base
- Sit to counter includes height adjustable foot ring

DIMENSIONS

- Overall [Basic Synchro Tilt]: 37"- 40.5"H | 27"W | 27"D
- Seat [Basic Synchro Tilt]: 16"- 20.5"H | 18.5"W | 18.75"D
- Back: 21"H | 18.5"W
- COM: 0.75 yd.

NOTES

- Ships knocked down.
- Warranted for users up to 350lbs.
- For BW and FA freight options, minimum quantities apply, please
- This product meets the requirements set forth in ANSI/BIFMA X5.1-2011.
- Arms, base and casters will match frame finish selection.
- For mesh model code see page 22.
- *Composite base will be substituted if HS option is selected

SERIES	90	Entail	QS	\$
BACK STYLE	0	Midback	•	-
CONTROL	88	Basic Synchro Tilt (BST)	•	-
ARM	NA	No Arm	•	-
	T1	Height Adjustable Arm	•	\$70
	CA	Fixed Conference Arm		\$80
	PV	Pivot Arm		\$125
FRAME FINISH	BKN	Black Nylon	•	-
BACK OPTIONS (see page 22 for mesh model code)	M1	M1 Mesh	•	-
	M2	M2 Mesh	•	\$63
	M3	M3 Mesh	•	\$63
	M4	M4 Mesh	•	\$63
OPTIONS	SS	Seat Slider	•	\$85
	G	Glides		\$30
	LH	65mm Dual Surface Casters	•	\$32
	OHH	OH Dual Surface Casters [adjustable]		\$95
	OHC	OH Carpet Surface Casters [adjustable]		\$63
	SC	Sit to Counter	•	\$138
	CF	Chrome Footring [Only Available with SC Option Standard Footring is Black]		\$20
	HS	High Seat 5.5"*	•	-
	HRC	Head Rest (fabric matches chair frame)		\$50
	HRF	Head Rest (fabric matches seat fabric)		\$50
	AWK	Adjustable Width Bracket Knob	•	\$30
	LU	Adjustable Lumbar	•	\$32
	AB	Aluminum Base	•	\$65
	FREIGHT OPTIONS	KD	Knocked Down	•
BW		Blanket Wrapped - Fully Assembled [25 Unit Minimum]		\$75
FA		Fully Assembled in Carton [25 Unit Minimum]		\$115
FREIGHT REQUIREMENTS	AS	Allseating Standard		-
	FQ	Special Freight Instructions (Call for Quote)		VAR
	GD	Guaranteed Delivery Date and Time (Call for Quote)		VAR

TO ORDER SIMPLY FILL IN THE BLANKS

90	-	0	-	88	-		-		-		-		-		-		
SERIES		BACK STYLE		CONTROL		ARM		FRAME FINISH		BACK OPTION		OPTIONS		FREIGHT OPTION		FREIGHT REQUIREMENTS	FABRIC CODE
												For additional options separate with (-) hyphen.					Please refer to allseating.com for fabric codes.



ING
ALORA
PILLOWS
ASTUTE
ATTUNE
AVES
CHIROFORM
DART
DOVE
EIGHTY-TWO
ENTAIL
EQUATION
EXCHANGE
FOSTER
INERTIA
INMATE
JIF
L1
LEVO
MANTRA
PRATA
PRESTO
RAINBOW
REQUISITE
RSS
RUHE
THERAPOD
TUCK
WATSON
YOU
ZIP



EQUATION™ MIDBACK

DESIGN: ALLSEATING
OPEN MARKET

BASE PRICE \$795										
63043-NA										
Grade 1	Grade 2/COM	Grade 3	Grade 4/COL	Grade 5	Grade 6	Grade 7	Grade 8	Leather 1	Leather 2	Leather 3
\$795	\$816	\$830	\$848	\$863	\$891	\$923	\$958	\$1,035	\$1,069	\$1,172

FEATURES

- Proprietary back adjustment system provides lateral back movement for ultimate control
- Integrated seat slider included for both Synchro Tilt and Weight Activated mechanisms
- 4" of seat depth adjustability with seat slider and back adjustment combined
- Optional height adjustable lumbar with 3" adjustability
- Optional adjustable headrest with height adjustability and pivoting
- M2 Mesh is bleach cleanable

DIMENSIONS

Synchro Tilt

- Overall: 39.5" - 44"H | 27.5"W | 27.5"D
- Seat: 18" - 22.5"H | 19.5"W | 18.5" - 20" [From Lumbar]
- Back: 23.5"H | 18"W

Weight Activated Mechanism

- Overall: 39.75" - 43.5"H | 27.5"W | 27.5"D
- Seat: 17.75 - 21.25"H | 19.5"W | 18.5 - 20"D [From Lumbar]
- Back: 23.5"H | 18"W

Back Adjustment | Tilt Angle

- Neutral: 103.5°
- Position 1: 105.25°
- Position 2: 106.25°

NOTES

- Ships knocked down.
- For BW and FA freight options, minimum quantities apply, please check with Sales Support for details.
- Tension is adjustable on OHC and OHH casters to accommodate various surfaces
- This product meets the requirements set forth in ANSI-BIFMA X5.1 and is warranted for users up to 350 lbs.
- Dimensions are dependant on options selected
- For mesh model code see page 22

SERIES	63	Equation	QS	\$
BACK STYLE	0	Midback		-
CONTROL	43	Synchro Tilt with Integrated Seat Slider		-
	44	Weight Activated with Integrated Seat Slider		\$70
ARM	NA	No Arm		-
	HA	Height Adjustable Arm		\$125
	PA	Dual Pivoting Arm		\$195
FRAME FINISH	BKN	Black		-
	BRN	Birch		\$65
BACK MESH	M11	M11 Mesh		-
See page 22 for mesh codes	M12	M12 Mesh		\$30
	M2	M2 Mesh		\$68
OPTIONS	HR	Headrest		\$150
	LU	Adjustable Lumbar Pad [Will Match Frame Finish]		\$30
	HAB	High Profile Aluminum Base [Only Available with 44 Mechanism]		\$65
	AB	Aluminum Base [Only Available with 43 Mechanism]		\$65
	LH	65mm [2.5"] Black Dual Surface Casters		\$32
	BC	65mm [2.5"] Birch Dual Surface Casters		\$32
	OHH	OH Dual Surface Casters [adjustable]		\$95
	OHC	OH Carpet Casters [adjustable]		\$63
	SC	Sit to Counter Cylinder		\$138
	CF	Chrome Footring [Only Available with SC Cylinder]		\$20
	LS	Low Seat Cylinder [44 Mech Only 16.75" - 20.25" Seat Height]		\$53
FREIGHT OPTIONS	KD	Knocked Down		-
	BW	Blanket Wrapped - Fully Assembled [not available when Birch Casters BC option selected]		\$75
	FA	Fully Assembled in Carton		\$115
FREIGHT REQUIREMENTS	AS	Allseating Standard		-
	FQ	Special Freight Instructions [Call for Quote]		VAR
	GD	Guaranteed Delivery Date and Time [Call for Quote]		VAR

TO ORDER SIMPLY FILL IN THE BLANKS

63	-	0	-		-		-		-		-		-		-		-	
SERIES		BACK STYLE		CONTROL		ARM		FRAME FINISH		BACK OPTION		OPTIONS		FREIGHT OPTION		FREIGHT REQUIREMENTS		FABRIC CODE
												For additional options separate with (-) hyphen.						Please refer to allseating.com for fabric codes.



ING
ALORA
PILLOWS
ASTUTE
ATTUNE
ATLES
CHIROFORM
DART
DOVE
EIGHTY-TWO
ENTAIL
EQUATION
EXCHANGE
FOSTER
INERTIA
INMATE
JIF
L1
LEIO
MANTRA
PRATA
PRESTO
RAINBOW
REQUISITE
RSS
RUHE
THERAPOD
TUCK
WATSON
YOU
ZIP



EQUATION™ STOOL

DESIGN: ALLSEATING
OPEN MARKET

BASE PRICE \$845										
63091-NA										
Grade 1	Grade 2/ COM	Grade 3	Grade 4/COL	Grade 5	Grade 6	Grade 7	Grade 8	Leather 1	Leather 2	Leather 3
\$845	\$866	\$880	\$898	\$913	\$941	\$973	\$1,008	\$1,085	\$1,119	\$1,222

FEATURES

- Proprietary back adjustment system provides lateral back movement for ultimate control
- Integrated seat slider included for both Synchro Tilt and Weight Activated mechanisms
- 4" of seat depth adjustability with seat slider and back adjustment combined
- Optional height adjustable lumbar with 3" adjustability
- Optional adjustable headrest with height adjustability and pivoting
- M2 Mesh is bleach cleanable

DIMENSIONS

8" Stool

- Overall: 45" - 53"H | 27.5"W | 27.5"
- Seat: 22.75" - 30.25"H | 19.5"W | 18"D [From Lumbar]
- Back: 23.5"H | 18"W

10" Stool

- Overall: 46.5" - 56.5"H | 27.5"W | 27.5"D
- Seat: 24.25" - 34.25"H | 19.5"W | 18.5"D [From Lumbar]
- Back: 23.5"H | 18"W

SERIES	63	Equation	QS	\$
BACK STYLE	0	Midback		-
CONTROL	91	Stool Mechanism		-
ARM	NA	No Arm		-
	HA	Height Adjustable Arm		\$125
	PA	Dual Pivoting Arm		\$195
FRAME FINISH	BKN	Black		-
	BRN	Birch		\$65
BACK MESH See page 22 for mesh codes	M11	M11 Mesh		-
	M12	M12 Mesh		\$30
	M2	M2 Mesh		\$68
STOOL PACKAGE	8	8" Cylinder		-
	10	10" Cylinder		\$36
OPTIONS	HR	Headrest		\$150
	LU	Adjustable Lumbar Pad [Will Match Frame Finish]		\$30
	AB	Aluminum Base		\$65
	LH	65mm [2.5"] Black Dual Surface Casters		\$32
	BC	65mm [2.5"] Birch Dual Surface Casters		\$32
	OHH	OH Dual Surface Casters [adjustable]		\$95
	OHC	OH Carpet Casters [adjustable]		\$63
	CF	Chrome Footring		\$20
	FREIGHT OPTIONS	KD	Knocked Down	
BW		Blanket Wrapped - Fully Assembled [not available when Birch Casters BC option selected]		\$75
FA		Fully Assembled in Carton		\$115
FREIGHT REQUIREMENTS	AS	Allseating Standard		-
	FQ	Special Freight Instructions [Call for Quote]		VAR
	GD	Guaranteed Delivery Date and Time [Call for Quote]		VAR

NOTES

- ShShips knocked down.
- For BW and FA freight options, minimum quantities apply, please check with Sales Support for details.
- Tension is adjustable on OHC and OHH casters to accommodate various surfaces
- This product meets the requirements set forth in ANSI-BIFMA X5.1 and is warranted for users up to 350 lbs.
- Dimensions are dependant on options selected
- For mesh model code see page 22

TO ORDER SIMPLY FILL IN THE BLANKS

63	-	0	-	91	-		-		-		-		-		-		
SERIES		BACK STYLE		CONTROL		ARM		FRAME FINISH		BACK OPTION		OPTIONS		FREIGHT OPTION		FREIGHT REQUIREMENTS	FABRIC CODE
<p>For additional options separate with (-) hyphen.</p> <p>Please refer to allseating.com for fabric codes.</p>																	



ING
ALORA
PILLOWS
ASTUTE
ATTUNE
AVES
CHIROFORM
DART
DOVE
EIGHTY-TWO
ENTAIL
EQUATION
EXCHANGE
FOSTER
INERTIA
INMATE
JIF
L1
LEVO
MANTRA
PRATA
PRESTO
RAINBOW
REQUISITE
RSS
RÜHE
THERAPOD
TUCK
WATSON
YOU
ZIP

EXCHANGE® FEATURES + NOTES

FRAMES/LEGS

- Made of 14 gauge steel
- Frames are made of rails, rail connectors, bayonet corner connectors, and ganging brackets [listed below]
- All frames are finished in a black powder coat
- Legs always include a black nylon glide
- With linear configurations, back legs angle outwards for stability
- 90 degree angles are bolted via the rail connectors
- 4 leg options:
 - Standard circular - finished in one of our 8 standard powder coats
 - Rectangular - finished in one of our 8 standard powder coats
 - Wood - 3 different wood finishes - top portion is 14 gauge steel and is always painted in haze [contact Exchange team if require paint coat in any other color]
 - Wire - Chrome finish [contact Exchange team if require paint coat in any other color]
- All legs are 8" tall from the floor to the bottom of the seat

SEATS/BACKS

- Warranted up to 350lbs per seat
- Moulded plastic frame with moulded foam on both seats and backs
- Seats can be configured with a back or as backless, for any other options contact the Exchange team
- Seat and back are bolted together via the rail

ARMS/POWER

- Arms include:
 - Low Narrow - 6" wide x 24" high from floor x 28" deep
 - Low Wide - 12" wide x 24" high from floor x 28" deep
 - High Narrow - 6" wide x 30" high from floor x 28" deep
 - High Wide - 12" wide x 30" high from floor x 28" deep
 - Platform - 12" wide x 13" high from floor x 24" deep [Seat Depth - SD] or 28" deep [Full Depth - FD]
- Platform arms require SD or FD specification, SD will be used with no backs specified, FD will be used with backs specified unless otherwise noted
- Location of power in SD option will be in the middle of the platform, for the FD option it will be towards the back
- Power optional on all arms - 1AC|2XUSB
- 3 power color options - Cloud, Smoke, Onyx
- Power plate on platform arms will always match the frame color
- Arm laminate surface available with low wide arm or 12" platform arms - 13 color options
- No arm or linking ends can be paired with any other End/Arm options
- For standard configurations, all end options must be paired with the same on the opposite end or a no arm or linking end
- Through custom configurations, 12" end options can be paired with different 12" end options.
- Seamless laminate surface

SCREENS

- Upholstered or mesh options available on all standard screens
- Mesh options not available on tall screens
- Mesh screens are priced at a grade 3
- Select type [Partial, Full, Surround] and then finish/fabric
- Screens are always mounted to the backs or backs and sides of the arms
- Partial screen covers the length of the backs
- Full screen covers the length of the backs and the back of the arms
- Surround screen covers the length of the backs and back of the arms, plus the depth of the arms

CORNER TABLES/SWING TABLES

- The corners of the L or U shaped configurations can be replaced with corner tables [DW]
- All corner tables and swing tables require a laminate surface to be specified - 13 colour options
- Due to the laminate, DW arms do not have replaceable fabric covers
- Swing tables are 8" wide and are placed on top and in between 2 seats
- Swing tables should only be placed in the middle of 4 seats [either a

- 4 seater, L with a 4 seater side or a U] since this brings the seat width down to 20"
- Swing tables include power with 1AC|2xUSB in cloud finish only
- Corner tables cannot have power
- Seamless laminate surface

LINKING TABLES

- Linking tables can be used where there are linking options selected on opposite ends of 2 configurations
- 24" or 120 degree options available
- 13 laminate color options
- Power is an option for any linking table
- Power plate will match the frame finish
- Can be specified as either
- Location of power in a Seat Depth [SD] linking table would be towards the middle of the laminate, of a Full Depth [FD] it would be towards the back of the laminate
- Seamless laminate surface
- If screens are specified on the linking tables, screens are required on both adjoining configurations
- Storage on the 24" linking table is available - power will be located towards the middle of the linking table
- Reference Application Guide for further details

GANGING BRACKETS/SHARED LEGS

- Ganging brackets come in kits.
- If the ganging brackets are ordered on their own, a leg is mandatory underneath where the ganging bracket is mounted
- In order to install a ganging bracket, one must have linking ends on opposite ends of the configurations you'd like to gang
- Ganging brackets are finished in a black powder coat, shared legs will match our standard leg option and the 16 powder coat colors are viable
- Back to back and back to back with screen combos to not contain or require ganging brackets
- Side to side shared legs require ganging brackets

FREE STANDING TABLES

- Options include:
 - 16" Cocktail Table
 - 24" Circular Table
 - 30" Circular Table
 - 36" Circular Table
 - 24" x 48" Coffee Table
 - Laptop Table
 - 18" Tall
- Legs angle outwards
- 16 powder coat finishes for the legs, 13 laminate color options
- Laptop table fabric pull to match laminate selection
- Seamless laminate surface

UPHOLSTERY

- All graded-in and carded patterns
- If you are supplying COM/COL, send a sample addressed to your Sales Support Specialist for testing and approval before ordering


SHIPPING

- Exchange configurations to ship PA or BW - screens, legs, and corner sections to be installed in field
- Tables to ship KD - legs to be installed in field
- Linking tables to ship KD - to be attached to linking configuration in the field

OTHER

- This product meets the requirements set forth in AINSI/BIFMA HCF 8.1
- 12 year comprehensive part and labor warranty

EXCHANGE® DIMENSIONS



LINEAR [NO ARMS]	DIMENSIONS	ONE SEATER	TWO SEATER	THREE SEATER	FOUR SEATER	FIVE SEATER**	SIX SEATER	SEVEN SEATER	EIGHT SEATER
OVERALL	HEIGHT [MIDBACK]	30"	30"	30"	30"	30"	30"	30"	30"
	HEIGHT [HIGHBACK]	34"	34"	34"	34"	34"	34"	34"	34"
	WIDTH	24"	48"	72"	96"	120"	144"	168"	192"
	DEPTH	28"	28"	28"	28"	28"	28"	28"	28"
SEAT	HEIGHT	18"	18"	18"	18"	18"	18"	18"	18"
	WIDTH [PER SEAT]	24"	24"	24"	24"	24"	24"	24"	24"
	WIDTH [ALL SEATS]	24"	48"	72"	96"	120"	144"	168"	192"
	DEPTH [WITH BACK]	20"	20"	20"	20"	20"	20"	20"	20"
	DEPTH [NO BACK]	24"	24"	24"	24"	24"	24"	24"	24"
BACK	HEIGHT [MIDBACK]	12"	12"	12"	12"	12"	12"	12"	12"
	HEIGHT [HIGHBACK]	16"	16"	16"	16"	16"	16"	16"	16"
	WIDTH [PER BACK]	24"	24"	24"	24"	24"	24"	24"	24"
	WIDTH [ALL BACKS]	24"	48"	72"	96"	120"	144"	168"	192"
	DEPTH [NO BACK]	24"	24"	24"	24"	24"	24"	24"	24"

L-SHAPE [NO ARMS]	DIMENSIONS	2x2	2x3	2x4	3x2	3x3	3x4	4x2	4x3	4x4
OVERALL	HEIGHT [MIDBACK]	30"	30"	30"	30"	30"	30"	30"	30"	30"
	HEIGHT [HIGHBACK]	34"	34"	34"	34"	34"	34"	34"	34"	34"
	WIDTH	51"	75"	99"	75"	75"	99"	99"	99"	99"
	DEPTH	51"	51"	51"	51"	51"	51"	51"	51"	51"
SEAT	HEIGHT	18"	18"	18"	18"	18"	18"	18"	18"	18"
	WIDTH [PER SEAT]	24"	24"	24"	24"	24"	24"	24"	24"	24"
	DEPTH [WITH BACK]	20"	20"	20"	20"	20"	20"	20"	20"	20"
	DEPTH [NO BACK]	24"	24"	24"	24"	24"	24"	24"	24"	24"


U-SHAPE [NO ARMS]	DIMENSIONS	4x2	4x3	4x4
OVERALL	HEIGHT [MIDBACK]	30"	30"	30"
	HEIGHT [HIGHBACK]	34"	34"	34"
	WIDTH	102"	102"	102"
	DEPTH	51"	75"	99"
SEAT	HEIGHT	18"	18"	18"
	WIDTH [PER SEAT]	24"	24"	24"
	DEPTH [WITH BACK]	20"	20"	20"
	DEPTH [NO BACK]	24"	24"	24"

CONSOLES [NO ARMS]	DIMENSIONS	TWO SEATER LINEAR	FOUR SEATER LINEAR	FOUR SEATER BACK TO BACK
OVERALL	HEIGHT [MIDBACK]	48"	48"	48"
	HEIGHT [HIGHBACK]	48"	48"	48"
	WIDTH	72"	144"	72"
	DEPTH	28"	28"	56"
SEAT	HEIGHT	18"	18"	18"
	WIDTH [PER SEAT]	24"	24"	24"
	DEPTH	20"	20"	20"
BACK	HEIGHT [MIDBACK]	12"	12"	12"
	HEIGHT [HIGHBACK]	16"	16"	16"
	WIDTH [PER BACK]	24"	24"	24"

END OPTIONS	DIMENSIONS	LOW WIDE ARM	HIGH WIDE ARM	LOW NARROW ARM	HIGH NARROW ARM	12" PLATFORM	BENT PLY
	HEIGHT [FROM FLOOR]	24"	30"	24"	30"	13"	24.5"
	HEIGHT [FROM SEAT]	6"	12"	6"	12"	5" BELOW SEAT	6.5"
	WIDTH	12"	12"	6"	6"	12"	12"
	DEPTH	28"	28"	28"	28"	24"	28"

SCREENS	TYPE	HEIGHT
	PARTIAL	48"
	FULL	48"
	SURROUND	48"

EXCHANGE® CUSTOMER OWN MATERIAL



LINEAR [NO ARMS]	COMPONENT	ONE SEATER	TWO SEATER	THREE SEATER	FOUR SEATER	FIVE SEATER**	SIX SEATER	SEVEN SEATER	EIGHT SEATER
COM VALUES [YARDS]	FULL UNIT [NO ARMS]	3.75	7.5	11.25	15	18.75	22.5	26.25	30
	SEAT	1.75	3.5	5.25	7	8.75	10.5	12.25	14
	MIDBACK	1.75	3.5	5.25	7	8.75	10.5	12.25	14
	HIGHBACK	2	4	6	8	10	12	14	16
	PARTIAL SCREEN	1.75	3	4.25	5.75	7	8.5	9.75	11
	FULL SCREEN	3	4.25	5.75	7	8.5	9.75	11	12.5
	SURROUND SCREEN	7	8.25	9.75	11	12.5	13.75	15	16.5

L-SHAPE [NO ARMS]	COMPONENT	2x2	2x3	2x4	3x2	3x3	3x4	4x2	4x3	4x4
COM VALUES [YARDS]	FULL UNIT [NO ARMS]	12.25	15.75	19.25	15.75	19.25	22.75	19.25	22.75	26.25
	SEAT	5.25	7	8.75	7	8.75	10.5	8.75	10.5	12.25
	MIDBACK	7	8.75	10.5	8.75	10.5	12.25	10.5	12.25	14
	HIGHBACK	8	10	12	10	12	14	12	14	16
	PARTIAL SCREEN	3.5	4.75	6.5	4.75	6	7.5	6.5	7.5	8.5
	FULL SCREEN	8.75	10	11.75	10	11	12.75	11.75	12.75	13.75
	SURROUND SCREEN	13	14	15.75	14	15	16.5	15.75	16.5	17.75

U-SHAPE [NO ARMS]	COMPONENT	4x2	4x3	4x4
COM VALUES [YARDS]	FULL UNIT [NO ARMS]	24.5	31.5	38.5
	SEAT	10.5	14	17.5
	MIDBACK	14	17.5	21
	HIGHBACK	16	20	24
	PARTIAL SCREEN	6.5	7.5	8.5
	FULL SCREEN	9.75	12.5	11.5
	SURROUND SCREEN	16	16.5	15.5

CONSOLES [NO ARMS]	COMPONENT	TWO SEATER LINEAR	FOUR SEATER LINEAR	FOUR SEATER BACK TO BACK
COM VALUES [YARDS]	FULL UNIT [NO ARMS PARTIAL SCREEN]	12.8	25.6	21.3
	SEAT	3.5	7	7
	MIDBACK	3.5	7	7
	HIGHBACK	4	8	8
	PARTIAL SCREEN	5.8	11.6	7.3
	FULL SCREEN	7	13.1	8.6
	SURROUND SCREEN	10.6	16.7	12.2

END OPTIONS	COM VALUE [YARDS]
LOW NARROW ARM	1.25 [PER ARM]
HIGH NARROW ARM	1.75 [PER ARM]
LOW WIDE ARM	1.5 [PER ARM]
HIGH WIDE ARM	1.75 [PER ARM]



EXCHANGE® ONE-SEATER

DESIGN | NICK GILLISSIE GSA SIN | 711-17

BASE PRICE | \$1,372
E1011-NA

*ARM PRICES LISTED AS SINGLE ARM ONLY

Code	Grade 1	Grade 2/ COM	Grade 3	Grade 4/ COL	Grade 5	Grade 6	Grade 7	Grade 8	Leather 1	Leather 2	Leather 3
SEAT + OTTOMAN	\$868	\$917	\$949	\$991	\$1,027	\$1,092	\$1,166	\$1,248	\$1,427	\$1,507	\$1,747
MIDBACK	\$504	\$553	\$585	\$627	\$663	\$728	\$802	\$884	\$1,063	\$1,143	\$1,383
HIGHBACK	\$654	\$710	\$746	\$794	\$836	\$910	\$994	\$1,088	\$1,293	\$1,384	\$1,658
LOW WIDE ARM*	\$410	\$452	\$479	\$515	\$547	\$602	\$665	\$736	\$889	\$958	\$1,163
LOW NARROW ARM*	\$338	\$373	\$396	\$426	\$452	\$498	\$551	\$609	\$737	\$794	\$966
HIGH WIDE ARM*	\$514	\$563	\$595	\$637	\$673	\$738	\$812	\$894	\$1,073	\$1,153	\$1,393
HIGH NARROW ARM*	\$431	\$480	\$512	\$554	\$590	\$655	\$729	\$811	\$990	\$1,070	\$1,310
PARTIAL SCREEN	\$192	\$241	\$273	\$315	\$351	\$416	\$490	\$572	\$751	\$831	\$1,071
FULL SCREEN	\$384	\$468	\$522	\$594	\$657	\$768	\$894	\$1,035	\$1,343	\$1,479	\$1,890
SURROUND SCREEN	\$832	\$1,028	\$1,154	\$1,322	\$1,469	\$1,728	\$2,022	\$2,351	\$3,069	\$3,387	\$4,346

NOTES

- See page 46 for general features and notes
- See page 47-48 for dimensions and customers own material yardage
- Linking Ends can be paired with any other End option. All Arms or 12" Platform Ends must be paired with either the same on the opposite end or a Linking end.
- Refer to Application Guide for rules on using linking ends

SERIES	E1	Exchange Linear	CODE	1	Highback	CODE	X	Ottoman	\$
BACK STYLE	0	Midback	1	Highback		X	Ottoman	VAR	
LEG	11	One-Seater							-
END OPTION	LNA	No Arm - Left End	RNA	No Arm - Right End					-
	LLK	Linking End - Left End	RLK	Linking End - Right End					VAR
	LLW	Low Wide - Left End	RLW	Low Wide - Right End					VAR
	LLN	Low Narrow - Left End	RLN	Low Narrow - Right End					VAR
	LHW	High Wide - Left End	RHW	High Wide - Right End					VAR
	LHN	High Narrow - Left End	RHN	High Narrow - Right End					VAR
	LPT	12" Platform - Left End [Includes Laminate Upcharge]	RPT	12" Platform - Right End [Includes Laminate Upcharge]					\$950
	LBP	Bent Ply - Left End [Includes Power + Laminate Upcharge]	RBP	Bent Ply - Right End [Includes Power + Laminate Upcharge]					\$1,500
ARM SURFACE	WH	White***	CL	Clay	WW	Washed Wood			\$340
	NT	Natural	TA	Taupe	WL	Light Wood			\$340
	FO	Fog***	EA	Earth	WM	Medium Wood***			\$340
	MS	Mist	BK	Black	WS	Slate Wood			\$340
					WD	Dark Wood			\$340
LEG POSITION	US	Under Seat [Ottoman and No Arms Only]	UA	Under Arm [not available for Ottoman]					
LEG TYPE	SL	Standard Leg							-
	WL	Wire Leg [Chrome Only] [for painted contact Sales Support]							\$465
	LO	Wood Leg [Light Oak]	MO	Wood Leg [Medium Oak]	DO	Wood Leg [Dark Oak]			\$135
PAINT FINISH	MON	Matte Onyx	MSK	Matte Smoke					-
[will reflect all painted components]	PON	Onyx	PSK	Smoke	PHZ	Haze***			-
	PCT	Cotton***	PCU	Currant	PMI	Midnight			-
	PPO	Pottery***							-
POWER FINISH	O	Matte Onyx	C	Matte Cloud	S	Matte Smoke			-
POWER LOCATION	L	Power USB Single Left Arm	R	Power USB Single Right Arm					\$250
Code: Combine color + side Example CR = Cloud Single Right Arm FOR DUAL POWER SPECIFY LEFT AND RIGHT ARM									
SCREEN TYPE	PS	Partial Screen	FS	Full Screen*	SS	Surround Screen*			VAR
FREIGHT OPTIONS	BW	Blanket Wrapped Fully Assembled [25 seat min]							\$75
	PA	Partially Assembled							\$100
FREIGHT REQUIREMENTS	AS	Allseating Standard							-
	FQ	Special Freight Instructions**							VAR
	GD	Guaranteed Delivery**							VAR

* Available with matching ARMS only

** Call for Quote


***Laminate and Paint finishes for Bent Ply Ends

TO ORDER SIMPLY FILL IN THE BLANKS

- -

SERIES BACK STYLE LEG END OPTION END OPTION ARM SURFACE LEG POSITION LEG TYPE PAINT FINISH POWER FINISH+LOCATION SCREEN TYPE FREIGHT OPTION FREIGHT REQUIREMENTS FABRIC CODE
Please refer to allseating.com for fabric codes.

INGO
ALORA
PILLOWS
ASTUTE
ATTUNE
AVES
CHIROGHI
DART
DOVE
EIGHTY-TWO
ENTAIL
EQUATION
EXCHANGE
FOSTER
INERTIA
INMATE
JIF
L1
LENO
MANTRA
PARIA
PRESTO
RAINBOW
REQUISITE
RSS
RUHE
THERAPOD
TUCK
WARSON
YOU
ZIP



EXCHANGE® TWO-SEATER

DESIGN | NICK GILLISSIE GSA SIN | 711-17

BASE PRICE | \$2,744
E1012-NA

*ARM PRICES LISTED AS SINGLE ARM ONLY

Code	Grade 1	Grade 2/ COM	Grade 3	Grade 4/ COL	Grade 5	Grade 6	Grade 7	Grade 8	Leather 1	Leather 2	Leather 3
SEAT + BENCH	\$1,736	\$1,834	\$1,897	\$1,981	\$2,055	\$2,184	\$2,331	\$2,496	\$2,854	\$3,014	\$3,493
MIDBACK	\$1,008	\$1,106	\$1,169	\$1,253	\$1,327	\$1,456	\$1,603	\$1,768	\$2,126	\$2,286	\$2,765
HIGHBACK	\$1,308	\$1,420	\$1,492	\$1,588	\$1,672	\$1,820	\$1,988	\$2,176	\$2,586	\$2,768	\$3,316
LOW WIDE ARM*	\$410	\$452	\$479	\$515	\$547	\$602	\$665	\$736	\$889	\$958	\$1,163
LOW NARROW ARM*	\$338	\$373	\$396	\$426	\$452	\$498	\$551	\$609	\$737	\$794	\$966
HIGH WIDE ARM*	\$514	\$563	\$595	\$637	\$673	\$738	\$812	\$894	\$1,073	\$1,153	\$1,393
HIGH NARROW ARM*	\$431	\$480	\$512	\$554	\$590	\$655	\$729	\$811	\$990	\$1,070	\$1,310
PARTIAL SCREEN	\$384	\$468	\$522	\$594	\$657	\$768	\$894	\$1,035	\$1,343	\$1,479	\$1,890
FULL SCREEN	\$576	\$695	\$772	\$874	\$963	\$1,120	\$1,299	\$1,498	\$1,934	\$2,127	\$2,710
SURROUND SCREEN	\$1,024	\$1,255	\$1,404	\$1,602	\$1,775	\$2,080	\$2,427	\$2,814	\$3,660	\$4,035	\$5,166

NOTES

- See page 46 for general features and notes
- See page 47-48 for dimensions and customers own material yardage

SERIES	E1	Exchange Linear	CODE	1	Highback	CODE	X	Bench	\$
BACK STYLE	0	Midback	1	Highback		X	Bench	VAR	
LEG	12	Two-Seater							-
END OPTION	LNA	No Arm - Left End	RNA	No Arm - Right End					-
	LLK	Linking End - Left End	RLK	Linking End - Right End					VAR
	LLW	Low Wide - Left End	RLW	Low Wide - Right End					VAR
	LLN	Low Narrow - Left End	RLN	Low Narrow - Right End					VAR
	LHW	High Wide - Left End	RHW	High Wide - Right End					VAR
	LHN	High Narrow - Left End	RHN	High Narrow - Right End					VAR
	LPT	12" Platform - Left End [Includes Laminate Upcharge]	RPT	12" Platform - Right End [Includes Laminate Upcharge]					\$950
	LBP	Bent Ply - Left End [Includes Power + Laminate Upcharge]	RBP	Bent Ply - Right End [Includes Power + Laminate Upcharge]					\$1,500
ARM SURFACE	WH	White***	CL	Clay	WW	Washed Wood			\$340
	NT	Natural	TA	Taupe	WL	Light Wood			\$340
	FO	Fog***	EA	Earth	WM	Medium Wood***			\$340
	MS	Mist	BK	Black	WS	Slate Wood			\$340
					WD	Dark Wood			\$340
LEG POSITION	US	Under Seat [Bench + Narrow Arms Only]	UA	Under Arm [not available for Bench]					
LEG TYPE	SL	Standard Leg							-
	WL	Wire Leg [Chrome Only] [for painted contact Sales Support]							\$465
	LO	Wood Leg [Light Oak]	MO	Wood Leg [Medium Oak]	DO	Wood Leg [Dark Oak]			\$135
PAINT FINISH [will reflect all painted components]	MON	Matte Onyx	MSK	Matte Smoke					-
	PON	Onyx	PSK	Smoke	PHZ	Haze***			-
	PCT	Cotton***	PCU	Currant	PMI	Midnight			-
	PPO	Pottery***							-
POWER FINISH	O	Matte Onyx	C	Matte Cloud	S	Matte Smoke			-
POWER LOCATION Code: Combine color + side Example CR = Cloud Single Right Arm FOR DUAL POWER SPECIFY LEFT AND RIGHT ARM	L	Power USB Single Left Arm	R	Power USB Single Right Arm					\$250
SCREEN TYPE	PS	Partial Screen	FS	Full Screen*	SS	Surround Screen*			VAR
FREIGHT OPTIONS	BW	Blanket Wrapped Fully Assembled [25 seat min]							\$150
	PA	Partially Assembled							\$200
FREIGHT REQUIREMENTS	AS	Allseating Standard							-
	FQ	Special Freight Instructions**							VAR
	GD	Guaranteed Delivery**							VAR

* Available with matching ARMS only

** Call for Quote


***Laminate and Paint finishes for Bent Ply Ends

TO ORDER SIMPLY FILL IN THE BLANKS

- - - - - - - - - - - - - -

SERIES BACK STYLE LEG END OPTION END OPTION ARM SURFACE LEG POSITION LEG TYPE PAINT FINISH POWER FINISH+LOCATION SCREEN TYPE FREIGHT OPTION FREIGHT REQUIREMENTS FABRIC CODE
Please refer to allseating.com for fabric codes.

INGO
ALORA
PILLOWS
ASTUTE
ATTUNE
AVES
CHIROGHI
DART
DOVE
EIGHTY-TWO
ENTAIL
EQUATION
EXCHANGE
FOSTER
INERTIA
INMATE
JIF
L1
LENO
MANTRA
PARIA
PRESTO
RAINBOW
REQUISITE
RSS
RUHE
THERAPOD
TUCK
WATSON
YOU
ZIP



EXCHANGE® THREE SEATER

DESIGN | NICK GILLISSIE GSA SIN | 711-17

BASE PRICE | \$4,116
E1013-NA

*ARM PRICES LISTED AS SINGLE ARM ONLY

Code	Grade 1	Grade 2/ COM	Grade 3	Grade 4/ COL	Grade 5	Grade 6	Grade 7	Grade 8	Leather 1	Leather 2	Leather 3
SEAT + BENCH	\$2,604	\$2,751	\$2,846	\$2,972	\$3,082	\$3,276	\$3,497	\$3,743	\$4,281	\$4,520	\$5,240
MIDBACK	\$1,512	\$1,659	\$1,754	\$1,880	\$1,990	\$2,184	\$2,405	\$2,651	\$3,189	\$3,428	\$4,148
HIGHBACK	\$1,962	\$2,130	\$2,238	\$2,382	\$2,508	\$2,730	\$2,982	\$3,264	\$3,879	\$4,152	\$4,974
LOW WIDE ARM*	\$410	\$452	\$479	\$515	\$547	\$602	\$665	\$736	\$889	\$958	\$1,163
LOW NARROW ARM*	\$338	\$373	\$396	\$426	\$452	\$498	\$551	\$609	\$737	\$794	\$966
HIGH WIDE ARM*	\$514	\$563	\$595	\$637	\$673	\$738	\$812	\$894	\$1,073	\$1,153	\$1,393
HIGH NARROW ARM*	\$431	\$480	\$512	\$554	\$590	\$655	\$729	\$811	\$990	\$1,070	\$1,310
PARTIAL SCREEN	\$576	\$695	\$772	\$874	\$963	\$1,120	\$1,299	\$1,498	\$1,934	\$2,127	\$2,710
FULL SCREEN	\$768	\$929	\$1,033	\$1,171	\$1,291	\$1,504	\$1,746	\$2,106	\$2,605	\$2,867	\$3,655
SURROUND SCREEN	\$1,216	\$1,489	\$1,665	\$1,899	\$2,103	\$2,464	\$2,874	\$3,332	\$4,331	\$4,775	\$6,111

NOTES

- See page 46 for general features and notes
- See page 47-48 for dimensions and customers own material yardage

SERIES	E1	Exchange Linear	CODE	1	Highback	CODE	X	Bench	\$
BACK STYLE	0	Midback							VAR
LEG	13	Three-Seater							-
END OPTION	LNA	No Arm - Left End	RNA	No Arm - Right End					-
	LLK	Linking End - Left End	RLK	Linking End - Right End					VAR
	LLW	Low Wide - Left End	RLW	Low Wide - Right End					VAR
	LLN	Low Narrow - Left End	RLN	Low Narrow - Right End					VAR
	LHW	High Wide - Left End	RHW	High Wide - Right End					VAR
	LHN	High Narrow - Left End	RHN	High Narrow - Right End					VAR
	LPT	12" Platform - Left End [Includes Laminate Upcharge]	RPT	12" Platform - Right End [Includes Laminate Upcharge]					\$950
	LBP	Bent Ply - Left End [Includes Power + Laminate Upcharge]	RBP	Bent Ply - Right End [Includes Power + Laminate Upcharge]					\$1,500
ARM SURFACE	WH	White***	CL	Clay	WW	Washed Wood			\$340
	NT	Natural	TA	Taupe	WL	Light Wood			\$340
	FO	Fog***	EA	Earth	WM	Medium Wood***			\$340
	MS	Mist	BK	Black	WS	Slate Wood			\$340
					WD	Dark Wood			\$340
LEG POSITION	US	Under Seat [Bench + Narrow Arms Only]	UA	Under Arm [not available for Bench]					
LEG TYPE	SL	Standard Leg							-
	WL	Wire Leg [Chrome Only] [for painted contact Sales Support]							\$465
	LO	Wood Leg [Light Oak]	MO	Wood Leg [Medium Oak]	DO	Wood Leg [Dark Oak]			\$135
PAINT FINISH [will reflect all painted components]	MON	Matte Onyx	MSK	Matte Smoke					-
	PON	Onyx	PSK	Smoke	PHZ	Haze***			-
	PCT	Cotton***	PCU	Currant	PMI	Midnight			-
	PPO	Pottery***							-
POWER FINISH	O	Matte Onyx	C	Matte Cloud	S	Matte Smoke			-
POWER LOCATION Code: Combine color + side Example CR = Cloud Single Right Arm FOR DUAL POWER SPECIFY LEFT AND RIGHT ARM	L	Power USB Single Left Arm	R	Power USB Single Right Arm					\$250
SCREEN TYPE	PS	Partial Screen	FS	Full Screen*	SS	Surround Screen*			VAR
FREIGHT OPTIONS	BW	Blanket Wrapped Fully Assembled [25 seat min]							\$225
	PA	Partially Assembled							\$300
FREIGHT REQUIREMENTS	AS	Allseating Standard							-
	FQ	Special Freight Instructions**							VAR
	GD	Guaranteed Delivery**							VAR

* Available with matching ARMS only

** Call for Quote


***Laminate and Paint finishes for Bent Ply Ends

TO ORDER SIMPLY FILL IN THE BLANKS

- - - - - - - - - - - - - -

SERIES BACK STYLE LEG END OPTION END OPTION ARM SURFACE LEG POSITION LEG TYPE PAINT FINISH POWER FINISH+LOCATION SCREEN TYPE FREIGHT OPTION FREIGHT REQUIREMENTS FABRIC CODE
Please refer to allseating.com for fabric codes.

ING
ALORA
PILLOWS
ASTUTE
ATTUNE
AVES
CHIROFORM
DART
DOVE
EIGHTY-TWO
ENTAIL
EQUATION
EXCHANGE
FOSTER
INERTIA
INMATE
JIF
L1
LENO
MANTRA
PARIA
PRESTO
RAINBOW
REQUISITE
RSS
RUHE
THERAPOD
TUCK
WATSON
YOU
ZIP



EXCHANGE® FOUR-SEATER

DESIGN | NICK GILLISSIE GSA SIN | 711-17

BASE PRICE | \$5,488
E1014-NA

*ARM PRICES LISTED AS SINGLE ARM ONLY

Code	Grade 1	Grade 2/ COM	Grade 3	Grade 4/ COL	Grade 5	Grade 6	Grade 7	Grade 8	Leather 1	Leather 2	Leather 3
SEAT + BENCH	\$3,472	\$3,668	\$3,794	\$3,962	\$4,109	\$4,368	\$4,662	\$4,991	\$5,709	\$6,027	\$6,986
MIDBACK	\$2,016	\$2,212	\$2,338	\$2,506	\$2,653	\$2,912	\$3,206	\$3,535	\$4,253	\$4,571	\$5,530
HIGHBACK	\$2,616	\$2,840	\$2,984	\$3,176	\$3,344	\$3,640	\$3,976	\$4,352	\$5,172	\$5,536	\$6,632
LOW WIDE ARM*	\$410	\$452	\$479	\$515	\$547	\$602	\$665	\$736	\$889	\$958	\$1,163
LOW NARROW ARM*	\$338	\$373	\$396	\$426	\$452	\$498	\$551	\$609	\$737	\$794	\$966
HIGH WIDE ARM*	\$514	\$563	\$595	\$637	\$673	\$738	\$812	\$894	\$1,073	\$1,153	\$1,393
HIGH NARROW ARM*	\$431	\$480	\$512	\$554	\$590	\$655	\$729	\$811	\$990	\$1,070	\$1,310
PARTIAL SCREEN	\$768	\$929	\$1,033	\$1,171	\$1,291	\$1,504	\$1,746	\$2,016	\$2,605	\$2,867	\$3,655
FULL SCREEN	\$960	\$1,156	\$1,282	\$1,450	\$1,597	\$1,856	\$2,150	\$2,479	\$3,197	\$3,515	\$4,474
SURROUND SCREEN	\$1,408	\$1,716	\$1,914	\$2,178	\$2,409	\$2,816	\$3,278	\$3,795	\$4,923	\$5,423	\$6,930

NOTES

- See page 46 for general features and notes
- See page 47-48 for dimensions and customers own material yardage

SERIES	E1	Exchange Linear	CODE	1	Highback	CODE	X	Bench	\$
BACK STYLE	0	Midback							VAR
LEG	14	Four-Seater							-
END OPTION	LNA	No Arm - Left End	RNA	No Arm - Right End					-
	LLK	Linking End - Left End	RLK	Linking End - Right End					VAR
	LLW	Low Wide - Left End	RLW	Low Wide - Right End					VAR
	LLN	Low Narrow - Left End	RLN	Low Narrow - Right End					VAR
	LHW	High Wide - Left End	RHW	High Wide - Right End					VAR
	LHN	High Narrow - Left End	RHN	High Narrow - Right End					VAR
	LPT	12" Platform - Left End [Includes Laminate Upcharge]	RPT	12" Platform - Right End [Includes Laminate Upcharge]					\$950
	LBP	Bent Ply - Left End [Includes Power + Laminate Upcharge]	RBP	Bent Ply - Right End [Includes Power + Laminate Upcharge]					\$1,500
ARM SURFACE	WH	White***	CL	Clay	WW	Washed Wood			\$340
	NT	Natural	TA	Taupe	WL	Light Wood			\$340
	FO	Fog***	EA	Earth	WM	Medium Wood***			\$340
	MS	Mist	BK	Black	WS	Slate Wood			\$340
					WD	Dark Wood			\$340
LEG POSITION	US	Under Seat [Bench + Narrow Arms Only]	UA	Under Arm [not available for Bench]					
LEG TYPE	SL	Standard Leg							-
	WL	Wire Leg [Chrome Only] [for painted contact Sales Support]							\$465
	LO	Wood Leg [Light Oak]	MO	Wood Leg [Medium Oak]	DO	Wood Leg [Dark Oak]			\$135
PAINT FINISH [will reflect all painted components]	MON	Matte Onyx	MSK	Matte Smoke					-
	PON	Onyx	PSK	Smoke	PHZ	Haze***			-
	PCT	Cotton***	PCU	Currant	PMI	Midnight			-
	PPO	Pottery***							-
POWER FINISH	O	Matte Onyx	C	Matte Cloud	S	Matte Smoke			-
POWER LOCATION Code: Combine color + side Example CR = Cloud Single Right Arm FOR DUAL POWER SPECIFY LEFT AND RIGHT ARM	L	Power USB Single Left Arm	R	Power USB Single Right Arm					\$250
SCREEN TYPE	PS	Partial Screen	FS	Full Screen*	SS	Surround Screen*			VAR
FREIGHT OPTIONS	BW	Blanket Wrapped Fully Assembled [25 seat min]							\$300
	PA	Partially Assembled							\$400
FREIGHT REQUIREMENTS	AS	Allseating Standard							-
	FQ	Special Freight Instructions**							VAR
	GD	Guaranteed Delivery**							VAR

* Available with matching ARMS only

** Call for Quote

***Laminate and Paint finishes for Bent Ply Ends

TO ORDER SIMPLY FILL IN THE BLANKS

E1 - [] - 14 - L - R - [] - [] - [] - [] - [] - [] - [] - [] - [] - []

SERIES BACK STYLE LEG END OPTION END OPTION ARM SURFACE LEG POSITION LEG TYPE PAINT FINISH POWER FINISH+LOCATION SCREEN TYPE FREIGHT OPTION FREIGHT REQUIREMENTS FABRIC CODE
Please refer to allseating.com for fabric codes.

ING
ALORA
PILLOWS
ASTUTE
ATTUNE
AVES
CHIROGRI
DART
DOVE
EIGHTY-TWO
ENTAIL
EQUATION
EXCHANGE
FOSTER
INERTIA
INMATE
JIF
L1
LEIO
MANTHA
PARIA
PRESTO
RAINBOW
REQUISITE
RSS
RUHE
THERAPOD
TUCK
WATSON
YOU
ZIP



EXCHANGE® FIVE-SEATER

DESIGN | NICK GILLISSIE GSA SIN | 711-17

BASE PRICE | \$6,860
E1015-NA

*ARM PRICES LISTED AS SINGLE ARM ONLY

Code	Grade 1	Grade 2/ COM	Grade 3	Grade 4/ COL	Grade 5	Grade 6	Grade 7	Grade 8	Leather 1	Leather 2	Leather 3
SEAT + BENCH	\$4,340	\$4,585	\$4,743	\$4,953	\$5,136	\$5,460	\$5,828	\$6,239	\$7,136	\$7,534	\$8,733
MIDBACK	\$2,520	\$2,765	\$2,923	\$3,133	\$3,316	\$3,640	\$4,008	\$4,419	\$5,316	\$5,714	\$6,913
HIGHBACK	\$3,270	\$3,550	\$3,730	\$3,970	\$4,180	\$4,550	\$4,970	\$5,440	\$6,465	\$6,920	\$8,290
LOW WIDE ARM*	\$410	\$452	\$479	\$515	\$547	\$602	\$665	\$736	\$889	\$958	\$1,163
LOW NARROW ARM*	\$338	\$373	\$396	\$426	\$452	\$498	\$551	\$609	\$737	\$794	\$966
HIGH WIDE ARM*	\$514	\$563	\$595	\$637	\$673	\$738	\$812	\$894	\$1,073	\$1,153	\$1,393
HIGH NARROW ARM*	\$431	\$480	\$512	\$554	\$590	\$655	\$729	\$811	\$990	\$1,070	\$1,310
PARTIAL SCREEN	\$960	\$1,156	\$1,282	\$1,450	\$1,597	\$1,856	\$2,150	\$2,479	\$3,197	\$3,515	\$4,474
FULL SCREEN	\$1,152	\$1,390	\$1,543	\$1,747	\$1,926	\$2,240	\$2,597	\$2,997	\$3,868	\$4,255	\$5,419
SURROUND SCREEN	\$1,600	\$1,950	\$2,175	\$2,475	\$2,738	\$3,200	\$3,725	\$4,313	\$5,594	\$6,163	\$7,875

NOTES

- See page 46 for general features and notes
- See page 47-48 for dimensions and customers own material yardage

SERIES	E1	Exchange Linear	CODE	1	Highback	CODE	X	Bench	\$
BACK STYLE	0	Midback	1	Highback		X	Bench		VAR
LEG	15	Five-Seater							-
END OPTION	LNA	No Arm - Left End	RNA	No Arm - Right End					-
	LLK	Linking End - Left End	RLK	Linking End - Right End					VAR
	LLW	Low Wide - Left End	RLW	Low Wide - Right End					VAR
	LLN	Low Narrow - Left End	RLN	Low Narrow - Right End					VAR
	LHW	High Wide - Left End	RHW	High Wide - Right End					VAR
	LHN	High Narrow - Left End	RHN	High Narrow - Right End					VAR
	LPT	12" Platform - Left End [Includes Laminate Upcharge]	RPT	12" Platform - Right End [Includes Laminate Upcharge]					\$950
	LBP	Bent Ply - Left End [Includes Power + Laminate Upcharge]	RBP	Bent Ply - Right End [Includes Power + Laminate Upcharge]					\$1,500
ARM SURFACE	WH	White***	CL	Clay	WW	Washed Wood			\$340
	NT	Natural	TA	Taupe	WL	Light Wood			\$340
	FO	Fog***	EA	Earth	WM	Medium Wood***			\$340
	MS	Mist	BK	Black	WS	Slate Wood			\$340
					WD	Dark Wood			\$340
LEG POSITION	US	Under Seat [Bench + Narrow Arms Only]	UA	Under Arm [not available for Bench]					
LEG TYPE	SL	Standard Leg							-
	WL	Wire Leg [Chrome Only] [for painted contact Sales Support]							\$465
	LO	Wood Leg [Light Oak]	MO	Wood Leg [Medium Oak]	DO	Wood Leg [Dark Oak]			\$135
PAINT FINISH [will reflect all painted components]	MON	Matte Onyx	MSK	Matte Smoke					-
	PON	Onyx	PSK	Smoke	PHZ	Haze***			-
	PCT	Cotton***	PCU	Currant	PMI	Midnight			-
	PPO	Pottery***							-
POWER FINISH	O	Matte Onyx	C	Matte Cloud	S	Matte Smoke			-
POWER LOCATION	L	Power USB Single Left Arm	R	Power USB Single Right Arm					\$250
Code: Combine color + side Example CR = Cloud Single Right Arm									
FOR DUAL POWER SPECIFY LEFT AND RIGHT ARM									
SCREEN TYPE	PS	Partial Screen	FS	Full Screen*	SS	Surround Screen*			VAR
FREIGHT OPTIONS	BW	Blanket Wrapped Fully Assembled [25 seat min]							\$375
	PA	Partially Assembled							\$500
FREIGHT REQUIREMENTS	AS	Allseating Standard							-
	FQ	Special Freight Instructions**							VAR
	GD	Guaranteed Delivery**							VAR

* Available with matching ARMS only

** Call for Quote

***Laminate and Paint finishes for Bent Ply Ends

TO ORDER SIMPLY FILL IN THE BLANKS

- - - - - - - - - - - - - -

SERIES BACK STYLE LEG END OPTION END OPTION ARM SURFACE LEG POSITION LEG TYPE PAINT FINISH POWER FINISH+LOCATION SCREEN TYPE FREIGHT OPTION FREIGHT REQUIREMENTS FABRIC CODE
Please refer to allseating.com for fabric codes.



ING
ALORA
PILLOWS
ASTUTE
ATTUNE
AVES
CHIROFORM
DART
DOVE
EIGHTY-TWO
ENTAIL
EQUATION
EXCHANGE
FOSTER
INERTIA
INMATE
JIF
L1
LENO
MANTRA
PARIA
PRESTO
RAINBOW
REQUISITE
RSS
RUHE
THERAPOD
TUCK
WATSON
YOU
ZIP



EXCHANGE® SIX-SEATER

DESIGN | NICK GILLISSIE GSA SIN | 711-17

BASE PRICE | \$8,232 E1016-NA

*ARM PRICES LISTED AS SINGLE ARM ONLY

Code	Grade 1	Grade 2/ COM	Grade 3	Grade 4/ COL	Grade 5	Grade 6	Grade 7	Grade 8	Leather 1	Leather 2	Leather 3
SEAT + BENCH	\$5,208	\$5,502	\$5,691	\$5,943	\$6,164	\$6,552	\$6,993	\$7,487	\$8,563	\$9,041	\$10,479
MIDBACK	\$3,024	\$3,318	\$3,507	\$3,759	\$3,980	\$4,368	\$4,809	\$5,303	\$6,379	\$6,857	\$8,295
HIGHBACK	\$3,924	\$4,260	\$4,476	\$4,764	\$5,016	\$5,460	\$5,964	\$6,528	\$7,758	\$8,304	\$9,948
LOW WIDE ARM*	\$410	\$452	\$479	\$515	\$547	\$602	\$665	\$736	\$889	\$958	\$1,163
LOW NARROW ARM*	\$338	\$373	\$396	\$426	\$452	\$498	\$551	\$609	\$737	\$794	\$966
HIGH WIDE ARM*	\$514	\$563	\$595	\$637	\$673	\$738	\$812	\$894	\$1,073	\$1,153	\$1,393
HIGH NARROW ARM*	\$431	\$480	\$512	\$554	\$590	\$655	\$729	\$811	\$990	\$1,070	\$1,310
PARTIAL SCREEN	\$1,152	\$1,390	\$1,543	\$1,747	\$1,926	\$2,240	\$2,597	\$2,997	\$3,868	\$4,255	\$5,419
FULL SCREEN	\$1,344	\$1,617	\$1,793	\$2,027	\$2,231	\$2,592	\$3,002	\$3,460	\$4,459	\$4,903	\$6,239
SURROUND SCREEN	\$1,792	\$2,177	\$2,425	\$2,755	\$3,043	\$3,552	\$4,130	\$4,776	\$6,185	\$6,811	\$8,695

NOTES

- See page 46 for general features and notes
- See page 47-48 for dimensions and customers own material yardage

SERIES	E1	Exchange Linear	CODE	1	Highback	CODE	X	Bench	\$
BACK STYLE	0	Midback							VAR
LEG	16	Six-Seater							-
END OPTION	LNA	No Arm - Left End	RNA	No Arm - Right End					-
	LLK	Linking End - Left End	RLK	Linking End - Right End					VAR
	LLW	Low Wide - Left End	RLW	Low Wide - Right End					VAR
	LLN	Low Narrow - Left End	RLN	Low Narrow - Right End					VAR
	LHW	High Wide - Left End	RHW	High Wide - Right End					VAR
	LHN	High Narrow - Left End	RHN	High Narrow - Right End					VAR
	LPT	12" Platform - Left End [Includes Laminate Upcharge]	RPT	12" Platform - Right End [Includes Laminate Upcharge]					\$950
	LBP	Bent Ply - Left End [Includes Power + Laminate Upcharge]	RBP	Bent Ply - Right End [Includes Power + Laminate Upcharge]					\$1,500
ARM SURFACE	WH	White***	CL	Clay	WW	Washed Wood			\$340
	NT	Natural	TA	Taupe	WL	Light Wood			\$340
	FO	Fog***	EA	Earth	WM	Medium Wood***			\$340
	MS	Mist	BK	Black	WS	Slate Wood			\$340
					WD	Dark Wood			\$340
LEG POSITION	US	Under Seat [Bench + Narrow Arms Only]	UA	Under Arm [not available for Bench]					
LEG TYPE	SL	Standard Leg							-
	WL	Wire Leg [Chrome Only] [for painted contact Sales Support]							\$465
	LO	Wood Leg [Light Oak]	MO	Wood Leg [Medium Oak]	DO	Wood Leg [Dark Oak]			\$135
PAINT FINISH [will reflect all painted components]	MON	Matte Onyx	MSK	Matte Smoke					-
	PON	Onyx	PSK	Smoke	PHZ	Haze***			-
	PCT	Cotton***	PCU	Currant	PMI	Midnight			-
	PPO	Pottery***							-
POWER FINISH	O	Matte Onyx	C	Matte Cloud	S	Matte Smoke			-
POWER LOCATION	L	Power USB Single Left Arm	R	Power USB Single Right Arm					\$250
Code: Combine color + side Example CR = Cloud Single Right Arm									
FOR DUAL POWER SPECIFY LEFT AND RIGHT ARM									
SCREEN TYPE	PS	Partial Screen	FS	Full Screen*	SS	Surround Screen*			VAR
FREIGHT OPTIONS	BW	Blanket Wrapped Fully Assembled [25 seat min]							\$450
	PA	Partially Assembled							\$600
FREIGHT REQUIREMENTS	AS	Allseating Standard							-
	FQ	Special Freight Instructions**							VAR
	GD	Guaranteed Delivery**							VAR

* Available with matching ARMS only

** Call for Quote

***Laminate and Paint finishes for Bent Ply Ends

TO ORDER SIMPLY FILL IN THE BLANKS

- - - - - - - - - - - - - -

SERIES BACK STYLE LEG END OPTION END OPTION ARM SURFACE LEG POSITION LEG TYPE PAINT FINISH POWER FINISH+LOCATION SCREEN TYPE FREIGHT OPTION FREIGHT REQUIREMENTS FABRIC CODE
Please refer to allseating.com for fabric codes.

ING
ALORA
PILLOWS
ASTUTE
ATTUNE
AVES
CHIROGRI
DART
DOVE
EIGHTY-TWO
ENTAIL
EQUATION
EXCHANGE
FOSTER
INERTIA
INMATE
JIF
L1
LEIO
MANTRA
PARIA
PRESTO
RAINBOW
REQUISITE
RSS
RUHE
THERAPOD
TUCK
VANSON
YOU
ZIP



EXCHANGE® SEVEN-SEATER

DESIGN | NICK GILLISSIE GSA SIN | 711-17

BASE PRICE | \$9,604 E1017-NA

*ARM PRICES LISTED AS SINGLE ARM ONLY

Code	Grade 1	Grade 2/ COM	Grade 3	Grade 4/ COL	Grade 5	Grade 6	Grade 7	Grade 8	Leather 1	Leather 2	Leather 3
SEAT + BENCH	\$6,076	\$6,419	\$6,640	\$6,934	\$7,191	\$7,644	\$8,159	\$8,734	\$9,990	\$10,547	\$12,226
MIDBACK	\$3,528	\$3,871	\$4,092	\$4,386	\$4,643	\$5,096	\$5,611	\$6,186	\$7,442	\$7,999	\$9,678
HIGHBACK	\$4,578	\$4,970	\$5,222	\$5,558	\$5,852	\$6,370	\$6,958	\$7,616	\$9,051	\$9,688	\$11,606
LOW WIDE ARM*	\$410	\$452	\$479	\$515	\$547	\$602	\$665	\$736	\$889	\$958	\$1,163
LOW NARROW ARM*	\$338	\$373	\$396	\$426	\$452	\$498	\$551	\$609	\$737	\$794	\$966
HIGH WIDE ARM*	\$514	\$563	\$595	\$637	\$673	\$738	\$812	\$894	\$1,073	\$1,153	\$1,393
HIGH NARROW ARM*	\$431	\$480	\$512	\$554	\$590	\$655	\$729	\$811	\$990	\$1,070	\$1,310
PARTIAL SCREEN	\$1,344	\$1,617	\$1,793	\$2,027	\$2,231	\$2,592	\$3,002	\$3,460	\$4,459	\$4,903	\$6,239
FULL SCREEN	\$1,536	\$1,844	\$2,042	\$2,306	\$2,537	\$2,944	\$3,406	\$3,923	\$5,051	\$5,551	\$7,058
SURROUND SCREEN	\$1,984	\$2,404	\$2,674	\$3,034	\$3,349	\$3,904	\$4,534	\$5,239	\$6,777	\$7,459	\$9,514

NOTES

- See page 46 for general features and notes
- See page 47-48 for dimensions and customers own material yardage

ARM SURFACE	E1	Exchange Linear	CODE	CODE	\$		
BACK STYLE	0	Midback	1	Highback	VAR		
LEG	17	Seven-Seater			-		
END OPTION	LNA	No Arm - Left End	RNA	No Arm - Right End	-		
	LLK	Linking End - Left End	RLK	Linking End - Right End	VAR		
	LLW	Low Wide - Left End	RLW	Low Wide - Right End	VAR		
	LLN	Low Narrow - Left End	RLN	Low Narrow - Right End	VAR		
	LHW	High Wide - Left End	RHW	High Wide - Right End	VAR		
	LHN	High Narrow - Left End	RHN	High Narrow - Right End	VAR		
	LPT	12" Platform - Left End [Includes Laminate Upcharge]	RPT	12" Platform - Right End [Includes Laminate Upcharge]	\$950		
	LBP	Bent Ply - Left End [Includes Power + Laminate Upcharge]	RBP	Bent Ply - Right End [Includes Power + Laminate Upcharge]	\$1,500		
ARM SURFACE	WH	White***	CL	Clay	WW	Washed Wood	\$340
	NT	Natural	TA	Taupe	WL	Light Wood	\$340
	FO	Fog***	EA	Earth	WM	Medium Wood***	\$340
	MS	Mist	BK	Black	WS	Slate Wood	\$340
					WD	Dark Wood	\$340
LEG POSITION	US	Under Seat [Bench + Narrow Arms Only]	UA	Under Arm [not available for Bench]			
LEG TYPE	SL	Standard Leg					-
	WL	Wire Leg [Chrome Only] [for painted contact Sales Support]					\$465
	LO	Wood Leg [Light Oak]	MO	Wood Leg [Medium Oak]	DO	Wood Leg [Dark Oak]	\$135
PAINT FINISH [will reflect all painted components]	MON	Matte Onyx	MSK	Matte Smoke			-
	PON	Onyx	PSK	Smoke	PHZ	Haze***	-
	PCT	Cotton***	PCU	Currant	PMI	Midnight	-
	PPO	Pottery***					-
POWER FINISH	O	Matte Onyx	C	Matte Cloud	S	Matte Smoke	-
POWER LOCATION	L	Power USB Single Left Arm	R	Power USB Single Right Arm			\$250
Code: Combine color + side Example CR = Cloud Single Right Arm							
FOR DUAL POWER SPECIFY LEFT AND RIGHT ARM							
SCREEN TYPE	PS	Partial Screen	FS	Full Screen*	SS	Surround Screen*	VAR
FREIGHT OPTIONS	BW	Blanket Wrapped Fully Assembled [25 seat min]					\$525
	PA	Partially Assembled					\$700
FREIGHT REQUIREMENTS	AS	Allseating Standard					-
	FQ	Special Freight Instructions**					VAR
	GD	Guaranteed Delivery**					VAR

* Available with matching ARMS only

** Call for Quote

***Laminate and Paint finishes for Bent Ply Ends

TO ORDER SIMPLY FILL IN THE BLANKS

E1 - - 17 - L - R - - - - - - - - - -

SERIES BACK STYLE LEG END OPTION END OPTION ARM SURFACE LEG POSITION LEG TYPE PAINT FINISH POWER FINISH+LOCATION SCREEN TYPE FREIGHT OPTION FREIGHT REQUIREMENTS FABRIC CODE
Please refer to allseating.com for fabric codes.

ING
ALORA
PILLOWS
ASTUTE
ATTUNE
AVES
CHIROGHI
DART
DOVE
EIGHTY-TWO
ENTAIL
EQUATION
EXCHANGE
FOSTER
INERTIA
INMATE
JIF
L1
LEIO
MANTHA
PARIA
PRESTO
RAINBOW
REQUISITE
RSS
RUHE
THERAPOD
TUCK
WATSON
YOU
ZIP



EXCHANGE® EIGHT-SEATER

DESIGN | NICK GILLISSIE GSA SIN | 711-17

BASE PRICE | \$10,976
E1018-NA

*ARM PRICES LISTED AS SINGLE ARM ONLY

Code	Grade 1	Grade 2/ COM	Grade 3	Grade 4/ COL	Grade 5	Grade 6	Grade 7	Grade 8	Leather 1	Leather 2	Leather 3
SEAT + BENCH	\$6,944	\$7,336	\$7,588	\$7,924	\$8,218	\$8,736	\$9,324	\$9,982	\$11,417	\$12,054	\$13,972
MIDBACK	\$4,032	\$4,424	\$4,676	\$5,012	\$5,306	\$5,824	\$6,412	\$7,070	\$8,505	\$9,142	\$11,060
HIGHBACK	\$5,232	\$5,680	\$5,968	\$6,352	\$6,688	\$7,280	\$7,952	\$8,704	\$10,344	\$11,072	\$13,264
LOW WIDE ARM*	\$410	\$452	\$479	\$515	\$547	\$602	\$665	\$736	\$889	\$958	\$1,163
LOW NARROW ARM*	\$338	\$373	\$396	\$426	\$452	\$498	\$551	\$609	\$737	\$794	\$966
HIGH WIDE ARM*	\$514	\$563	\$595	\$637	\$673	\$738	\$812	\$894	\$1,073	\$1,153	\$1,393
HIGH NARROW ARM*	\$431	\$480	\$512	\$554	\$590	\$655	\$729	\$811	\$990	\$1,070	\$1,310
PARTIAL SCREEN	\$1,536	\$1,844	\$2,042	\$2,306	\$2,537	\$2,944	\$3,406	\$3,923	\$5,051	\$5,551	\$7,058
FULL SCREEN	\$1,728	\$2,078	\$2,303	\$2,603	\$2,866	\$3,328	\$3,853	\$4,441	\$5,722	\$6,291	\$8,003
SURROUND SCREEN	\$2,176	\$2,638	\$2,935	\$3,331	\$3,678	\$4,288	\$4,981	\$5,757	\$7,448	\$8,199	\$10,459

NOTES

- See page 46 for general features and notes
- See page 47-48 for dimensions and customers own material yardage

SERIES	E1	Exchange Linear	CODE	1	Highback	CODE	X	Bench	\$
BACK STYLE	0	Midback							VAR
LEG	18	Eight Seater							-
END OPTION	LNA	No Arm - Left End	RNA		No Arm - Right End				-
	LLK	Linking End - Left End	RLK		Linking End - Right End				VAR
	LLW	Low Wide - Left End	RLW		Low Wide - Right End				VAR
	LLN	Low Narrow - Left End	RLN		Low Narrow - Right End				VAR
	LHW	High Wide - Left End	RHW		High Wide - Right End				VAR
	LHN	High Narrow - Left End	RHN		High Narrow - Right End				VAR
	LPT	12" Platform - Left End [Includes Laminate Upcharge]	RPT		12" Platform - Right End [Includes Laminate Upcharge]				\$950
	LBP	Bent Ply - Left End [Includes Power + Laminate Upcharge]	RBP		Bent Ply - Right End [Includes Power + Laminate Upcharge]				\$1,500
ARM SURFACE	WH	White***	CL		Clay	WW		Washed Wood	\$340
	NT	Natural	TA		Taupe	WL		Light Wood	\$340
	FO	Fog***	EA		Earth	WM		Medium Wood***	\$340
	MS	Mist	BK		Black	WS		Slate Wood	\$340
						WD		Dark Wood	\$340
LEG POSITION	US	Under Seat [Bench + Narrow Arms Only]	UA		Under Arm [not available for Bench]				
LEG TYPE	SL	Standard Leg							-
	WL	Wire Leg [Chrome Only] [for painted contact Sales Support]							\$465
	LO	Wood Leg [Light Oak]	MO		Wood Leg [Medium Oak]	DO		Wood Leg [Dark Oak]	\$135
PAINT FINISH [will reflect all painted components]	MON	Matte Onyx	MSK		Matte Smoke				-
	PON	Onyx	PSK		Smoke	PHZ		Haze***	-
	PCT	Cotton***	PCU		Currant	PMI		Midnight	-
	PPO	Pottery***							-
POWER FINISH	O	Matte Onyx	C		Matte Cloud	S		Matte Smoke	-
POWER LOCATION	L	Power USB Single Left Arm	R		Power USB Single Right Arm				\$250
Code: Combine color + side Example CR = Cloud Single Right Arm									
FOR DUAL POWER SPECIFY LEFT AND RIGHT ARM									
SCREEN TYPE	PS	Partial Screen	FS		Full Screen*	SS		Surround Screen*	VAR
FREIGHT OPTIONS	BW	Blanket Wrapped Fully Assembled [25 seat min]							\$600
	PA	Partially Assembled							\$800
FREIGHT REQUIREMENTS	AS	Allseating Standard							-
	FQ	Special Freight Instructions**							VAR
	GD	Guaranteed Delivery**							VAR

* Available with matching ARMS only

** Call for Quote

***Laminate and Paint finishes for Bent Ply Ends

TO ORDER SIMPLY FILL IN THE BLANKS

- - - - - - - - - - - - - - -

SERIES BACK STYLE LEG END OPTION END OPTION LAMINATE POSITION LAMINATE SURFACE LEG POSITION LEG TYPE PAINT FINISH POWER FINISH+LOCATION SCREEN TYPE FREIGHT OPTION FREIGHT REQUIREMENTS FABRIC CODE
Please refer to allseating.com for fabric codes.



ING
ALORA
PILLOWS
ASTUTE
ATTUNE
AVES
CHIROFORM
DART
DOVE
EIGHTY-TWO
ENTAIL
EQUATION
EXCHANGE
FOSTER
INERTIA
INMATE
JIF
L1
LENO
MANTRA
PARIA
PRESTO
RAINBOW
REQUISITE
RSS
RUHE
THERAPOD
TUCK
VANSON
YOU
ZIP



EXCHANGE® L-SHAPE 2x2

DESIGN | NICK GILLISSIE GSA SIN | 711-17

BASE PRICE | \$4,578
E2022-NA

*ARM PRICES LISTED AS SINGLE ARM ONLY

Code	Grade 1	Grade 2/ COM	Grade 3	Grade 4/ COL	Grade 5	Grade 6	Grade 7	Grade 8	Leather 1	Leather 2	Leather 3
SEAT + OTTOMAN	\$2,562	\$2,709	\$2,804	\$2,930	\$3,040	\$3,234	\$3,455	\$3,701	\$4,239	\$4,478	\$5,198
BACK	\$2,016	\$2,212	\$2,338	\$2,506	\$2,653	\$2,912	\$3,206	\$3,535	\$4,253	\$4,571	\$5,530
LOW WIDE ARM*	\$410	\$452	\$479	\$515	\$547	\$602	\$665	\$736	\$889	\$958	\$1,163
LOW NARROW ARM*	\$338	\$373	\$396	\$426	\$452	\$498	\$551	\$609	\$737	\$794	\$966
HIGH WIDE ARM*	\$514	\$563	\$595	\$637	\$673	\$738	\$812	\$894	\$1,073	\$1,153	\$1,393
HIGH NARROW ARM*	\$431	\$480	\$512	\$554	\$590	\$655	\$729	\$811	\$990	\$1,070	\$1,310
LOW DOUBLE WIDE	\$100	\$184	\$238	\$310	\$373	\$484	\$610	\$751	\$1,059	\$1,195	\$1,606
PARTIAL SCREEN	\$384	\$482	\$545	\$629	\$703	\$832	\$979	\$1,144	\$1,502	\$1,662	\$2,141
FULL SCREEN	\$832	\$1,077	\$1,235	\$1,445	\$1,628	\$1,952	\$2,320	\$2,731	\$3,628	\$4,026	\$5,225
SURROUND SCREEN	\$1,024	\$1,388	\$1,622	\$1,934	\$2,207	\$2,688	\$3,234	\$3,845	\$5,178	\$5,769	\$7,550

NOTES

- See page 46 for general features and notes
- See page 47-48 for dimensions and customers own material yardage

SERIES	E2	Exchange L-Shape	CODE		CODE	\$
BACK STYLE	0	Midback	X	No Back Bench		VAR
LEG	22	2 x 2				-
END OPTION	LNA	No Arm - Left End	RNA	No Arm - Right End		-
	LLK	Linking End - Left End	RLK	Linking End - Right End		VAR
	LLW	Low Wide - Left End	RLW	Low Wide - Right End		VAR
	LLN	Low Narrow - Left End	RLN	Low Narrow - Right End		VAR
	LHW	High Wide - Left End	RHW	High Wide - Right End		VAR
	LHN	High Narrow - Left End	RHN	High Narrow - Right End		VAR
	LPT	12" Platform - Left End	RPT	12" Platform - Right End		\$950
ARM SURFACE	WH	White	CL	Clay	WW	Washed Wood \$340
	NT	Natural	TA	Taupe	WL	Light Wood \$340
	FO	Fog	EA	Earth	WM	Medium Wood \$340
	MS	Mist	BK	Black	WS	Slate Wood \$340
					WD	Dark Wood \$340
LEG POSITION	US	Under Seat [Bench + Narrow Arms Only]	UA	Under Arm [not available for Bench]		-
LEG TYPE	SL	Standard Leg	MO	Wood Leg [Medium Oak]	DO	Wood Leg [Dark Oak] \$135
	LO	Wood Leg [Light Oak]				-
PAINT FINISH	MON	Matte Onyx	MSK	Matte Smoke		-
[will reflect all painted components]	PON	Onyx	PSK	Smoke	PHZ	Haze -
	PCT	Cotton	PCU	Currant	PMI	Midnight -
POWER FINISH	O	Matte Onyx	C	Matte Cloud	S	Matte Smoke -
POWER LOCATION	L	Power USB Single Left Arm	R	Power USB Single Right Arm		\$250
Code: Combine color + side Example CR = Cloud Single Right Arm FOR DUAL POWER SPECIFY LEFT AND RIGHT ARM						
SCREEN TYPE	PS	Partial Screen	FS	Full Screen*	SS	Surround Screen* VAR
FREIGHT OPTIONS	BW	Blanket Wrapped Fully Assembled [25 seat min]				\$225
	PA	Partially Assembled				\$300
FREIGHT REQUIREMENTS	AS	Allseating Standard				-
	FQ	Special Freight Instructions**				VAR
	GD	Guaranteed Delivery**				VAR

* Available with matching ARMS only

** Call for Quote

*** Price includes laminate

TO ORDER SIMPLY FILL IN THE BLANKS

E2 - - 22 - L - R - - - - - - - - - -

SERIES BACK STYLE LEG END OPTION END OPTION ARM SURFACE LEG POSITION LEG TYPE PAINT FINISH POWER FINISH+LOCATION SCREEN TYPE FREIGHT OPTION FREIGHT REQUIREMENTS FABRIC CODE
Please refer to allseating.com for fabric codes.

ING
ALORA
PILLOWS
ASTUTE
ATTUNE
AVES
CHIROGNI
DART
DOVE
EIGHTY-TWO
ENTAIL
EQUATION
EXCHANGE
FOSTER
INERTIA
INMATE
JIF
L1
LENO
MANTHA
PRATA
PRESTO
RAINBOW
REQUISITE
RSS
RUHE
THERAPOD
TUCK
WATSON
YOU
ZIP



EXCHANGE® L-SHAPE 2x3

DESIGN | NICK GILLISSIE GSA SIN | 711-17

BASE PRICE | \$5,950
E2023-NA

*ARM PRICES LISTED AS SINGLE ARM ONLY

Code	Grade 1	Grade 2/ COM	Grade 3	Grade 4/ COL	Grade 5	Grade 6	Grade 7	Grade 8	Leather 1	Leather 2	Leather 3
SEAT + OTTOMAN	\$3,430	\$3,626	\$3,752	\$3,920	\$4,067	\$4,326	\$4,620	\$4,949	\$5,667	\$5,985	\$6,944
BACK	\$2,520	\$2,765	\$2,923	\$3,133	\$3,316	\$3,640	\$4,008	\$4,419	\$5,316	\$5,714	\$6,913
LOW WIDE ARM*	\$410	\$452	\$479	\$515	\$547	\$602	\$665	\$736	\$889	\$958	\$1,163
LOW NARROW ARM*	\$338	\$373	\$396	\$426	\$452	\$498	\$551	\$609	\$737	\$794	\$966
HIGH WIDE ARM*	\$514	\$563	\$595	\$637	\$673	\$738	\$812	\$894	\$1,073	\$1,153	\$1,393
HIGH NARROW ARM*	\$431	\$480	\$512	\$554	\$590	\$655	\$729	\$811	\$990	\$1,070	\$1,310
LOW DOUBLE WIDE	\$100	\$184	\$238	\$310	\$373	\$484	\$610	\$751	\$1,059	\$1,195	\$1,606
PARTIAL SCREEN	\$576	\$709	\$795	\$909	\$1,008	\$1,184	\$1,384	\$1,607	\$2,094	\$2,310	\$2,961
FULL SCREEN	\$1,216	\$1,496	\$1,676	\$1,916	\$2,126	\$2,496	\$2,916	\$3,386	\$4,411	\$4,866	\$6,236
SURROUND SCREEN	\$1,664	\$2,056	\$2,308	\$2,644	\$2,938	\$3,456	\$4,044	\$4,702	\$6,137	\$6,774	\$8,692

NOTES

- See page 46 for general features and notes
- See page 47-48 for dimensions and customers own material yardage

SERIES	E2	Exchange L-Shape	CODE		CODE	\$
BACK STYLE	0	Midback	X	No Back Bench		VAR
LEG	23	2 x 3				-
END OPTION	LNA	No Arm - Left End	RNA	No Arm - Right End		-
	LLK	Linking End - Left End	RLK	Linking End - Right End		VAR
	LLW	Low Wide - Left End	RLW	Low Wide - Right End		VAR
	LLN	Low Narrow - Left End	RLN	Low Narrow - Right End		VAR
	LHW	High Wide - Left End	RHW	High Wide - Right End		VAR
	LHN	High Narrow - Left End	RHN	High Narrow - Right End		VAR
	LPT	12" Platform - Left End	RPT	12" Platform - Right End		\$950
ARM SURFACE	WH	White	CL	Clay	WW	Washed Wood \$340
	NT	Natural	TA	Taupe	WL	Light Wood \$340
	FO	Fog	EA	Earth	WM	Medium Wood \$340
	MS	Mist	BK	Black	WS	Slate Wood \$340
					WD	Dark Wood \$340
LEG POSITION	US	Under Seat [Bench + Narrow Arms Only]	UA	Under Arm [not available for Bench]		-
LEG TYPE	SL	Standard Leg	MO	Wood Leg [Medium Oak]	DO	Wood Leg [Dark Oak] \$135
	LO	Wood Leg [Light Oak]				-
PAINT FINISH	MON	Matte Onyx	MSK	Matte Smoke		-
[will reflect all painted components]	PON	Onyx	PSK	Smoke	PHZ	Haze -
	PCT	Cotton	PCU	Currant	PMI	Midnight -
POWER FINISH	O	Matte Onyx	C	Matte Cloud	S	Matte Smoke -
POWER LOCATION	L	Power USB Single Left Arm	R	Power USB Single Right Arm		\$250
Code: Combine color + side Example CR = Cloud Single Right Arm FOR DUAL POWER SPECIFY LEFT AND RIGHT ARM						
SCREEN TYPE	PS	Partial Screen	FS	Full Screen*	SS	Surround Screen* VAR
FREIGHT OPTIONS	BW	Blanket Wrapped Fully Assembled [25 seat min]				\$300
	PA	Partially Assembled				\$400
FREIGHT REQUIREMENTS	AS	Allseating Standard				-
	FQ	Special Freight Instructions**				VAR
	GD	Guaranteed Delivery**				VAR

* Available with matching ARMS only

** Call for Quote

*** Price includes laminate

TO ORDER SIMPLY FILL IN THE BLANKS

E2 - - 23 - L - R - - - - - - - - - -

SERIES BACK STYLE LEG END OPTION END OPTION ARM SURFACE LEG POSITION LEG TYPE PAINT FINISH POWER FINISH+LOCATION SCREEN TYPE FREIGHT OPTION FREIGHT REQUIREMENTS FABRIC CODE
Please refer to allseating.com for fabric codes.

ING
ALORA
PILLOWS
ASTUTE
ATTUNE
AVES
CHIROGNI
DART
DOVE
EIGHTY-TWO
ENTAIL
EQUATION
EXCHANGE
FOSTER
INERTIA
INMATE
JIF
L1
LENO
MANTHA
PRATA
PRESTO
RAINBOW
REQUISITE
RSS
RUHE
THERAPOD
TUCK
VANSON
YOU
ZIP



EXCHANGE® L-SHAPE 2x4

DESIGN | NICK GILLISSIE GSA SIN | 711-17

BASE PRICE | \$7,322
E2024-NA

*ARM PRICES LISTED AS SINGLE ARM ONLY

Code	Grade 1	Grade 2/ COM	Grade 3	Grade 4/ COL	Grade 5	Grade 6	Grade 7	Grade 8	Leather 1	Leather 2	Leather 3
SEAT + OTTOMAN	\$4,298	\$4,543	\$4,701	\$4,911	\$5,094	\$5,418	\$5,786	\$6,197	\$7,094	\$7,492	\$8,691
BACK	\$3,024	\$3,318	\$3,507	\$3,759	\$3,980	\$4,368	\$4,809	\$5,303	\$6,379	\$6,857	\$8,295
LOW WIDE ARM*	\$410	\$452	\$479	\$515	\$547	\$602	\$665	\$736	\$889	\$958	\$1,163
LOW NARROW ARM*	\$338	\$373	\$396	\$426	\$452	\$498	\$551	\$609	\$737	\$794	\$966
HIGH WIDE ARM*	\$514	\$563	\$595	\$637	\$673	\$738	\$812	\$894	\$1,073	\$1,153	\$1,393
HIGH NARROW ARM*	\$431	\$480	\$512	\$554	\$590	\$655	\$729	\$811	\$990	\$1,070	\$1,310
LOW DOUBLE WIDE	\$100	\$184	\$238	\$310	\$373	\$484	\$610	\$751	\$1,059	\$1,195	\$1,606
PARTIAL SCREEN	\$768	\$950	\$1,067	\$1,223	\$1,360	\$1,600	\$1,873	\$2,179	\$2,845	\$3,141	\$4,031
FULL SCREEN	\$1,312	\$1,641	\$1,853	\$2,135	\$2,381	\$2,816	\$3,310	\$3,862	\$5,066	\$5,601	\$7,211
SURROUND SCREEN	\$1,760	\$2,201	\$2,485	\$2,863	\$3,193	\$3,776	\$4,438	\$5,178	\$6,792	\$7,509	\$9,667

NOTES

- See page 46 for general features and notes
- See page 47-48 for dimensions and customers own material yardage

SERIES	E2	Exchange L-Shape	CODE		CODE	\$
BACK STYLE	0	Midback	X	No Back Bench		VAR
LEG	24	2 x 4				-
END OPTION	LNA	No Arm - Left End	RNA	No Arm - Right End		-
	LLK	Linking End - Left End	RLK	Linking End - Right End		VAR
	LLW	Low Wide - Left End	RLW	Low Wide - Right End		VAR
	LLN	Low Narrow - Left End	RLN	Low Narrow - Right End		VAR
	LHW	High Wide - Left End	RHW	High Wide - Right End		VAR
	LHN	High Narrow - Left End	RHN	High Narrow - Right End		VAR
	LPT	12" Platform - Left End	RPT	12" Platform - Right End		\$950
ARM SURFACE	WH	White	CL	Clay	WW	Washed Wood \$340
	NT	Natural	TA	Taupe	WL	Light Wood \$340
	FO	Fog	EA	Earth	WM	Medium Wood \$340
	MS	Mist	BK	Black	WS	Slate Wood \$340
					WD	Dark Wood \$340
LEG POSITION	US	Under Seat [Bench + Narrow Arms Only]	UA	Under Arm [not available for Bench]		-
LEG TYPE	SL	Standard Leg	MO	Wood Leg [Medium Oak]	DO	Wood Leg [Dark Oak] \$135
	LO	Wood Leg [Light Oak]				-
PAINT FINISH	MON	Matte Onyx	MSK	Matte Smoke		-
[will reflect all painted components]	PON	Onyx	PSK	Smoke	PHZ	Haze -
	PCT	Cotton	PCU	Currant	PMI	Midnight -
POWER FINISH	O	Matte Onyx	C	Matte Cloud	S	Matte Smoke -
POWER LOCATION	L	Power USB Single Left Arm	R	Power USB Single Right Arm		\$250
Code: Combine color + side Example CR = Cloud Single Right Arm FOR DUAL POWER SPECIFY LEFT AND RIGHT ARM						
SCREEN TYPE	PS	Partial Screen	FS	Full Screen*	SS	Surround Screen* VAR
FREIGHT OPTIONS	BW	Blanket Wrapped Fully Assembled [25 seat min]				\$375
	PA	Partially Assembled				\$500
FREIGHT REQUIREMENTS	AS	Allseating Standard				-
	FQ	Special Freight Instructions**				VAR
	GD	Guaranteed Delivery**				VAR

* Available with matching ARMS only

** Call for Quote

*** Price includes laminate

TO ORDER SIMPLY FILL IN THE BLANKS

E2 - - 24 - L - R - - - - - - - - - -

SERIES BACK STYLE LEG END OPTION END OPTION ARM SURFACE LEG POSITION LEG TYPE PAINT FINISH POWER FINISH+LOCATION SCREEN TYPE FREIGHT OPTION FREIGHT REQUIREMENTS FABRIC CODE
Please refer to allseating.com for fabric codes.

ING
ALORA
PILLOWS
ASTUTE
ATTUNE
AVES
CHIROGHI
DART
DOVE
EIGHTY-TWO
ENTAIL
EQUATION
EXCHANGE
FOSTER
INERTIA
INMATE
JIF
L1
LENO
MANTHA
PRATA
PRESTO
RAINBOW
REQUISITE
RSS
RUHE
THERAPOD
TUCK
WATSON
YOU
ZIP



EXCHANGE® L-SHAPE 3x2

DESIGN | NICK GILLISSIE GSA SIN | 711-17

BASE PRICE | \$5,950
E2032-NA

*ARM PRICES LISTED AS SINGLE ARM ONLY

Code	Grade 1	Grade 2/ COM	Grade 3	Grade 4/ COL	Grade 5	Grade 6	Grade 7	Grade 8	Leather 1	Leather 2	Leather 3
SEAT + OTTOMAN	\$3,430	\$3,626	\$3,752	\$3,920	\$4,067	\$4,326	\$4,620	\$4,949	\$5,667	\$5,985	\$6,944
BACK	\$2,520	\$2,765	\$2,923	\$3,133	\$3,316	\$3,640	\$4,008	\$4,419	\$5,316	\$5,714	\$6,913
LOW WIDE ARM*	\$410	\$452	\$479	\$515	\$547	\$602	\$665	\$736	\$889	\$958	\$1,163
LOW NARROW ARM*	\$338	\$373	\$396	\$426	\$452	\$498	\$551	\$609	\$737	\$794	\$966
HIGH WIDE ARM*	\$514	\$563	\$595	\$637	\$673	\$738	\$812	\$894	\$1,073	\$1,153	\$1,393
HIGH NARROW ARM*	\$431	\$480	\$512	\$554	\$590	\$655	\$729	\$811	\$990	\$1,070	\$1,310
LOW DOUBLE WIDE	\$100	\$184	\$238	\$310	\$373	\$484	\$610	\$751	\$1,059	\$1,195	\$1,606
PARTIAL SCREEN	\$576	\$709	\$795	\$909	\$1,008	\$1,184	\$1,384	\$1,607	\$2,094	\$2,310	\$2,961
FULL SCREEN	\$1,216	\$1,496	\$1,676	\$1,916	\$2,126	\$2,496	\$2,916	\$3,386	\$4,411	\$4,866	\$6,236
SURROUND SCREEN	\$1,664	\$2,056	\$2,308	\$2,644	\$2,938	\$3,456	\$4,044	\$4,702	\$6,137	\$6,774	\$8,692

NOTES

- See page 46 for general features and notes
- See page 47-48 for dimensions and customers own material yardage

SERIES	E2	Exchange L-Shape	CODE		CODE	\$
BACK STYLE	0	Midback	X	No Back Bench		VAR
LEG	32	3 x 2				-
END OPTION	LNA	No Arm - Left End	RNA	No Arm - Right End		-
	LLK	Linking End - Left End	RLK	Linking End - Right End		VAR
	LLW	Low Wide - Left End	RLW	Low Wide - Right End		VAR
	LLN	Low Narrow - Left End	RLN	Low Narrow - Right End		VAR
	LHW	High Wide - Left End	RHW	High Wide - Right End		VAR
	LHN	High Narrow - Left End	RHN	High Narrow - Right End		VAR
	LPT	12" Platform - Left End	RPT	12" Platform - Right End		\$950
ARM SURFACE	WH	White	CL	Clay	WW	Washed Wood \$340
	NT	Natural	TA	Taupe	WL	Light Wood \$340
	FO	Fog	EA	Earth	WM	Medium Wood \$340
	MS	Mist	BK	Black	WS	Slate Wood \$340
					WD	Dark Wood \$340
LEG POSITION	US	Under Seat [Bench + Narrow Arms Only]	UA	Under Arm [not available for Bench]		-
LEG TYPE	SL	Standard Leg	MO	Wood Leg [Medium Oak]	DO	Wood Leg [Dark Oak] \$135
	LO	Wood Leg [Light Oak]				-
PAINT FINISH	MON	Matte Onyx	MSK	Matte Smoke		-
[will reflect all painted components]	PON	Onyx	PSK	Smoke	PHZ	Haze -
	PCT	Cotton	PCU	Currant	PMI	Midnight -
POWER FINISH	O	Matte Onyx	C	Matte Cloud	S	Matte Smoke -
POWER LOCATION	L	Power USB Single Left Arm	R	Power USB Single Right Arm		\$250
Code: Combine color + side Example CR = Cloud Single Right Arm FOR DUAL POWER SPECIFY LEFT AND RIGHT ARM						
SCREEN TYPE	PS	Partial Screen	FS	Full Screen*	SS	Surround Screen* VAR
FREIGHT OPTIONS	BW	Blanket Wrapped Fully Assembled [25 seat min]				\$300
	PA	Partially Assembled				\$400
FREIGHT REQUIREMENTS	AS	Allseating Standard				-
	FQ	Special Freight Instructions**				VAR
	GD	Guaranteed Delivery**				VAR

* Available with matching ARMS only

** Call for Quote

*** Price includes laminate

TO ORDER SIMPLY FILL IN THE BLANKS

E2 - - 32 - L - R - - - - - - - - - -

SERIES BACK STYLE LEG END OPTION END OPTION ARM SURFACE LEG POSITION LEG TYPE PAINT FINISH POWER FINISH+LOCATION SCREEN TYPE FREIGHT OPTION FREIGHT REQUIREMENTS FABRIC CODE
Please refer to allseating.com for fabric codes.

ING
ALORA
PILLOWS
ASTUTE
ATTUNE
AVES
CHIROGNI
DART
DOVE
EIGHTY-TWO
ENTAIL
EQUATION
EXCHANGE
FOSTER
INERTIA
INMATE
JIF
L1
LENO
MANTHA
PRATA
PRESTO
RAINBOW
REQUISITE
RSS
RUHE
THERAPOD
TUCK
WATSON
YOU
ZIP



EXCHANGE® L-SHAPE 3x3

DESIGN | NICK GILLISSIE GSA SIN | 711-17

BASE PRICE | \$7,322
E2033-NA

*ARM PRICES LISTED AS SINGLE ARM ONLY

Code	Grade 1	Grade 2/ COM	Grade 3	Grade 4/ COL	Grade 5	Grade 6	Grade 7	Grade 8	Leather 1	Leather 2	Leather 3
SEAT + OTTOMAN	\$4,298	\$4,543	\$4,701	\$4,911	\$5,094	\$5,418	\$5,786	\$6,197	\$7,094	\$7,492	\$8,691
BACK	\$3,024	\$3,318	\$3,507	\$3,759	\$3,980	\$4,368	\$4,809	\$5,303	\$6,379	\$6,857	\$8,295
LOW WIDE ARM*	\$410	\$452	\$479	\$515	\$547	\$602	\$665	\$736	\$889	\$958	\$1,163
LOW NARROW ARM*	\$338	\$373	\$396	\$426	\$452	\$498	\$551	\$609	\$737	\$794	\$966
HIGH WIDE ARM*	\$514	\$563	\$595	\$637	\$673	\$738	\$812	\$894	\$1,073	\$1,153	\$1,393
HIGH NARROW ARM*	\$431	\$480	\$512	\$554	\$590	\$655	\$729	\$811	\$990	\$1,070	\$1,310
LOW DOUBLE WIDE	\$100	\$184	\$238	\$310	\$373	\$484	\$610	\$751	\$1,059	\$1,195	\$1,606
PARTIAL SCREEN	\$768	\$936	\$1,044	\$1,188	\$1,314	\$1,536	\$1,788	\$2,070	\$2,685	\$2,958	\$3,780
FULL SCREEN	\$1,408	\$1,716	\$1,914	\$2,178	\$2,409	\$2,816	\$3,278	\$3,795	\$4,923	\$5,423	\$6,930
SURROUND SCREEN	\$1,856	\$2,276	\$2,546	\$2,906	\$3,221	\$3,776	\$4,406	\$5,111	\$6,649	\$7,331	\$9,386

NOTES

- See page 46 for general features and notes
- See page 47-48 for dimensions and customers own material yardage

SERIES	E2	Exchange L-Shape	CODE		CODE	\$
BACK STYLE	0	Midback	X	No Back Bench		VAR
LEG	33	3 x 3				-
END OPTION	LNA	No Arm - Left End	RNA	No Arm - Right End		-
	LLK	Linking End - Left End	RLK	Linking End - Right End		VAR
	LLW	Low Wide - Left End	RLW	Low Wide - Right End		VAR
	LLN	Low Narrow - Left End	RLN	Low Narrow - Right End		VAR
	LHW	High Wide - Left End	RHW	High Wide - Right End		VAR
	LHN	High Narrow - Left End	RHN	High Narrow - Right End		VAR
	LPT	12" Platform - Left End	RPT	12" Platform - Right End		\$950
ARM SURFACE	WH	White	CL	Clay	WW	Washed Wood \$340
	NT	Natural	TA	Taupe	WL	Light Wood \$340
	FO	Fog	EA	Earth	WM	Medium Wood \$340
	MS	Mist	BK	Black	WS	Slate Wood \$340
					WD	Dark Wood \$340
LEG POSITION	US	Under Seat [Bench + Narrow Arms Only]	UA	Under Arm [not available for Bench]		-
LEG TYPE	SL	Standard Leg	MO	Wood Leg [Medium Oak]	DO	Wood Leg [Dark Oak] \$135
	LO	Wood Leg [Light Oak]				-
PAINT FINISH [will reflect all painted components]	MON	Matte Onyx	MSK	Matte Smoke		-
	PON	Onyx	PSK	Smoke	PHZ	Haze -
	PCT	Cotton	PCU	Currant	PMI	Midnight -
POWER FINISH	O	Matte Onyx	C	Matte Cloud	S	Matte Smoke -
POWER LOCATION Code: Combine color + side Example CR = Cloud Single Right Arm FOR DUAL POWER SPECIFY LEFT AND RIGHT ARM	L	Power USB Single Left Arm	R	Power USB Single Right Arm		\$250
SCREEN TYPE	PS	Partial Screen	FS	Full Screen*	SS	Surround Screen* VAR
FREIGHT OPTIONS	BW	Blanket Wrapped Fully Assembled [25 seat min]				\$375
	PA	Partially Assembled				\$500
FREIGHT REQUIREMENTS	AS	Allseating Standard				-
	FQ	Special Freight Instructions**				VAR
	GD	Guaranteed Delivery**				VAR

* Available with matching ARMS only

** Call for Quote

*** Price includes laminate

TO ORDER SIMPLY FILL IN THE BLANKS

E2 - - 33 - L - R - - - - - - - - - -

SERIES BACK STYLE LEG END OPTION END OPTION ARM SURFACE LEG POSITION LEG TYPE PAINT FINISH POWER FINISH+LOCATION SCREEN TYPE FREIGHT OPTION FREIGHT REQUIREMENTS FABRIC CODE
Please refer to allseating.com for fabric codes.

ING
ALORA
PILLOWS
ASTUTE
ATTUNE
AVES
CHIROGHI
DART
DOVE
EIGHTY-TWO
ENTAIL
EQUATION
EXCHANGE
FOSTER
INERTIA
INMATE
JIF
L1
LENO
MANTHA
PRATA
PRESTO
RAINBOW
REQUISITE
RSS
RUHE
THERAPOD
TUCK
WATSON
YOU
ZIP



EXCHANGE® L-SHAPE 3x4

DESIGN | NICK GILLISSIE GSA SIN | 711-17

BASE PRICE | \$8,694
E2034-NA

*ARM PRICES LISTED AS SINGLE ARM ONLY

Code	Grade 1	Grade 2/ COM	Grade 3	Grade 4/ COL	Grade 5	Grade 6	Grade 7	Grade 8	Leather 1	Leather 2	Leather 3
SEAT + OTTOMAN	\$5,166	\$5,460	\$5,649	\$5,901	\$6,122	\$6,510	\$6,951	\$7,445	\$8,521	\$8,999	\$10,437
BACK	\$3,528	\$3,871	\$4,092	\$4,386	\$4,643	\$5,096	\$5,611	\$6,186	\$7,442	\$7,999	\$9,678
LOW WIDE ARM*	\$410	\$452	\$479	\$515	\$547	\$602	\$665	\$736	\$889	\$958	\$1,163
LOW NARROW ARM*	\$338	\$373	\$396	\$426	\$452	\$498	\$551	\$609	\$737	\$794	\$966
HIGH WIDE ARM*	\$514	\$563	\$595	\$637	\$673	\$738	\$812	\$894	\$1,073	\$1,153	\$1,393
HIGH NARROW ARM*	\$431	\$480	\$512	\$554	\$590	\$655	\$729	\$811	\$990	\$1,070	\$1,310
LOW DOUBLE WIDE	\$100	\$184	\$238	\$310	\$373	\$484	\$610	\$751	\$1,059	\$1,195	\$1,606
PARTIAL SCREEN	\$960	\$1,170	\$1,305	\$1,485	\$1,643	\$1,920	\$2,235	\$2,588	\$3,356	\$3,698	\$4,725
FULL SCREEN	\$1,600	\$1,957	\$2,187	\$2,493	\$2,760	\$3,232	\$3,768	\$4,367	\$5,674	\$6,254	\$8,001
SURROUND SCREEN	\$2,048	\$2,510	\$2,807	\$3,203	\$3,550	\$4,160	\$4,853	\$5,629	\$7,320	\$8,071	\$10,331

NOTES

- See page 46 for general features and notes
- See page 47-48 for dimensions and customers own material yardage

SERIES	E2	Exchange L-Shape	CODE		CODE	\$
BACK STYLE	0	Midback	X	No Back Bench		VAR
LEG	34	3 x 4				-
END OPTION	LNA	No Arm - Left End	RNA	No Arm - Right End		-
	LLK	Linking End - Left End	RLK	Linking End - Right End		VAR
	LLW	Low Wide - Left End	RLW	Low Wide - Right End		VAR
	LLN	Low Narrow - Left End	RLN	Low Narrow - Right End		VAR
	LHW	High Wide - Left End	RHW	High Wide - Right End		VAR
	LHN	High Narrow - Left End	RHN	High Narrow - Right End		VAR
	LPT	12" Platform - Left End	RPT	12" Platform - Right End		\$950
ARM SURFACE	WH	White	CL	Clay	WW	Washed Wood \$340
	NT	Natural	TA	Taupe	WL	Light Wood \$340
	FO	Fog	EA	Earth	WM	Medium Wood \$340
	MS	Mist	BK	Black	WS	Slate Wood \$340
					WD	Dark Wood \$340
LEG POSITION	US	Under Seat [Bench + Narrow Arms Only]	UA	Under Arm [not available for Bench]		-
LEG TYPE	SL	Standard Leg	MO	Wood Leg [Medium Oak]	DO	Wood Leg [Dark Oak] \$135
	LO	Wood Leg [Light Oak]				-
PAINT FINISH	MON	Matte Onyx	MSK	Matte Smoke		-
[will reflect all painted components]	PON	Onyx	PSK	Smoke	PHZ	Haze -
	PCT	Cotton	PCU	Currant	PMI	Midnight -
POWER FINISH	O	Matte Onyx	C	Matte Cloud	S	Matte Smoke -
POWER LOCATION	L	Power USB Single Left Arm	R	Power USB Single Right Arm		\$250
Code: Combine color + side Example CR = Cloud Single Right Arm FOR DUAL POWER SPECIFY LEFT AND RIGHT ARM						
SCREEN TYPE	PS	Partial Screen	FS	Full Screen*	SS	Surround Screen* VAR
FREIGHT OPTIONS	BW	Blanket Wrapped Fully Assembled [25 seat min]				\$450
	PA	Partially Assembled				\$600
FREIGHT REQUIREMENTS	AS	Allseating Standard				-
	FQ	Special Freight Instructions**				VAR
	GD	Guaranteed Delivery**				VAR

* Available with matching ARMS only

** Call for Quote

*** Price includes laminate

TO ORDER SIMPLY FILL IN THE BLANKS

E2 - - 34 - L - R - - - - - - - - - -

SERIES BACK STYLE LEG END OPTION END OPTION ARM SURFACE LEG POSITION LEG TYPE PAINT FINISH POWER FINISH+LOCATION SCREEN TYPE FREIGHT OPTION FREIGHT REQUIREMENTS FABRIC CODE
Please refer to allseating.com for fabric codes.



ING
ALORA
PILLOWS
ASTUTE
ATTUNE
AVES
CHIROGNI
DART
DOVE
EIGHTY-TWO
ENTAIL
EQUATION
EXCHANGE
FOSTER
INERTIA
INMATE
JIF
L1
LENO
MANTHA
PRATA
PRESTO
RAINBOW
REQUISITE
RSS
RUHE
THERAPOD
TUCK
WATSON
YOU
ZIP



EXCHANGE® L-SHAPE 4x2

DESIGN | NICK GILLISSIE GSA SIN | 711-17

BASE PRICE | \$7,322
E2042-NA

*ARM PRICES LISTED AS SINGLE ARM ONLY

Code	Grade 1	Grade 2/ COM	Grade 3	Grade 4/ COL	Grade 5	Grade 6	Grade 7	Grade 8	Leather 1	Leather 2	Leather 3
SEAT + OTTOMAN	\$4,298	\$4,543	\$4,701	\$4,911	\$5,094	\$5,418	\$5,786	\$6,197	\$7,094	\$7,492	\$8,691
BACK	\$3,024	\$3,318	\$3,507	\$3,759	\$3,980	\$4,368	\$4,809	\$5,303	\$6,379	\$6,857	\$8,295
LOW WIDE ARM*	\$410	\$452	\$479	\$515	\$547	\$602	\$665	\$736	\$889	\$958	\$1,163
LOW NARROW ARM*	\$338	\$373	\$396	\$426	\$452	\$498	\$551	\$609	\$737	\$794	\$966
HIGH WIDE ARM*	\$514	\$563	\$595	\$637	\$673	\$738	\$812	\$894	\$1,073	\$1,153	\$1,393
HIGH NARROW ARM*	\$431	\$480	\$512	\$554	\$590	\$655	\$729	\$811	\$990	\$1,070	\$1,310
LOW DOUBLE WIDE	\$100	\$184	\$238	\$310	\$373	\$484	\$610	\$751	\$1,059	\$1,195	\$1,606
PARTIAL SCREEN	\$768	\$950	\$1,067	\$1,223	\$1,360	\$1,600	\$1,873	\$2,179	\$2,845	\$3,141	\$4,031
FULL SCREEN	\$1,312	\$1,641	\$1,853	\$2,135	\$2,381	\$2,816	\$3,310	\$3,862	\$5,066	\$5,601	\$7,211
SURROUND SCREEN	\$1,760	\$2,201	\$2,485	\$2,863	\$3,193	\$3,776	\$4,438	\$5,178	\$6,792	\$7,509	\$9,667

NOTES

- See page 46 for general features and notes
- See page 47-48 for dimensions and customers own material yardage

SERIES	E2	Exchange L-Shape	CODE		CODE	\$
BACK STYLE	0	Midback	X	No Back Bench		VAR
LEG	42	4 x 2				-
END OPTION	LNA	No Arm - Left End	RNA	No Arm - Right End		-
	LLK	Linking End - Left End	RLK	Linking End - Right End		VAR
	LLW	Low Wide - Left End	RLW	Low Wide - Right End		VAR
	LLN	Low Narrow - Left End	RLN	Low Narrow - Right End		VAR
	LHW	High Wide - Left End	RHW	High Wide - Right End		VAR
	LHN	High Narrow - Left End	RHN	High Narrow - Right End		VAR
	LPT	12" Platform - Left End	RPT	12" Platform - Right End		\$950
ARM SURFACE	WH	White	CL	Clay	WW	Washed Wood \$340
	NT	Natural	TA	Taupe	WL	Light Wood \$340
	FO	Fog	EA	Earth	WM	Medium Wood \$340
	MS	Mist	BK	Black	WS	Slate Wood \$340
					WD	Dark Wood \$340
LEG POSITION	US	Under Seat [Bench + Narrow Arms Only]	UA	Under Arm [not available for Bench]		-
LEG TYPE	SL	Standard Leg	MO	Wood Leg [Medium Oak]	DO	Wood Leg [Dark Oak] \$135
	LO	Wood Leg [Light Oak]				-
PAINT FINISH	MON	Matte Onyx	MSK	Matte Smoke		-
[will reflect all painted components]	PON	Onyx	PSK	Smoke	PHZ	Haze -
	PCT	Cotton	PCU	Currant	PMI	Midnight -
POWER FINISH	O	Matte Onyx	C	Matte Cloud	S	Matte Smoke -
POWER LOCATION	L	Power USB Single Left Arm	R	Power USB Single Right Arm		\$250
Code: Combine color + side Example CR = Cloud Single Right Arm FOR DUAL POWER SPECIFY LEFT AND RIGHT ARM						
SCREEN TYPE	PS	Partial Screen	FS	Full Screen*	SS	Surround Screen* VAR
FREIGHT OPTIONS	BW	Blanket Wrapped Fully Assembled [25 seat min]				\$375
	PA	Partially Assembled				\$500
FREIGHT REQUIREMENTS	AS	Allseating Standard				-
	FQ	Special Freight Instructions**				VAR
	GD	Guaranteed Delivery**				VAR

* Available with matching ARMS only

** Call for Quote

*** Price includes laminate

TO ORDER SIMPLY FILL IN THE BLANKS

- - - - - - - - - - - - - -

SERIES BACK STYLE LEG END OPTION END OPTION ARM SURFACE LEG POSITION LEG TYPE PAINT FINISH POWER FINISH+LOCATION SCREEN TYPE FREIGHT OPTION FREIGHT REQUIREMENTS FABRIC CODE
Please refer to allseating.com for fabric codes.

ING
ALORA
PILLOWS
ASTUTE
ATTUNE
AVES
CHIROGHI
DART
DOVE
EIGHTY-TWO
ENTAIL
EQUATION
EXCHANGE
FOSTER
INERTIA
INMATE
JIF
L1
LENO
MANTHA
PRATA
PRESTO
RAINBOW
REQUISITE
RSS
RUHE
THERAPOD
TUCK
WATSON
YOU
ZIP



EXCHANGE® L-SHAPE 4x3

DESIGN | NICK GILLISSIE GSA SIN | 711-17

BASE PRICE | \$8,694
E2043-NA

*ARM PRICES LISTED AS SINGLE ARM ONLY

Code	Grade 1	Grade 2/ COM	Grade 3	Grade 4/ COL	Grade 5	Grade 6	Grade 7	Grade 8	Leather 1	Leather 2	Leather 3
SEAT + OTTOMAN	\$5,166	\$5,460	\$5,649	\$5,901	\$6,122	\$6,510	\$6,951	\$7,445	\$8,521	\$8,999	\$10,437
BACK	\$3,528	\$3,871	\$4,092	\$4,386	\$4,643	\$5,096	\$5,611	\$6,186	\$7,442	\$7,999	\$9,678
LOW WIDE ARM*	\$410	\$452	\$479	\$515	\$547	\$602	\$665	\$736	\$889	\$958	\$1,163
LOW NARROW ARM*	\$338	\$373	\$396	\$426	\$452	\$498	\$551	\$609	\$737	\$794	\$966
HIGH WIDE ARM*	\$514	\$563	\$595	\$637	\$673	\$738	\$812	\$894	\$1,073	\$1,153	\$1,393
HIGH NARROW ARM*	\$431	\$480	\$512	\$554	\$590	\$655	\$729	\$811	\$990	\$1,070	\$1,310
LOW DOUBLE WIDE	\$100	\$184	\$238	\$310	\$373	\$484	\$610	\$751	\$1,059	\$1,195	\$1,606
PARTIAL SCREEN	\$960	\$1,170	\$1,305	\$1,485	\$1,643	\$1,920	\$2,235	\$2,588	\$3,356	\$3,698	\$4,725
FULL SCREEN	\$1,600	\$1,957	\$2,187	\$2,493	\$2,760	\$3,232	\$3,768	\$4,367	\$5,674	\$6,254	\$8,001
SURROUND SCREEN	\$2,048	\$2,510	\$2,807	\$3,203	\$3,550	\$4,160	\$4,853	\$5,629	\$7,320	\$8,071	\$10,331

NOTES

- See page 46 for general features and notes
- See page 47-48 for dimensions and customers own material yardage

SERIES	E2	Exchange L-Shape	CODE		CODE	\$
BACK STYLE	0	Midback	X	No Back Bench		VAR
LEG	43	4 x 3				-
END OPTION	LNA	No Arm - Left End	RNA	No Arm - Right End		-
	LLK	Linking End - Left End	RLK	Linking End - Right End		VAR
	LLW	Low Wide - Left End	RLW	Low Wide - Right End		VAR
	LLN	Low Narrow - Left End	RLN	Low Narrow - Right End		VAR
	LHW	High Wide - Left End	RHW	High Wide - Right End		VAR
	LHN	High Narrow - Left End	RHN	High Narrow - Right End		VAR
	LPT	12" Platform - Left End	RPT	12" Platform - Right End		\$950
ARM SURFACE	WH	White	CL	Clay	WW	Washed Wood \$340
	NT	Natural	TA	Taupe	WL	Light Wood \$340
	FO	Fog	EA	Earth	WM	Medium Wood \$340
	MS	Mist	BK	Black	WS	Slate Wood \$340
					WD	Dark Wood \$340
LEG POSITION	US	Under Seat [Bench + Narrow Arms Only]	UA	Under Arm [not available for Bench]		-
LEG TYPE	SL	Standard Leg	MO	Wood Leg [Medium Oak]	DO	Wood Leg [Dark Oak] \$135
	LO	Wood Leg [Light Oak]				-
PAINT FINISH	MON	Matte Onyx	MSK	Matte Smoke		-
[will reflect all painted components]	PON	Onyx	PSK	Smoke	PHZ	Haze -
	PCT	Cotton	PCU	Currant	PMI	Midnight -
POWER FINISH	O	Matte Onyx	C	Matte Cloud	S	Matte Smoke -
POWER LOCATION	L	Power USB Single Left Arm	R	Power USB Single Right Arm		\$250
Code: Combine color + side Example CR = Cloud Single Right Arm FOR DUAL POWER SPECIFY LEFT AND RIGHT ARM						
SCREEN TYPE	PS	Partial Screen	FS	Full Screen*	SS	Surround Screen* VAR
FREIGHT OPTIONS	BW	Blanket Wrapped Fully Assembled [25 seat min]				\$450
	PA	Partially Assembled				\$600
FREIGHT REQUIREMENTS	AS	Allseating Standard				-
	FQ	Special Freight Instructions**				VAR
	GD	Guaranteed Delivery**				VAR

* Available with matching ARMS only

** Call for Quote

*** Price includes laminate

TO ORDER SIMPLY FILL IN THE BLANKS

E2 - - 43 - L - R - - - - - - - - - -

SERIES BACK STYLE LEG END OPTION END OPTION ARM SURFACE LEG POSITION LEG TYPE PAINT FINISH POWER FINISH+LOCATION SCREEN TYPE FREIGHT OPTION FREIGHT REQUIREMENTS FABRIC CODE
Please refer to allseating.com for fabric codes.



ING
ALORA
PILLOWS
ASTUTE
ATTUNE
AVES
CHIROGIM
DART
DOVE
EIGHT-TWO
ENTAIL
EQUATION
EXCHANGE
FOSTER
INERTIA
INMATE
JIF
L1
LEIO
MANTHA
PRATA
PRESTO
RAINBOW
REQUISITE
RSS
RUHE
THERAPOD
TUCK
WATSON
YOU
ZIP



EXCHANGE® L-SHAPE 4x4

DESIGN | NICK GILLISSIE GSA SIN | 711-17

BASE PRICE | \$10,066
E2044-NA

*ARM PRICES LISTED AS SINGLE ARM ONLY

Code	Grade 1	Grade 2/ COM	Grade 3	Grade 4/ COL	Grade 5	Grade 6	Grade 7	Grade 8	Leather 1	Leather 2	Leather 3
SEAT + OTTOMAN	\$6,034	\$6,377	\$6,598	\$6,892	\$7,149	\$7,602	\$8,117	\$8,692	\$9,948	\$10,505	\$12,184
BACK	\$4,032	\$4,424	\$4,676	\$5,012	\$5,306	\$5,824	\$6,412	\$7,070	\$8,505	\$9,142	\$11,060
LOW WIDE ARM*	\$410	\$452	\$479	\$515	\$547	\$602	\$665	\$736	\$889	\$958	\$1,163
LOW NARROW ARM*	\$338	\$373	\$396	\$426	\$452	\$498	\$551	\$609	\$737	\$794	\$966
HIGH WIDE ARM*	\$514	\$563	\$595	\$637	\$673	\$738	\$812	\$894	\$1,073	\$1,153	\$1,393
HIGH NARROW ARM*	\$431	\$480	\$512	\$554	\$590	\$655	\$729	\$811	\$990	\$1,070	\$1,310
LOW DOUBLE WIDE	\$100	\$184	\$238	\$310	\$373	\$484	\$610	\$751	\$1,059	\$1,195	\$1,606
PARTIAL SCREEN	\$1,152	\$1,390	\$1,543	\$1,747	\$1,926	\$2,240	\$2,597	\$2,997	\$3,868	\$4,255	\$5,419
FULL SCREEN	\$1,792	\$2,177	\$2,425	\$2,755	\$3,043	\$3,552	\$4,130	\$4,776	\$6,185	\$6,811	\$8,695
SURROUND SCREEN	\$2,240	\$2,737	\$3,057	\$3,483	\$3,855	\$4,512	\$5,258	\$6,092	\$7,911	\$8,719	\$11,151

NOTES

- See page 46 for general features and notes
- See page 47-48 for dimensions and customers own material yardage

SERIES	E2	Exchange L-Shape	CODE		CODE	\$
BACK STYLE	0	Midback	X	No Back Bench		VAR
LEG	44	4 x 4				-
END OPTION	LNA	No Arm - Left End	RNA	No Arm - Right End		-
	LLK	Linking End - Left End	RLK	Linking End - Right End		VAR
	LLW	Low Wide - Left End	RLW	Low Wide - Right End		VAR
	LLN	Low Narrow - Left End	RLN	Low Narrow - Right End		VAR
	LHW	High Wide - Left End	RHW	High Wide - Right End		VAR
	LHN	High Narrow - Left End	RHN	High Narrow - Right End		VAR
	LPT	12" Platform - Left End	RPT	12" Platform - Right End		\$950
ARM SURFACE	WH	White	CL	Clay	WW	Washed Wood \$340
	NT	Natural	TA	Taupe	WL	Light Wood \$340
	FO	Fog	EA	Earth	WM	Medium Wood \$340
	MS	Mist	BK	Black	WS	Slate Wood \$340
					WD	Dark Wood \$340
LEG POSITION	US	Under Seat [Bench + Narrow Arms Only]	UA	Under Arm [not available for Bench]		-
LEG TYPE	SL	Standard Leg	MO	Wood Leg [Medium Oak]	DO	Wood Leg [Dark Oak] \$135
	LO	Wood Leg [Light Oak]				-
PAINT FINISH	MON	Matte Onyx	MSK	Matte Smoke		-
[will reflect all painted components]	PON	Onyx	PSK	Smoke	PHZ	Haze -
	PCT	Cotton	PCU	Currant	PMI	Midnight -
POWER FINISH	O	Matte Onyx	C	Matte Cloud	S	Matte Smoke -
POWER LOCATION	L	Power USB Single Left Arm	R	Power USB Single Right Arm		\$250
Code: Combine color + side Example CR = Cloud Single Right Arm FOR DUAL POWER SPECIFY LEFT AND RIGHT ARM						
SCREEN TYPE	PS	Partial Screen	FS	Full Screen*	SS	Surround Screen* VAR
FREIGHT OPTIONS	BW	Blanket Wrapped Fully Assembled [25 seat min]				\$525
	PA	Partially Assembled				\$700
FREIGHT REQUIREMENTS	AS	Allseating Standard				-
	FQ	Special Freight Instructions**				VAR
	GD	Guaranteed Delivery**				VAR

* Available with matching ARMS only

** Call for Quote

*** Price includes laminate


TO ORDER SIMPLY FILL IN THE BLANKS

E2 - - 44 - L - R - - - - - - - - - -

SERIES BACK STYLE LEG END OPTION END OPTION ARM SURFACE LEG POSITION LEG TYPE PAINT FINISH POWER FINISH+LOCATION SCREEN TYPE FREIGHT OPTION FREIGHT REQUIREMENTS FABRIC CODE
Please refer to allseating.com for fabric codes.



ING
ALORA
PILLOWS
ASTUTE
ATTUNE
AVES
CHIROGNI
DART
DOVE
EIGHTY-TWO
ENTAIL
EQUATION
EXCHANGE
FOSTER
INERTIA
INMATE
JIF
L1
LENO
MANTHA
PRATA
PRESTO
RAINBOW
REQUISITE
RSS
RUHE
THERAPOD
TUCK
WATSON
YOU
ZIP



EXCHANGE® U-SHAPE 2x2

DESIGN | NICK GILLISSIE GSA SIN | 33721

BASE PRICE | \$9,156
E3022-NA

*ARM PRICES LISTED AS SINGLE ARM ONLY

Code	Grade 1	Grade 2/ COM	Grade 3	Grade 4/ COL	Grade 5	Grade 6	Grade 7	Grade 8	Leather 1	Leather 2	Leather 3
SEAT + OTTOMAN	\$5,124	\$5,418	\$5,607	\$5,859	\$6,080	\$6,468	\$6,909	\$7,403	\$8,479	\$8,957	\$10,395
BACK	\$4,032	\$4,424	\$4,676	\$5,012	\$5,306	\$5,824	\$6,412	\$7,070	\$8,505	\$9,142	\$11,060
LOW WIDE ARM*	\$410	\$452	\$479	\$515	\$547	\$602	\$665	\$736	\$889	\$958	\$1,163
LOW NARROW ARM*	\$338	\$373	\$396	\$426	\$452	\$498	\$551	\$609	\$737	\$794	\$966
HIGH WIDE ARM*	\$514	\$563	\$595	\$637	\$673	\$738	\$812	\$894	\$1,073	\$1,153	\$1,393
HIGH NARROW ARM*	\$431	\$480	\$512	\$554	\$590	\$655	\$729	\$811	\$990	\$1,070	\$1,310
LOW DOUBLE WIDE	\$200	\$368	\$476	\$620	\$746	\$968	\$1,220	\$1,502	\$2,117	\$2,390	\$3,212
PARTIAL SCREEN	\$768	\$950	\$1,067	\$1,223	\$1,360	\$1,600	\$1,873	\$2,179	\$2,845	\$3,141	\$4,031
FULL SCREEN	\$2,112	\$2,616	\$2,940	\$3,372	\$3,750	\$4,416	\$5,172	\$6,018	\$7,863	\$8,682	\$11,148
SURROUND SCREEN	\$2,560	\$3,176	\$3,572	\$4,100	\$4,562	\$5,376	\$6,300	\$7,334	\$9,589	\$10,590	\$13,604

NOTES

- See page 46 for general features and notes
- See page 47-48 for dimensions and customers own material yardage

SERIES	E3	Exchange U-Shape	CODE		CODE	\$
BACK STYLE	0	Midback	X	No Back Bench		VAR
LEG	22	2 x 2				-
END OPTION	LNA	No Arm - Left End	RNA	No Arm - Right End		-
	LLK	Linking End - Left End	RLK	Linking End - Right End		VAR
	LLW	Low Wide - Left End	RLW	Low Wide - Right End		VAR
	LLN	Low Narrow - Left End	RLN	Low Narrow - Right End		VAR
	LHW	High Wide - Left End	RHW	High Wide - Right End		VAR
	LHN	High Narrow - Left End	RHN	High Narrow - Right End		VAR
	LPT	12" Platform - Left End	RPT	12" Platform - Right End		\$950
ARM SURFACE	WH	White	CL	Clay	WW	Washed Wood \$340
	NT	Natural	TA	Taupe	WL	Light Wood \$340
	FO	Fog	EA	Earth	WM	Medium Wood \$340
	MS	Mist	BK	Black	WS	Slate Wood \$340
					WD	Dark Wood \$340
LEG POSITION	US	Under Seat [Bench + Narrow Arms Only]	UA	Under Arm [not available for Bench]		-
LEG TYPE	SL	Standard Leg	MO	Wood Leg [Medium Oak]	DO	Wood Leg [Dark Oak] \$135
	LO	Wood Leg [Light Oak]				-
PAINT FINISH	MON	Matte Onyx	MSK	Matte Smoke		-
[will reflect all painted components]	PON	Onyx	PSK	Smoke	PHZ	Haze -
	PCT	Cotton	PCU	Currant	PMI	Midnight -
POWER FINISH	O	Matte Onyx	C	Matte Cloud	S	Matte Smoke -
POWER LOCATION	L	Power USB Single Left Arm	R	Power USB Single Right Arm		\$250
Code: Combine color + side Example CR = Cloud Single Right Arm FOR DUAL POWER SPECIFY LEFT AND RIGHT ARM						
SCREEN TYPE	PS	Partial Screen	FS	Full Screen*	SS	Surround Screen* VAR
FREIGHT OPTIONS	BW	Blanket Wrapped Fully Assembled [25 seat min]				\$450
	PA	Partially Assembled				\$600
FREIGHT REQUIREMENTS	AS	Allseating Standard				-
	FQ	Special Freight Instructions**				VAR
	GD	Guaranteed Delivery**				VAR

* Available with matching ARMS only

** Call for Quote

*** Price includes laminate

TO ORDER SIMPLY FILL IN THE BLANKS

E3 - - 22 - L - R - - - - - - - - - -

SERIES BACK STYLE LEG END OPTION END OPTION ARM SURFACE LEG POSITION LEG TYPE PAINT FINISH POWER FINISH+LOCATION SCREEN TYPE FREIGHT OPTION FREIGHT REQUIREMENTS FABRIC CODE
Please refer to allseating.com for fabric codes.

ING
ALORA
PILLOWS
ASTUTE
ATTUNE
AVES
CHIROGNI
DART
DOVE
EIGHTY-TWO
ENTAIL
EQUATION
EXCHANGE
FOSTER
INERTIA
INMATE
JIF
L1
LENO
MANTHA
PRATA
PRESTO
RAINBOW
REQUISITE
RSS
RUHE
THERAPOD
TUCK
WATSON
YOU
ZIP



EXCHANGE® U-SHAPE 3x3

DESIGN | NICK GILLISSIE GSA SIN | 33721

BASE PRICE | \$11,900
E3033-NA

*ARM PRICES LISTED AS SINGLE ARM ONLY

Code	Grade 1	Grade 2/ COM	Grade 3	Grade 4/ COL	Grade 5	Grade 6	Grade 7	Grade 8	Leather 1	Leather 2	Leather 3
SEAT + OTTOMAN	\$6,860	\$7,252	\$7,504	\$7,840	\$8,134	\$8,652	\$9,240	\$9,898	\$11,333	\$11,970	\$13,888
BACK	\$5,040	\$5,530	\$5,845	\$6,265	\$6,633	\$7,280	\$8,015	\$8,838	\$10,631	\$11,428	\$13,825
LOW WIDE ARM*	\$410	\$452	\$479	\$515	\$547	\$602	\$665	\$736	\$889	\$958	\$1,163
LOW NARROW ARM*	\$338	\$373	\$396	\$426	\$452	\$498	\$551	\$609	\$737	\$794	\$966
HIGH WIDE ARM*	\$514	\$563	\$595	\$637	\$673	\$738	\$812	\$894	\$1,073	\$1,153	\$1,393
HIGH NARROW ARM*	\$431	\$480	\$512	\$554	\$590	\$655	\$729	\$811	\$990	\$1,070	\$1,310
LOW DOUBLE WIDE	\$200	\$368	\$476	\$620	\$746	\$968	\$1,220	\$1,502	\$2,117	\$2,390	\$3,212
PARTIAL SCREEN	\$1,152	\$1,404	\$1,566	\$1,782	\$1,971	\$2,304	\$2,682	\$3,105	\$4,028	\$4,437	\$5,670
FULL SCREEN	\$2,240	\$2,744	\$3,068	\$3,500	\$3,878	\$4,544	\$5,300	\$6,146	\$7,991	\$8,810	\$11,276
SURROUND SCREEN	\$2,688	\$3,304	\$3,700	\$4,228	\$4,690	\$5,504	\$6,428	\$7,462	\$9,717	\$10,718	\$13,732

NOTES

- See page 46 for general features and notes
- See page 47-48 for dimensions and customers own material yardage

SERIES	E3	Exchange U-Shape	CODE		CODE	\$
BACK STYLE	0	Midback	X	No Back Bench		VAR
LEG	33	3 x 3				-
END OPTION	LNA	No Arm - Left End	RNA	No Arm - Right End		-
	LLK	Linking End - Left End	RLK	Linking End - Right End		VAR
	LLW	Low Wide - Left End	RLW	Low Wide - Right End		VAR
	LLN	Low Narrow - Left End	RLN	Low Narrow - Right End		VAR
	LHW	High Wide - Left End	RHW	High Wide - Right End		VAR
	LHN	High Narrow - Left End	RHN	High Narrow - Right End		VAR
	LPT	12" Platform - Left End	RPT	12" Platform - Right End		\$950
ARM SURFACE	WH	White	CL	Clay	WW	Washed Wood \$340
	NT	Natural	TA	Taupe	WL	Light Wood \$340
	FO	Fog	EA	Earth	WM	Medium Wood \$340
	MS	Mist	BK	Black	WS	Slate Wood \$340
					WD	Dark Wood \$340
LEG POSITION	US	Under Seat [Bench + Narrow Arms Only]	UA	Under Arm [not available for Bench]		-
LEG TYPE	SL	Standard Leg	MO	Wood Leg [Medium Oak]	DO	Wood Leg [Dark Oak] \$135
	LO	Wood Leg [Light Oak]				-
PAINT FINISH [will reflect all painted components]	MON	Matte Onyx	MSK	Matte Smoke	PHZ	Haze -
	PON	Onyx	PSK	Smoke	PMI	Midnight -
	PCT	Cotton	PCU	Currant	S	Matte Smoke -
POWER FINISH	O	Matte Onyx	C	Matte Cloud		-
POWER LOCATION Code: Combine color + side Example CR = Cloud Single Right Arm FOR DUAL POWER SPECIFY LEFT AND RIGHT ARM	L	Power USB Single Left Arm	R	Power USB Single Right Arm		\$250
SCREEN TYPE	PS	Partial Screen	FS	Full Screen*	SS	Surround Screen* VAR
FREIGHT OPTIONS	BW	Blanket Wrapped Fully Assembled [25 seat min]				\$600
	PA	Partially Assembled				\$800
FREIGHT REQUIREMENTS	AS	Allseating Standard				-
	FQ	Special Freight Instructions**				VAR
	GD	Guaranteed Delivery**				VAR

* Available with matching ARMS only

** Call for Quote

*** Price includes laminate

TO ORDER SIMPLY FILL IN THE BLANKS

E3 - - 33 - L - R - - - - - - - - - -

SERIES BACK STYLE LEG END OPTION END OPTION ARM SURFACE LEG POSITION LEG TYPE PAINT FINISH POWER FINISH+LOCATION SCREEN TYPE FREIGHT OPTION FREIGHT REQUIREMENTS FABRIC CODE
Please refer to allseating.com for fabric codes.

ING
ALORA
PILLOWS
ASTUTE
ATTUNE
AVES
CHIROGNI
DART
DOVE
EIGHTY-TWO
ENTAIL
EQUATION
EXCHANGE
FOSTER
INERTIA
INMATE
JIF
L1
LENO
MANTHA
PRATA
PRESTO
RAINBOW
REQUISITE
RSS
RUHE
THERAPOD
TUCK
WATSON
YOU
ZIP



EXCHANGE® U-SHAPE 4x4

DESIGN | NICK GILLISSIE GSA SIN | 33721

BASE PRICE | \$14,416
E3044-NA

*ARM PRICES LISTED AS SINGLE ARM ONLY

Code	Grade 1	Grade 2/ COM	Grade 3	Grade 4/ COL	Grade 5	Grade 6	Grade 7	Grade 8	Leather 1	Leather 2	Leather 3
SEAT + OTTOMAN	\$8,596	\$9,086	\$9,401	\$9,821	\$10,189	\$10,836	\$11,571	\$12,394	\$14,187	\$14,984	\$17,381
BACK	\$5,820	\$6,408	\$6,786	\$7,290	\$7,731	\$8,508	\$9,390	\$10,377	\$12,530	\$13,485	\$16,362
LOW WIDE ARM*	\$410	\$452	\$479	\$515	\$547	\$602	\$665	\$736	\$889	\$958	\$1,163
LOW NARROW ARM*	\$338	\$373	\$396	\$426	\$452	\$498	\$551	\$609	\$737	\$794	\$966
HIGH WIDE ARM*	\$514	\$563	\$595	\$637	\$673	\$738	\$812	\$894	\$1,073	\$1,153	\$1,393
HIGH NARROW ARM*	\$431	\$480	\$512	\$554	\$590	\$655	\$729	\$811	\$990	\$1,070	\$1,310
LOW DOUBLE WIDE	\$200	\$368	\$476	\$620	\$746	\$968	\$1,220	\$1,502	\$2,117	\$2,390	\$3,212
PARTIAL SCREEN	\$1,536	\$1,858	\$2,065	\$2,341	\$2,583	\$3,008	\$3,491	\$4,032	\$5,210	\$5,734	\$7,309
FULL SCREEN	\$2,624	\$3,212	\$3,590	\$4,094	\$4,535	\$5,312	\$6,194	\$7,181	\$9,334	\$10,289	\$13,166
SURROUND SCREEN	\$3,072	\$3,772	\$4,222	\$4,822	\$5,347	\$6,272	\$7,322	\$8,497	\$11,060	\$12,197	\$15,622

NOTES

- See page 46 for general features and notes
- See page 47-48 for dimensions and customers own material yardage

SERIES	E3	Exchange U-Shape	CODE		CODE	\$
BACK STYLE	0	Midback	X	No Back Bench		VAR
LEG	44	4 x 4				-
END OPTION	LNA	No Arm - Left End	RNA	No Arm - Right End		-
	LLK	Linking End - Left End	RLK	Linking End - Right End		VAR
	LLW	Low Wide - Left End	RLW	Low Wide - Right End		VAR
	LLN	Low Narrow - Left End	RLN	Low Narrow - Right End		VAR
	LHW	High Wide - Left End	RHW	High Wide - Right End		VAR
	LHN	High Narrow - Left End	RHN	High Narrow - Right End		VAR
	LPT	12" Platform - Left End	RPT	12" Platform - Right End		\$950
ARM SURFACE	WH	White	CL	Clay	WW	Washed Wood \$340
	NT	Natural	TA	Taupe	WL	Light Wood \$340
	FO	Fog	EA	Earth	WM	Medium Wood \$340
	MS	Mist	BK	Black	WS	Slate Wood \$340
					WD	Dark Wood \$340
LEG POSITION	US	Under Seat [Bench + Narrow Arms Only]	UA	Under Arm [not available for Bench]		-
LEG TYPE	SL	Standard Leg				-
	WL	Wire Leg [Chrome Only] [for painted contact Sales Support]				\$465
	LO	Wood Leg [Light Oak]	MO	Wood Leg [Medium Oak]	DO	Wood Leg [Dark Oak] \$135
PAINT FINISH	MON	Matte Onyx	MSK	Matte Smoke		-
[will reflect all painted components]	PON	Onyx	PSK	Smoke	PHZ	Haze -
	PCT	Cotton	PCU	Currant	PMI	Midnight -
POWER FINISH	O	Matte Onyx	C	Matte Cloud	S	Matte Smoke -
POWER LOCATION	L	Power USB Single Left Arm	R	Power USB Single Right Arm		\$250
Code: Combine color + side Example CR = Cloud Single Right Arm FOR DUAL POWER SPECIFY LEFT AND RIGHT ARM						
SCREEN TYPE	PS	Partial Screen	FS	Full Screen*	SS	Surround Screen* VAR
FREIGHT OPTIONS	BW	Blanket Wrapped Fully Assembled [25 seat min]				\$750
	PA	Partially Assembled				\$1,000
FREIGHT REQUIREMENTS	AS	Allseating Standard				-
	FQ	Special Freight Instructions**				VAR
	GD	Guaranteed Delivery**				VAR

* Available with matching ARMS only

** Call for Quote

*** Price includes laminate

TO ORDER SIMPLY FILL IN THE BLANKS

E3 - - 44 - L - R - - - - - - - - - -

SERIES BACK STYLE LEG END OPTION END OPTION ARM SURFACE LEG POSITION LEG TYPE PAINT FINISH POWER FINISH+LOCATION SCREEN TYPE FREIGHT OPTION FREIGHT REQUIREMENTS FABRIC CODE
Please refer to allseating.com for fabric codes.

ING
ALORA
PILLOWS
ASTUTE
ATTUNE
AVES
CHROMIUM
DART
DOVE
EIGHTY-TWO
ENTAIL
EQUATION
EXCHANGE
FOSTER
INERTIA
INMATE
JIF
L1
LENO
MANTHA
PRATA
PRESTO
RAINBOW
REQUISITE
RSS
RUHE
THERAPOD
TUCK
WATSON
YOU
ZIP



EXCHANGE[®] CONSOLE TWO-SEATER LINEAR

DESIGN | NICK GILLISSIE
GSA SIN | 711-17

BASE PRICE | \$6,512
E7012-NA

*ARM PRICES LISTED AS SINGLE ARM ONLY

NOTES

- See page 46 for general features and notes
- See page 47-48 for dimensions and customers own material yardage
- Linking Ends can be paired with any other End option. All arms or 12" Platform Ends must be paired with either the same on the opposite end or a Linking End
- Refer to Application Guide for rules on using linking ends
- Laminate surface only incurs \$340 upcharge if specified Left or Right [\$340 charge per side]. Standard Middle laminate for console incurs no upcharge
- Middle Laminate finish must be selected
- Middle power finish must be selected

Code	Grade 1	Grade 2/ COM	Grade 3	Grade 4/ COL	Grade 5	Grade 6	Grade 7	Grade 8	Leather 1	Leather 2	Leather 3
SEAT + OTTOMAN	\$1,736	\$1,834	\$1,897	\$1,981	\$2,055	\$2,184	\$2,331	\$2,496	\$2,854	\$3,014	\$3,493
MIDBACK	\$1,008	\$1,106	\$1,169	\$1,253	\$1,327	\$1,456	\$1,603	\$1,768	\$2,126	\$2,286	\$2,765
HIGHBACK	\$1,308	\$1,420	\$1,492	\$1,588	\$1,672	\$1,820	\$1,988	\$2,176	\$2,586	\$2,768	\$3,316
CONSOLE	\$3,000	\$3,000	\$3,000	\$3,000	\$3,000	\$3,000	\$3,000	\$3,000	\$3,000	\$3,000	\$3,000
LOW WIDE ARM*	\$410	\$452	\$479	\$515	\$547	\$602	\$665	\$736	\$889	\$958	\$1,163
LOW NARROW ARM*	\$338	\$373	\$396	\$426	\$452	\$498	\$551	\$609	\$737	\$794	\$966
HIGH WIDE ARM*	\$514	\$563	\$595	\$637	\$673	\$738	\$812	\$894	\$1,073	\$1,153	\$1,393
HIGH NARROW ARM*	\$431	\$480	\$512	\$554	\$590	\$655	\$729	\$811	\$990	\$1,070	\$1,310
PARTIAL SCREEN	\$768	\$936	\$1,044	\$1,188	\$1,314	\$1,536	\$1,788	\$2,070	\$2,685	\$2,958	\$3,780
FULL SCREEN	\$960	\$1,170	\$1,305	\$1,485	\$1,643	\$1,920	\$2,235	\$2,588	\$3,356	\$3,698	\$4,725
SURROUND SCREEN	\$1,408	\$1,730	\$1,937	\$2,213	\$2,455	\$2,880	\$3,363	\$3,904	\$5,082	\$5,606	\$7,181

SERIES	E7	Exchange Console	CODE	CODE	\$
BACK STYLE	0	Midback	1	Highback	VAR
LEG	12	Two-Seater Linear			-
END OPTION	LNA	No Arm - Left End	RNA	No Arm - Right End	-
	LLW	Low Wide - Left End	RLW	Low Wide - Right End	VAR
	LLN	Low Narrow - Left End	RLN	Low Narrow - Right End	VAR
	LHW	High Wide - Left End	RHW	High Wide - Right End	VAR
	LHN	High Narrow - Left End	RHN	High Narrow - Right End	VAR
	LPT	12" Platform - Left End [Includes Laminate Upcharge]	RPT	12" Platform - Right End [Includes Laminate Upcharge]	\$950
	LBP	Left Bent Ply End	RBP	Right Bent Ply End	\$1,500
LAMINATE POSITION	L	Left [Only Available on Low Wide & Narrow Arms]	R	Right [Only Available on Low Wide & Narrow Arms]	M Middle [Required with Console]
LAMINATE SURFACE	W	White	F	Fog	M Medium Wood \$340
Code: Combine color + side Example MW = Middle White Laminate Middle color selection required on Console unit					
LEG POSITION	US	Under Seat [Ottoman and No Arms Only]	UA	Under Arm [not available for Ottoman]	
LEG TYPE	SL	Standard Leg			-
	WL	Wire Leg [Chrome Only] [for painted contact Sales Support]			\$465
	LO	Wood Leg [Light Oak]	MO	Wood Leg [Medium Oak]	DO Wood Leg [Dark Oak] \$135
PAINT FINISH	PCT	Cotton	PHZ	Haze	PPO Pottery -
[will reflect all painted components]					
POWER FINISH	O	Matte Onyx	C	Matte Cloud	S Matte Smoke -
POWER LOCATION	M	Middle [Standard with Console]	L	Power USB Single Left Arm	R Power USB Single Right Arm \$250
Code: Combine color + side Example CR = Cloud Single Right Arm Middle power selection required on Console unit					
SCREEN TYPE [SCREEN REQUIRED FOR CONSOLE UNITS]	PS	Partial Screen	FS	Full Screen*	SS Surround Screen* VAR
FREIGHT OPTIONS	BW	Blanket Wrapped Fully Assembled [25 seat min]			\$225
	PA	Partially Assembled			\$300
FREIGHT REQUIREMENTS	AS	Allseating Standard			-
	FQ	Special Freight Instructions**			VAR
	GD	Guaranteed Delivery**			VAR

* Available with matching ARMS only

** Call for Quote

*** Price includes laminate

TO ORDER SIMPLY FILL IN THE BLANKS

E7 - - 12 - L - R - - - - - - - - - - - -

SERIES BACK STYLE LEG END OPTION END OPTION LAMINATE POSITION LAMINATE SURFACE LEG POSITION LEG TYPE PAINT FINISH POWER FINISH+LOCATION SCREEN TYPE FREIGHT OPTION FREIGHT REQUIREMENTS FABRIC CODE
Please refer to allseating.com for fabric codes.

INGO
ALORA
PILLOWS
ASTUTE
ATTUNE
ATLES
CHIROFORM
DART
DOVE
EIGHTY-TWO
ENTAIL
EQUATION
EXCHANGE
FOSTER
INERTIA
INMATE
JIF
L1
LENO
MANTRA
PARIA
PRESTO
RAINBOW
REQUISITE
RSS
RUHE
THERAPOD
TUCK
WATSON
YOU
ZIP



EXCHANGE® CONSOLE THREE-SEATER LINEAR

DESIGN | NICK GILLISSIE
GSA SIN | 711-17

BASE PRICE | \$13,024
E7014-NA

*ARM PRICES LISTED AS SINGLE ARM ONLY

NOTES

- See page 46 for general features and notes
- See page 47-48 for dimensions and customers own material yardage
- Linking Ends can be paired with any other End option. All arms or 12" Platform Ends must be paired with either the same on the opposite end or a Linking End
- Refer to Application Guide for rules on using linking ends
- Laminate surface only incurs \$340 upcharge if specified Left or Right [\$340 charge per side]. Standard Middle laminate for console incurs no upcharge
- Middle Laminate finish must be selected
- Middle power finish must be selected

Code	Grade 1	Grade 2/ COM	Grade 3	Grade 4/ COL	Grade 5	Grade 6	Grade 7	Grade 8	Leather 1	Leather 2	Leather 3
SEAT + OTTOMAN	\$3,472	\$3,668	\$3,794	\$3,962	\$4,109	\$4,368	\$4,662	\$4,991	\$5,709	\$6,027	\$6,986
MIDBACK	\$2,016	\$2,212	\$2,338	\$2,506	\$2,653	\$2,912	\$3,206	\$3,535	\$4,253	\$4,571	\$5,530
HIGHBACK	\$2,616	\$2,840	\$2,984	\$3,176	\$3,344	\$3,640	\$3,976	\$4,352	\$5,172	\$5,536	\$6,632
TWO CONSOLES	\$6,000	\$6,000	\$6,000	\$6,000	\$6,000	\$6,000	\$6,000	\$6,000	\$6,000	\$6,000	\$6,000
LOW WIDE ARM*	\$410	\$452	\$479	\$515	\$547	\$602	\$665	\$736	\$889	\$958	\$1,163
LOW NARROW ARM*	\$338	\$373	\$396	\$426	\$452	\$498	\$551	\$609	\$737	\$794	\$966
HIGH WIDE ARM*	\$514	\$563	\$595	\$637	\$673	\$738	\$812	\$894	\$1,073	\$1,153	\$1,393
HIGH NARROW ARM*	\$431	\$480	\$512	\$554	\$590	\$655	\$729	\$811	\$990	\$1,070	\$1,310
PARTIAL SCREEN	\$1,536	\$1,858	\$2,065	\$2,341	\$2,583	\$3,008	\$3,491	\$4,032	\$5,210	\$5,734	\$7,309
FULL SCREEN	\$1,728	\$2,085	\$2,315	\$2,621	\$2,888	\$3,360	\$3,896	\$4,495	\$5,802	\$6,382	\$8,129
SURROUND SCREEN	\$2,176	\$2,645	\$2,947	\$3,349	\$3,700	\$4,320	\$5,024	\$5,811	\$7,528	\$8,290	\$10,585

SERIES	E7	Exchange Console	CODE		CODE		\$
BACK STYLE	0	Midback	1	Highback			VAR
LEG	14	Four-Seater Linear					-
END OPTION	LNA	No Arm - Left End	RNA	No Arm - Right End			-
	LLW	Low Wide - Left End	RLW	Low Wide - Right End			VAR
	LLN	Low Narrow - Left End	RLN	Low Narrow - Right End			VAR
	LHW	High Wide - Left End	RHW	High Wide - Right End			VAR
	LHN	High Narrow - Left End	RHN	High Narrow - Right End			VAR
	LPT	12" Platform - Left End [Includes Laminate Upcharge]	RPT	12" Platform - Right End [Includes Laminate Upcharge]			\$950
	LBP	Left Bent Ply End	RBP	Right Bent Ply End			\$1,500
LAMINATE POSITION	L	Left [Only Available on Low Wide & Narrow Arms]	R	Right [Only Available on Low Wide & Narrow Arms]	M	Middle [Required with Console]	
LAMINATE SURFACE	W	White	F	Fog	M	Medium Wood	\$340
Code: Combine color + side Example MW = Middle White Laminate Middle color selection required on Console unit							
LEG POSITION	US	Under Seat [Ottoman and No Arms Only]	UA	Under Arm [not available for Ottoman]			
LEG TYPE	SL	Standard Leg					-
	WL	Wire Leg [Chrome Only] [for painted contact Sales Support]					\$465
	LO	Wood Leg [Light Oak]	MO	Wood Leg [Medium Oak]	DO	Wood Leg [Dark Oak]	\$135
PAINT FINISH	PCT	Cotton	PHZ	Haze	PPO	Pottery	-
[will reflect all painted components]							
POWER FINISH	O	Matte Onyx	C	Matte Cloud	S	Matte Smoke	-
POWER LOCATION	M	Middle [Standard with Console]	L	Power USB Single Left Arm	R	Power USB Single Right Arm	\$250
Code: Combine color + side Example CR = Cloud Single Right Arm Middle power selection required on Console unit							
SCREEN TYPE [SCREEN REQUIRED FOR CONSOLE UNITS]	PS	Partial Screen	FS	Full Screen*	SS	Surround Screen*	VAR
FREIGHT OPTIONS	BW	Blanket Wrapped Fully Assembled [25 seat min]					\$450
	PA	Partially Assembled					\$600
FREIGHT REQUIREMENTS	AS	Allseating Standard					-
	FQ	Special Freight Instructions**					VAR
	GD	Guaranteed Delivery**					VAR

* Available with matching ARMS only

** Call for Quote

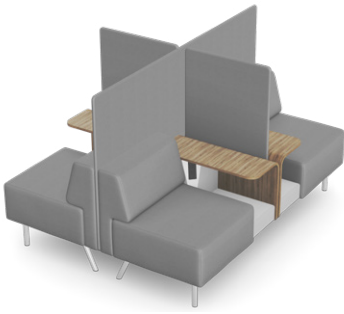
*** Price includes laminate

TO ORDER SIMPLY FILL IN THE BLANKS

E7 - - 14 - L - R - - - - - - - - - - - -

SERIES BACK STYLE LEG END OPTION END OPTION LAMINATE POSITION LAMINATE SURFACE LEG POSITION LEG TYPE PAINT FINISH POWER FINISH+LOCATION SCREEN TYPE FREIGHT OPTION FREIGHT REQUIREMENTS FABRIC CODE
Please refer to allseating.com for fabric codes.

INGO
ALORA
PILLOWS
ASTUTE
ATTUNE
ATLES
CHIROFORM
DART
DOVE
EIGHTY-TWO
ENTAIL
EQUATION
EXCHANGE
FOSTER
INERTIA
INMATE
JIF
L1
LENO
MANTRA
PARIA
PRESTO
RAINBOW
REQUISITE
RSS
RUHE
THERAPOD
TUCK
WATSON
YOU
ZIP



EXCHANGE® CONSOLE FOUR-SEATER LINEAR

DESIGN | NICK GILLISSIE
GSA SIN | 711-17

BASE PRICE | \$12,256

*ARM PRICES LISTED AS SINGLE ARM ONLY

E7024-NA

NOTES

- See page 46 for general features and notes
- See page 47-48 for dimensions and customers own material yardage
- Linking Ends can be paired with any other End option. All arms or 12" Platform Ends must be paired with either the same on the opposite end or a Linking End
- Refer to Application Guide for rules on using linking ends
- Laminate surface only incurs \$340 upcharge if specified Left or Right [\$340 charge per side]. Standard Middle laminate for console incurs no upcharge
- Middle Laminate finish must be selected
- Middle power finish must be selected
- Choosing a Left or Right End Option includes 2 Ends for each side (both front and back of unit)

Code	Grade 1	Grade 2/ COM	Grade 3	Grade 4/ COL	Grade 5	Grade 6	Grade 7	Grade 8	Leather 1	Leather 2	Leather 3
SEAT + OTTOMAN	\$3,472	\$3,668	\$3,794	\$3,962	\$4,109	\$4,368	\$4,662	\$4,991	\$5,709	\$6,027	\$6,986
MIDBACK	\$2,016	\$2,212	\$2,338	\$2,506	\$2,653	\$2,912	\$3,206	\$3,535	\$4,253	\$4,571	\$5,530
HIGHBACK	\$2,616	\$2,840	\$2,984	\$3,176	\$3,344	\$3,640	\$3,976	\$4,352	\$5,172	\$5,536	\$6,632
TWO CONSOLES	\$6,000	\$6,000	\$6,000	\$6,000	\$6,000	\$6,000	\$6,000	\$6,000	\$6,000	\$6,000	\$6,000
LOW WIDE ARM*	\$820	\$904	\$958	\$1,030	\$1,093	\$1,204	\$1,330	\$1,471	\$1,779	\$1,915	\$2,326
LOW NARROW ARM*	\$676	\$746	\$791	\$851	\$904	\$996	\$1,101	\$1,219	\$1,475	\$1,589	\$1,931
HIGH WIDE ARM*	\$1,028	\$1,126	\$1,189	\$1,273	\$1,347	\$1,476	\$1,623	\$1,788	\$2,146	\$2,306	\$2,785
HIGH NARROW ARM*	\$862	\$960	\$1,023	\$1,107	\$1,181	\$1,310	\$1,457	\$1,622	\$1,980	\$2,140	\$2,619
PARTIAL SCREEN	\$768	\$936	\$1,044	\$1,188	\$1,314	\$1,536	\$1,788	\$2,070	\$2,685	\$2,958	\$3,780
FULL SCREEN	\$960	\$1,170	\$1,305	\$1,485	\$1,643	\$1,920	\$2,235	\$2,588	\$3,356	\$3,698	\$4,725
SURROUND SCREEN	\$2,048	\$2,524	\$2,830	\$3,238	\$3,595	\$4,224	\$4,938	\$5,737	\$7,480	\$8,253	\$10,582

SERIES	E7	Exchange Console	CODE	CODE	\$
BACK STYLE	0	Midback	1	Highback	VAR
LEG	24	Four-Seater Back-To-Back			-
END OPTION	LNA	No Arm - Left End	RNA	No Arm - Right End	-
	LLW	Low Wide - Left End	RLW	Low Wide - Right End	VAR
	LLN	Low Narrow - Left End	RLN	Low Narrow - Right End	VAR
	LHW	High Wide - Left End	RHW	High Wide - Right End	VAR
	LHN	High Narrow - Left End	RHN	High Narrow - Right End	VAR
	LPT	12" Platform - Left End [Includes Laminate Upcharge]	RPT	12" Platform - Right End [Includes Laminate Upcharge]	\$950
	LBP	Left Bent Ply End	RBP	Right Bent Ply End	\$3,000
LAMINATE POSITION	L	Left [Only Available on Low Wide & Narrow Arms]	R	Right [Only Available on Low Wide & Narrow Arms]	M Middle [Required with Console]
LAMINATE SURFACE	W	White	F	Fog	M Medium Wood \$680
Code: Combine color + side Example MW = Middle White Laminate Middle color selection required on Console unit					
LEG POSITION	US	Under Seat [Ottoman and No Arms Only]	UA	Under Arm [not available for Ottoman]	
LEG TYPE	SL	Standard Leg			-
	WL	Wire Leg [Chrome Only] [for painted contact Sales Support]			\$465
	LO	Wood Leg [Light Oak]	MO	Wood Leg [Medium Oak]	DO Wood Leg [Dark Oak] \$135
PAINT FINISH	PCT	Cotton	PHZ	Haze	PPO Pottery -
[will reflect all painted components]					
POWER FINISH	O	Matte Onyx	C	Matte Cloud	S Matte Smoke -
POWER LOCATION	M	Middle [Standard with Console]	L	Power USB Single Left Arm	R Power USB Single Right Arm \$250
Code: Combine color + side Example CR = Cloud Single Right Arm Middle power selection required on Console unit					
SCREEN TYPE [SCREEN REQUIRED FOR CONSOLE UNITS]	PS	Partial Screen	FS	Full Screen*	SS Surround Screen* VAR
FREIGHT OPTIONS	BW	Blanket Wrapped Fully Assembled [25 seat min]			\$450
	PA	Partially Assembled			\$600
FREIGHT REQUIREMENTS	AS	Allseating Standard			-
	FQ	Special Freight Instructions**			VAR
	GD	Guaranteed Delivery**			VAR

* Available with matching ARMS only

** Call for Quote

*** Price includes laminate

TO ORDER SIMPLY FILL IN THE BLANKS

E7 - - 24 - L - R - - - - - - - - - - - -

SERIES BACK STYLE LEG END OPTION END OPTION LAMINATE POSITION LAMINATE SURFACE LEG POSITION LEG TYPE PAINT FINISH POWER FINISH+LOCATION SCREEN TYPE FREIGHT OPTION FREIGHT REQUIREMENTS FABRIC CODE
Please refer to allseating.com for fabric codes.

INGO
ALORA
PILLOWS
ASTUTE
ATTUNE
AVES
CHROMIUM
DART
DOVE
EIGHTY-TWO
ENTAIL
EQUATION
EXCHANGE
FOSTER
INERTIA
INMATE
JIF
L1
LENO
MANTRA
PARIA
PRESTO
RAINBOW
REQUISITE
RSS
RUHE
THERAPOD
TUCK
WATSON
YOU
ZIP



EXCHANGE® TABLES

DESIGN | NICK GILLISSIE GSA SIN | 33721

BASE PRICE \$561	
E4X01	
Code	List Price
E4X01	\$561

FEATURES

- Frame/legs 14 guage steel
- High pressure laminate
- Seamless laminate surface
- Black nylon round glides

DIMENSIONS

- COCKTAIL: 18"H x 16"D
- RECTANGLE: 18"H x 48"W x 24"D
- COFFEE TABLE 24: 18"H x 24"D
- COFFEE TABLE 30: 18"H x 30"D
- COFFEE TABLE 36: 18"H x 36"D
- LAPTOP TABLE: 25"H x 16.5"W x 19.5"D"

NOTES

- Ships knocked down
- Laptop table warranted up to 300lbs.
- Warranted up to 250 lbs.
- This product meets the requirements set forth in ANSI/BIFMA HCF 8.1

SERIES	E4	Exchange Tables	QS	\$
BACK STYLE	X	No Back Not Applicable		-
LEG	1	Cocktail Table Round 16"		\$561
	7	Coffee Table Round 24"		\$748
	8	Coffee Table Round 30"		\$1,034
	9	Coffee Table Round 36" [NOT ON GSA CONTRACT]		\$1,450
	2	Coffee Table Rectangle 24" x 48"		\$1,289
	3	Laptop Table [NOT ON GSA CONTRACT]		\$884
TABLE HEIGHT [16" and 24" Round Tables Only]	18	Height 18" From Floor		-
	20	Height 20" From Floor		-
LAMINATE FINISH	BK	Black		-
	WH	White		-
	FO	Fog		-
	MS	Mist		-
	CL	Clay		-
	NT	Natural		-
	TA	Taupe		-
	EA	Earth		-
	WW	Washed Wood		-
	WL	Light Wood		-
	WM	Medium Wood		-
PAINT FINISH	WD	Dark Wood		-
	WS	Slate Wood		-
	MON	Matte Onyx		-
	MSK	Matte Smoke		-
	PBR	Birch		-
	PON	Onyx		-
	PPO	Pottery		-
	PSK	Smoke		-
	PHZ	Haze		-
	PCT	Cotton		-
	PCU	Currant		-
FREIGHT OPTIONS	PMI	Midnight		-
	KD	Knocked Down		-
	FA	Fully Assembled in a Carton [Laptop Table Only]		-
	BW	Blanket Wrapped Fully Assembled [25 Seat Min Laptop Table Only]		\$75
FREIGHT REQUIREMENTS	AS	Allseating Standard		-
	GD	Guaranteed Delivery Date and Time [Call for quote]		VAR
	FQ	Special Freight Instructions (Call for Quote)		VAR

TO ORDER SIMPLY FILL IN THE BLANKS

E4	-	X	-		-		-		-	KD	-		-	
SERIES		STYLE		LEG		LAMINATE FINISH		PAINT FINISH		FREIGHT OPTION		FREIGHT REQUIREMENTS		FABRIC CODE
Please refer to allseating.com for fabric codes.														

EXCHANGE[®] LINKING TABLES

DESIGN | NICK GILLISSIE GSA SIN | 33721



BASE PRICE | \$1,289

E4L07

Code	Grade 1	Grade 2/ COM	Grade 3	Grade 4/ COL	Grade 5	Grade 6	Grade 7	Grade 8	Leather 1	Leather 2	Leather 3
E4L07	\$1,289										
E4L01	\$1,586										
E4A01	\$1,346	\$1,374	\$1,392	\$1,416	\$1,437	\$1,474	\$1,516	\$1,563	\$1,666	\$1,711	\$1,848

FEATURES

- Frame/legs 14 guage steel
- High pressure laminate
- Seamless laminate surface
- Base list prices are for seat depth

DIMENSIONS

- COCKTAIL: 18"H x 16"D
- 120 Full Depth: 46"W x 24"D
- 120 Seat Depth: 37"W x 21.5"D
- 24 Full Depth: 23.25"W x 27.25"D
- 24 Seat Depth: 23.25"W x 24.25"D
- Swing Tablet: 8"H x 8"W x 8.5"D

SERIES	E4	Exchange Tables	QS	\$
BACK STYLE	L	Linking		-
	A	Accessory (Swing Tablet)		
LEG	7	24" Linking Table (seat depth)		\$1,289
	1	120 Degree Linking Table (seat depth)		\$1,525
	1	Swing Tablet (includes power)		VAR
LAMINATE FINISH	BK	Black		-
	WH	White		-
	FO	Fog		-
	MS	Mist		-
	CL	Clay		-
	NT	Taupe		-
	TA	Taupe		-
	EA	Earth		-
	WW	Washed Wood		-
	WL	Light Wood		-
	WM	Medium Wood		-
	WD	Dark Wood		-
	WS	Slate Wood		-
PAINT FINISH	MON	Matte Onyx		-
	MSK	Matte Smoke		-
	PBR	Birch [Coming Soon]		-
	PON	Onyx		-
	PPO	Pottery [Coming Soon]		-
	PSK	Smoke		-
	PHZ	Haze		-
	PCT	Cotton		-
	PCU	Currant		-
	PMI	Midnight		-
POWER	PO	Power Onyx		\$250
	PS	Power Smoke		\$250
	PC	Power Cloud		\$250
DEPTH (Linking Table Only)	SD	Seat Depth (recommended for benches)		-
	FD	Full Depth (recommended for seats with backs)		\$175
FREIGHT OPTIONS	KD	Knocked Down		-
FREIGHT REQUIREMENTS	AS	Allseating Standard		-
	GD	Guaranteed Delivery Date and Time [Call for quote]		VAR
	FQ	Special Freight Instructions (Call for Quote)		VAR

NOTES

- Ships knocked down
- Warranted up to 350 lbs.
- This product meets the requirements set forth in ANSI/BIFMA HCF 8.1

TO ORDER SIMPLY FILL IN THE BLANKS

E4									KD		
SERIES	STYLE	LEG	LAMINATE FINISH	SHELVING	PAINT FINISH	POWER	DEPTH	FREIGHT OPTION	FREIGHT REQUIREMENTS	FABRIC CODE	Please refer to allseating.com for fabric codes.



FOSTER® PATIENT

DESIGN | ALLSEATING
GSA SIN | 339113H

BASE PRICE | \$1,404
F1610-OA

A highback chair that balances comfort and durability. Features a steel frame construction, webbed seat suspension and sloped arms to enhance support. A breathable mesh back option can improve circulation and airflow.

Suggested Applications:
Exam Rooms, Patient Rooms, Resident Rooms.

MODEL CODE	Grade 1	Grade 2/ COM	Grade 3	Grade 4/ COL	Grade 5	Grade 6	Grade 7	Grade 8	Leather 1	Leather 2	Leather 3
F0610	\$1,539	\$1,567	\$1,585	\$1,609	\$1,630	\$1,667	\$1,709	\$1,756	\$1,859	\$1,904	\$2,041
F1610 BACK	\$899	\$948	\$980	\$1,022	\$1,058	\$1,123	\$1,197	\$1,279	\$1,458	\$1,538	\$1,778
F1610 SEAT	\$505	\$533	\$551	\$575	\$596	\$633	\$675	\$722	\$825	\$870	\$1,007
CA	\$255	\$276	\$290	\$308	\$323	\$351	\$383	\$418	\$495	\$529	\$632

FEATURES

- Clean Out Areas
- 16 Gauge Tubular Steel Frame
- Steel Seat Frame
- High Density Seat Foam
- Latex, lead and mercury free
- Flex Back
- Active Seat Suspension
- Wallsaver Frame Design
- Optional Ganging Kit
- Black non-marring polyethylene glides
- Arm caps designed for easy ingress and egress

DIMENSIONS

- OVERALL: 44"H | 26"W | 24.5"D
- Seat: 18"H | 21"W | 19"D
- Back: 24"H | 21"W
- Arm: 26.3"H
- COM Full: 2.75yards
- COM Seat: 1 yards
- COM Back: 1.75 yards
- COM Closed Arm: 0.75 yards

PRODUCT WEIGHT

- 94 lbs. | 107 lbs. with Closed Arms.

*FOR FULLY UPHOLSTERED MODELS COMBINE SEAT AND BACK GRADED PRICE FOR BASE LIST

SERIES	FO	Patient Mesh	QS	\$
	F1	Patient Upholstered	•	\$
BACK STYLE	6	Highback 44"		VAR
LEG	10	Single	•	-
ARM	OA	Open Arm	•	-
	CA	Closed Arm		VAR
ARM CAP FINISH	TP	Taupe Polyurethane	•	\$75
	GR	Grey Polyurethane	•	\$75
	BK	Black Polyurethane	•	\$75
	HRM	Hard Rock Maple Wood Cap	•	\$130
	RC	Rustic Cherry Wood Cap	•	\$130
	CP	Chocolate Pear Wood Cap	•	\$130
	BI	Corian Bisque		\$295
	SR	Corian Silverite		\$395
FRAME FINISH	BM	Bronze Matte	•	-
	SVR	Silver	•	-
	MG	Metallic Gunmetal		\$50
BACK MESH (If Applicable)	M2	M2 Mesh (not all colors are QS)	•	\$28
	M3	M3 Mesh	•	-
OPTIONS	MB	Moisture Barrier (Seat only)		\$90
	CL	CAL TB133 (MESH)		\$95
	CL	CAL TB133 (UPH)		\$110
	GB	Ganging Kit (Set of 2)		\$50
FREIGHT OPTIONS	KD	Knocked Down	•	-
	BW	Blanket Wrapped - Fully Assembled (25 seat minimum)		\$75
FREIGHT REQUIREMENTS	AS	Allseating Standard		-
	FQ	Special Freight Instructions (Call for Quote)		VAR
	GD	Guaranteed Delivery Date and Time (Call for Quote)		VAR

NOTES

- Ships knocked down.
- Warranted for users up to 500 lbs/unit.
- *For fully upholstered models, combine seat and back graded price for base list
- Maximum order quantities apply to Quick Ship program, contact Sales Support for details.

TO ORDER SIMPLY FILL IN THE BLANKS

<input type="text"/>	-	<input type="text" value="6"/>	-	<input type="text" value="10"/>	-	<input type="text"/>	-	<input type="text"/>	-	<input type="text"/>	-	<input type="text"/>	-	<input type="text"/>	-	<input type="text"/>				
SERIES		BACK STYLE		LEG		ARM		ARM CAP FINISH		FRAME FINISH		BACK MESH - OPTIONS For additional options separate with (-) hyphen.		FREIGHT OPTION		FREIGHT REQUIREMENTS		FABRIC CODE - SEAT & CLOSED ARM Please refer to allseating.com for fabric codes.		FABRIC CODE - BACK

ING
ALORA
PILLOWS
ASTUTE
ATTUNE
AVES
CHIROFORM
DART
DOVE
EIGHTY-TWO
ENTAIL
EQUATION
EXCHANGE
FOSTER
INERTIA
INMATE
JIF
L1
LENO
MANTRA
PRATA
PRESTO
RAINBOW
REQUISITE
RSS
RUHE
THERAPOD
TUCK
WATSON
YOU
ZIP



FOSTER® PATIENT PLUS

DESIGN | ALLSEATING
GSA SIN | 339113H

BASE PRICE | \$1,736

F1810-OA

A plus version of our patient chair with a breathable mesh back option. Features a steel frame construction, webbed seat suspension and sloped arms to enhance comfort. Seat width is 30" between the arms and supports up to 750lbs.

Suggested Applications: Waiting Areas, Dining Room, Exam Rooms, Patient Rooms, Guest Seating, Resident Rooms.

MODEL CODE	Grade 1	Grade 2/ COM	Grade 3	Grade 4/ COL	Grade 5	Grade 6	Grade 7	Grade 8	Leather 1	Leather 2	Leather 3
F0810	\$1,872	\$1,900	\$1,918	\$1,942	\$1,963	\$2,000	\$2,042	\$2,089	\$2,192	\$2,237	\$2,374
F1810 BACK	\$1,111	\$1,160	\$1,192	\$1,234	\$1,270	\$1,335	\$1,409	\$1,491	\$1,670	\$1,750	\$1,990
F1810 SEAT	\$625	\$653	\$671	\$695	\$716	\$753	\$795	\$842	\$945	\$990	\$1,127
CA	\$255	\$276	\$290	\$308	\$323	\$351	\$383	\$418	\$495	\$529	\$632

FEATURES

- Clean Out Areas
- 16 Gauge Tubular Steel Frame
- Steel Seat Frame
- High Density Seat Foam
- Latex, lead and mercury free
- Flex Back
- Active Seat Suspension
- Wallsaver Frame Design
- Optional Ganging Kit
- Black non-marring polyethylene glides
- Arm caps designed for easy ingress and egress

DIMENSIONS

- OVERALL: 44"H | 35"W | 24.75"D
- Seat: 18"H | 30"W | 19"D
- Back: 24"H | 30"W
- Arm: 26.3"H
- COM Full: 2.75yards
- COM Seat: 1 yards
- COM Back: 1.75 yards
- COM Closed Arm: 0.75 yards

PRODUCT WEIGHT

- 94 lbs. | 107 lbs. with Closed Arms.

*FOR FULLY UPHOLSTERED MODELS COMBINE SEAT AND BACK GRADED PRICE FOR BASE LIST

SERIES	F0	Patient Mesh	QS	\$
	F1	Patient Upholstered		\$
BACK STYLE	8	Highback Plus 44"		VAR
LEG	10	Single		-
ARM	OA	Open Arm		-
	CA	Closed Arm		VAR
ARM CAP FINISH	TP	Taupe Polyurethane		\$75
	GR	Grey Polyurethane		\$75
	BK	Black Polyurethane		\$75
	HRM	Hard Rock Maple Wood Cap		\$130
	RC	Rustic Cherry Wood Cap		\$130
	CP	Chocolate Pear Wood Cap		\$130
	BI	Corian Bisque		\$295
	SR	Corian Silverite		\$395
FRAME FINISH	BM	Bronze Matte		-
	SVR	Silver		-
	MG	Metallic Gunmetal		\$50
BACK MESH (If Applicable)	M2	M2 Mesh		\$28
	M3	M3 Mesh		-
OPTIONS	MB	Moisture Barrier (Seat only)		\$90
	CL	CAL TB133 (MESH)		\$95
	CL	CAL TB133 (UPH)		\$110
	GB	Ganging Kit (Set of 2)		\$50
FREIGHT OPTIONS	KD	Knocked Down		-
	BW	Blanket Wrapped - Fully Assembled (25 seat minimum)		\$75
FREIGHT REQUIREMENTS	AS	Allseating Standard		-
	FQ	Special Freight Instructions (Call for Quote)		VAR
	GD	Guaranteed Delivery Date and Time (Call for Quote)		VAR

NOTES

- Ships knocked down.
- Warranted for users up to 500 lbs/unit.
- *For fully upholstered models, combine seat and back graded price for base list
- Maximum order quantities apply to Quick Ship program, contact Sales Support for details.

TO ORDER SIMPLY FILL IN THE BLANKS

<input type="text"/>	-	<input type="text" value="8"/>	-	<input type="text" value="10"/>	-	<input type="text"/>	-	<input type="text"/>	-	<input type="text"/>	-	<input type="text"/>	-	<input type="text"/>	-	<input type="text"/>				
SERIES		BACK STYLE		LEG		ARM		ARM CAP FINISH		FRAME FINISH		BACK MESH - OPTIONS		FREIGHT OPTION		FREIGHT REQUIREMENTS		FABRIC CODE - SEAT & CLOSED ARM		FABRIC CODE - BACK
												For additional options separate with (-) hyphen.						Please refer to allseating.com for fabric codes.		

ING
ALORA
PILLOWS
ASTUTE
ATTUNE
AVES
CHIROFORM
DART
DOVE
EIGHTY-TWO
ENTAIL
EQUATION
EXCHANGE
FOSTER
INERTIA
INMATE
JIF
L1
LENO
MANTRA
PRATA
PRESTO
RAINBOW
REQUISITE
RSS
RUHE
THERAPOD
TUCK
VANSON
YOU
ZIP

FOSTER® OTTOMAN



DESIGN | ALLSEATING
GSA SIN: 339113H

BASE PRICE \$645		A complementary ottoman offers a supportive spot to rest your feet.									
F3X44											
Code	Grade 1	Grade 2/ COM	Grade 3	Grade 4/ COL	Grade 5	Grade 6	Grade 7	Grade 8	Leather 1	Leather 2	Leather 3
F3X44	\$645	\$666	\$680	\$698	\$713	\$741	\$773	\$808	\$885	\$919	\$1,022

FEATURES

- 16 Gauge Tubular Steel Frame
- Multi Layered High Density Seat Foam
- Latex, lead and mercury free
- Black non-marring polyethylene glides

DIMENSIONS

- OVERALL: 13"H | 20"W | 14"D
- COM Seat: 0.75 yard

PRODUCT WEIGHT

- 12 lbs.

SERIES	F3	Bench	QS	\$
BACK STYLE	X	No Back		-
LEG	44	Ottoman		-
FRAME FINISH	BM	Bronze Matte		-
	SVR	Silver		-
	MG	Metallic Gunmetal		\$50
OPTIONS	MB	Moisture Barrier (Seat only)		\$90
	CL	CAL TB133		\$95
FREIGHT OPTIONS	FA	Fully Assembled		-
	BW	Blanket Wrapped - Fully Assembled (25 seat minimum)		\$75
FREIGHT REQUIREMENTS	AS	Allseating Standard		-
	FQ	Special Freight Instructions (Call for Quote)		VAR
	GD	Guaranteed Delivery Date and Time (Call for Quote)		VAR

NOTES

- Warranted for users up to 350 lbs/seat.

TO ORDER SIMPLY FILL IN THE BLANKS

F3	-	X	-	44	-		-		-		-	
SERIES		BACK STYLE		LEG		FRAME FINISH		BACK MESH - OPTIONS For additional options separate with (-) hyphen.		FREIGHT OPTION		FREIGHT REQUIREMENTS
												FABRIC CODE - SEAT Please refer to allseating.com for fabric codes.



FOSTER® ROCKER

DESIGN | ALLSEATING
GSA SIN | 339113

BASE PRICE | \$1,758 F1612-OA

Our highly supportive patient chair with a rocker base inspires a calming motion and relaxing effect. Features a steel frame construction, webbed seat suspension and sloped arms to enhance support.

Suggested Applications:
Exam Rooms, Patient Rooms, Resident Rooms.

FEATURES

- Clean Out Areas
- 16 Gauge Tubular Steel Frame
- Steel Seat Frame
- High Density Seat Foam
- Latex, lead and mercury free
- Flex Back
- Active Seat Suspension
- Clear polyurethane rail guard
- Arm caps designed for easy ingress and egress

DIMENSIONS

- OVERALL: 44"H | 26"W | 30"D
- Seat: 18"H | 21"W | 19"D
- Back: 24"H | 30"W
- Arm: 25.9"H
- COM Seat: 1 yards
- COM Back: 1.75 yards
- COM Closed Arm: 0.75 yards

PRODUCT WEIGHT

- 94 lbs. | 107 lbs. with Closed Arms.

MODEL CODE	Grade 1	Grade 2/ COM	Grade 3	Grade 4/ COL	Grade 5	Grade 6	Grade 7	Grade 8	Leather 1	Leather 2	Leather 3
F0612-OA	\$1,895	\$1,923	\$1,941	\$1,965	\$1,986	\$2,023	\$2,065	\$2,112	\$2,215	\$2,260	\$2,397
F1612 BACK F1612 SEAT	\$1,125 \$633	\$1,174 \$661	\$1,171 \$714	\$1,195 \$756	\$1,216 \$792	\$1,253 \$857	\$1,295 \$931	\$1,342 \$1,013	\$1,445 \$1,192	\$1,490 \$1,272	\$1,627 \$1,512
CA	\$255	\$276	\$290	\$308	\$323	\$351	\$383	\$418	\$495	\$529	\$632

*FOR FULLY UPHOLSTERED MODELS COMBINE SEAT AND BACK GRADED PRICE FOR BASE LIST

SERIES	F0	Patient Mesh	QS	\$
	F1	Patient Upholstered		\$
BACK STYLE	6	Highback 44"		VAR
LEG	12	Rocker Metal		-
ARM	OA	Open Arm		-
	CA	Closed Arm		VAR
ARM CAP FINISH	TP	Taupe Polyurethane		-
	GR	Grey Polyurethane		-
	BK	Black Polyurethane		-
	HRM	Hard Rock Maple Wood Cap		\$30
	RC	Rustic Cherry Wood Cap		\$130
	CP	Chocolate Pear Wood Cap		\$130
	BI	Corian Bisque		\$295
	SR	Corian Silverite		\$395
FRAME FINISH	BM	Bronze Matte		-
	SVR	Silver		-
	MG	Metallic Gunmetal		\$50
BACK MESH (If Applicable)	M2	M2 Mesh		\$28
	M3	M3 Mesh		-
OPTIONS	MB	Moisture Barrier (Seat only)		\$90
	CL	CAL TB133 (MESH)		\$95
	CL	CAL TB133 (UPH)		\$110
FREIGHT OPTIONS	KD	Knocked Down		-
	BW	Blanket Wrapped - Fully Assembled (25 seat minimum)		\$75
FREIGHT REQUIREMENTS	AS	Allseating Standard		-
	FQ	Special Freight Instructions (Call for Quote)		VAR
	GD	Guaranteed Delivery Date and Time (Call for Quote)		VAR

NOTES

- Ships knocked down.
- Warranted for users up to 500 lbs/unit.
- *For fully upholstered models, combine seat and back graded price for base list
- Minimum order quantities apply to Quick Ship program, contact Sales Support for details.

TO ORDER SIMPLY FILL IN THE BLANKS

<input type="text"/>	-	<input type="text"/>	-	12	-	<input type="text"/>	-	<input type="text"/>	-	<input type="text"/>	-	<input type="text"/>	-	<input type="text"/>	-	<input type="text"/>	-	<input type="text"/>	-	<input type="text"/>
SERIES		BACK STYLE		LEG		ARM		ARM CAP FINISH		FRAME FINISH		BACK MESH - OPTIONS		FREIGHT OPTION		FREIGHT REQUIREMENTS		FABRIC CODE - SEAT & CLOSED ARM		FABRIC CODE - BACK
											For additional options separate with (-) hyphen. Please refer to allseating.com for fabric codes.									

ING
ALORA
PILLOWS
ASTUTE
ATTUNE
AVES
CHIROFORM
DART
DOVE
EIGHTY-TWO
ENTAIL
EQUATION
EXCHANGE
FOSTER
INERTIA
INMATE
JIF
L1
LENO
MANTHA
PRATA
PRESTO
RAINBOW
REQUISITE
RSS
RUHE
THERAPOD
TUCK
WATSON
YOU
ZIP



FOSTER® HIP CHAIR

DESIGN | ALLSEATING
GSA SIN | 339113H

FEATURES

- Clean Out Areas
- 16 Gauge Tubular Steel Frame
- Steel Seat Frame
- Latex, lead and mercury free
- Flex Back
- Active Seat Suspension
- Black non-marring polyethylene glides
- Non-slip surface on foot rail
- High Density Seat Foam
- Arm caps designed for easy ingress and egress

DIMENSIONS

- OVERALL: 41"H | 26"W | 24.75"D
- Seat: 24"H | 21"W | 19"D
- Back: 22.5"H | 30"W
- Arm: 32.3"H
- COM Full: 2.75yards
- COM Seat: 1 yards
- COM Back: 1.75 yards
- COM Closed Arm: 0.75 yards

PRODUCT WEIGHT

- 45 lbs. | 52 lbs. with Closed Arms.

NOTES

- Ships knocked down.
- 45 lbs. | 52 lbs. with Closed Arms.
- Warranted for users up to 500 lbs.
- *For fully upholstered models, combine seat and back graded price for base list
- This product meets the requirements set forth in ANSI/BIFMA HCF8.1.

BASE PRICE \$1,585		Description: Our highly supportive patient chair at an easy-access height to minimize risk of injury. Features a steel frame construction, webbed seat suspension and sloped arms to enhance support. Comes with a lightweight, breathable mesh back option to enhance circulation.									
F1013-OA		Suggested Applications: Exam Rooms, Patient Rooms, Resident Rooms.									
MODEL CODE	Grade 1	Grade 2/ COM	Grade 3	Grade 4/ COL	Grade 5	Grade 6	Grade 7	Grade 8	Leather 1	Leather 2	Leather 3
F0013	\$1,778	\$1,806	\$1,824	\$1,848	\$1,869	\$1,906	\$1,948	\$1,995	\$2,098	\$2,143	\$2,280
F1013 BACK	\$1,055	\$1,104	\$1,136	\$1,178	\$1,214	\$1,279	\$1,353	\$1,435	\$1,614	\$1,694	\$1,934
F1013 SEAT	\$593	\$621	\$639	\$663	\$684	\$721	\$763	\$810	\$913	\$958	\$1,095
CA	\$255	\$276	\$290	\$308	\$323	\$351	\$383	\$418	\$495	\$529	\$632

*FOR FULLY UPHOLSTERED MODELS COMBINE SEAT AND BACK GRADED PRICE FOR BASE LIST

SERIES	F0	Patient Mesh	QS	\$
	F1	Patient Upholstered		\$
BACK STYLE	0	Midback		VAR
LEG	13	Hip Chair		-
ARM	OA	Open Arm		-
	CA	Closed Arm		VAR
ARM CAP FINISH	TP	Taupe Polyurethane		-
	GR	Grey Polyurethane		-
	BK	Black Polyurethane		-
	HRM	Hard Rock Maple Wood Cap		\$130
	RC	Rustic Cherry Wood Cap		\$130
	CP	Chocolate Pear Wood Cap		\$130
	BI	Corian Bisque		\$295
	SR	Corian Silverite		\$395
FRAME FINISH	BM	Bronze Matte		-
	SVR	Silver		-
	MG	Metallic Gunmetal		\$50
BACK MESH (If Applicable)	M2	M2 Mesh		\$28
	M3	M3 Mesh		-
OPTIONS	MB	Moisture Barrier (Seat only)		\$90
	CL	CAL TB133 (MESH)		\$95
	CL	CAL TB133 (UPH)		\$110
FREIGHT OPTIONS	KD	Knocked Down		-
	BW	Blanket Wrapped - Fully Assembled (25 seat minimum)		\$75
FREIGHT REQUIREMENTS	AS	Allseating Standard		-
	FQ	Special Freight Instructions (Call for Quote)		VAR
	GD	Guaranteed Delivery Date and Time (Call for Quote)		VAR

TO ORDER SIMPLY FILL IN THE BLANKS

<input type="text" value=""/>	-	<input type="text" value="0"/>	-	<input type="text" value="13"/>	-	<input type="text" value=""/>	-	<input type="text" value=""/>	-	<input type="text" value=""/>	-	<input type="text" value=""/>	-	<input type="text" value=""/>	-	<input type="text" value=""/>				
SERIES		BACK STYLE		LEG		ARM		ARM CAP FINISH		FRAME FINISH		BACK MESH - OPTIONS For additional options separate with (-) hyphen.		FREIGHT OPTION		FREIGHT REQUIREMENTS		FABRIC CODE - SEAT & CLOSED ARM Please refer to allseating.com for fabric codes.		FABRIC CODE - BACK

ING
ALORA
PILLOWS
ASTUTE
ATTUNE
AVES
CHIROFORM
DART
DOVE
EIGHTY-TWO
ENTAIL
EQUATION
EXCHANGE
FOSTER
INERTIA
INMATE
JIF
L1
LEVO
MANTHA
PRATA
PRESTO
RAINBOW
REQUISITE
RSS
RUHE
THERAPOD
TUCK
WATSON
YOU
ZIP



FOSTER® GUEST

DESIGN | ALLSEATING
GSA SIN: 33721

FEATURES

- Clean Out Areas
- 16 Gauge Tubular Steel Frame
- Steel Seat Frame
- High Density Seat Foam
- Latex, lead and mercury free
- Flex Back
- Active Seat Suspension
- Wallsaver Frame Design
- Optional Ganging Kit
- Black non-marring polyethylene glides
- Arm caps designed for easy ingress and egress

DIMENSIONS

- OVERALL: 35"H | 26"W | 24.75"D
- Seat: 18"H | 21"W | 19"D
- Back: 16"H | 21"W
- Arm: 26.25"H
- COM Full: 2.5yards
- COM Seat: 1 yards
- COM Back: 1.5 yards
- COM Closed Arm: 0.75 yards

PRODUCT WEIGHT

- 38 lbs. | 44 lbs. with Closed Arms.

NOTES

- Ships knocked down.
- Warranted for users up to 500 lbs.
- *For fully upholstered models, combine seat and back graded price for base list
- This product meets the requirements set forth in ANSI/BIFMA HCF8.1.
- Maximum order quantities apply to Quick Ship program, contact Sales Support for details.

BASE PRICE | \$1,268 F1010-OA

Description: No one likes to wait, but with its webbed seat suspension, and sturdy steel construction, Foster Guest seating makes waiting more comfortable.

Suggested Applications:
Lobbies, Dining Rooms, Exam Rooms, Resident Rooms.

MODEL CODE	Grade 1	Grade 2/ COM	Grade 3	Grade 4/ COL	Grade 5	Grade 6	Grade 7	Grade 8	Leather 1	Leather 2	Leather 3
F0010	\$1,394	\$1,422	\$1,440	\$1,464	\$1,485	\$1,522	\$1,564	\$1,611	\$1,714	\$1,759	\$1,896
F1010 BACK	\$761	\$803	\$830	\$866	\$898	\$953	\$1,016	\$1,087	\$1,240	\$1,309	\$1,514
F1010 SEAT	\$507	\$535	\$553	\$577	\$598	\$635	\$677	\$724	\$827	\$872	\$1,009
CA	\$255	\$276	\$290	\$308	\$323	\$351	\$383	\$418	\$495	\$529	\$632

*FOR FULLY UPHOLSTERED MODELS COMBINE SEAT AND BACK GRADED PRICE FOR BASE LIST

SERIES	FO	Guest Mesh	QS	\$
	F1	Guest Upholstered	•	VAR
BACK STYLE	0	Midback	•	VAR
LEG	10	Single	•	-
ARM	OA	Open Arm	•	-
	CA	Closed Arm		VAR
ARM CAP FINISH	TP	Taupe Polyurethane	•	\$75
	GR	Grey Polyurethane	•	\$75
	BK	Black Polyurethane	•	\$75
	HRM	Hard Rock Maple Wood Cap	•	\$130
	RC	Rustic Cherry Wood Cap	•	\$130
	CP	Chocolate Pear Wood Cap	•	\$130
	BI	Corian Bisque		\$295
	SR	Corian Silverite		\$395
FRAME FINISH	BM	Bronze Matte	•	-
	SVR	Silver	•	-
	MG	Metallic Gunmetal		\$50
BACK MESH (If Applicable)	M2	M2 Mesh (not all colors are QS)	•	\$28
	M3	M3 Mesh	•	-
OPTIONS	MB	Moisture Barrier (Seat only)		\$90
	TL	Tablet Left Closed Arm Only		\$720
	TR	Tablet Right Closed Arm Only		\$720
	CL	CAL TB133 (MESH)		\$95
	CL	CAL TB133 (UPH)		\$110
	GB	Ganging Kit (Set of 2)		\$50
FREIGHT OPTIONS	KD	Knocked Down	•	-
	BW	Blanket Wrapped - Fully Assembled (25 seat minimum)		\$75
FREIGHT REQUIREMENTS	AS	Allseating Standard		-
	FQ	Special Freight Instructions (Call for Quote)		VAR
	GD	Guaranteed Delivery Date and Time (Call for Quote)		VAR

TO ORDER SIMPLY FILL IN THE BLANKS

<input type="text" value=""/>	<input type="text" value="0"/>	<input type="text" value="10"/>	<input type="text" value=""/>	<input type="text" value=""/>	<input type="text" value=""/>	<input type="text" value=""/>	<input type="text" value=""/>	<input type="text" value=""/>	<input type="text" value=""/>	<input type="text" value=""/>
SERIES	BACK STYLE	LEG	ARM	ARM CAP FINISH	FRAME FINISH	BACK MESH - OPTIONS For additional options separate with (-) hyphen.	FREIGHT OPTION	FREIGHT REQUIREMENTS	FABRIC CODE - SEAT & CLOSED ARM Please refer to allseating.com for fabric codes.	FABRIC CODE - BACK

ING
ALORA
PILLOWS
ASTUTE
ATTUNE
AVES
CHORUSH
DART
DOVE
EIGHTY-TWO
ENTAIL
EQUATION
EXCHANGE
FOSTER
INERTIA
INMATE
JIF
L1
LENO
MANTRA
PRATA
PRESTO
RAINBOW
REQUISITE
RSS
RUHE
THERAPOD
TUCK
WATSON
YOU
ZIP



FOSTER® GUEST PLUS

DESIGN | ALLSEATING
GSA SIN: 33721

BASE PRICE | \$1,460
F1410-OA

A plus version of our welcoming guest chair with a breathable mesh back option. Features a steel frame construction and webbed seat suspension to make waiting more comfortable. 30" between the arms.
Suggested Applications: Waiting Areas, Dining Room, Exam Rooms, Patient Rooms, Guest Seating, Resident Rooms.

FEATURES

- Clean Out Areas
- 16 Gauge Tubular Steel Frame
- Steel Seat Frame
- High Density Seat Foam
- Latex, lead and mercury free
- Flex Back
- Active Seat Suspension
- Wallsaver Frame Design
- Optional Ganging Kit
- Black non-marring polyethylene glides
- Arm caps designed for easy ingress and egress

DIMENSIONS

- OVERALL: 35"H | 35"W | 24.75"D
- Seat: 18"H | 30"W | 19"D
- Back: 17"H | 29"W
- Arm: 26.25"H
- COM Full: 2.5yards
- COM Seat: 1 yard
- COM Back: 1.5 yards
- COM Closed Arm: 0.75 yard

PRODUCT WEIGHT

- 44 lbs. | 50 lbs. with Closed Arms.

MODEL CODE	Grade 1	Grade 2/ COM	Grade 3	Grade 4/ COL	Grade 5	Grade 6	Grade 7	Grade 8	Leather 1	Leather 2	Leather 3
F0410	\$1,586	\$1,614	\$1,632	\$1,656	\$1,677	\$1,714	\$1,756	\$1,803	\$1,906	\$1,951	\$2,088
F1410 BACK	\$876	\$918	\$945	\$981	\$1,013	\$1,068	\$1,131	\$1,202	\$1,355	\$1,424	\$1,629
F1410 SEAT	\$584	\$612	\$630	\$654	\$675	\$712	\$754	\$801	\$904	\$949	\$1,086
CA	\$255	\$276	\$290	\$308	\$323	\$351	\$383	\$418	\$495	\$529	\$632

*FOR FULLY UPHOLSTERED MODELS COMBINE SEAT AND BACK GRADED PRICE FOR BASE LIST

SERIES	FO	Guest Mesh	QS	\$
	F1	Guest Upholstered	•	-
BACK STYLE	4	Midback Plus	•	VAR
LEG	10	Single	•	-
ARM	OA	Open Arm	•	-
	CA	Closed Arm		VAR
ARM CAP FINISH	TP	Taupe Polyurethane	•	\$75
	GR	Grey Polyurethane	•	\$75
	BK	Black Polyurethane	•	\$75
	HRM	Hard Rock Maple Wood Cap	•	\$130
	RC	Rustic Cherry Wood Cap	•	\$130
	CP	Chocolate Pear Wood Cap	•	\$130
	BI	Corian Bisque		\$295
	SR	Corian Silverite		\$395
FRAME FINISH	BM	Bronze Matte	•	-
	SVR	Silver	•	-
	MG	Metallic Gunmetal		\$50
BACK MESH (If Applicable)	M2	M2 Mesh	•	\$28
	M3	M3 Mesh	•	-
OPTIONS	MB	Moisture Barrier (Seat only)		\$90
	CL	CAL TB133 (MESH)		\$95
	CL	CAL TB133 (UPH)		\$110
	GB	Ganging Kit (Set of 2)		\$50
FREIGHT OPTIONS	KD	Knocked Down	•	-
	BW	Blanket Wrapped - Fully Assembled (25 seat minimum)		\$75
FREIGHT REQUIREMENTS	AS	Allseating Standard		-
	FQ	Special Freight Instructions (Call for Quote)		VAR
	GD	Guaranteed Delivery Date and Time (Call for Quote)		VAR

NOTES

- Ships knocked down.
- Warranted for users up to 750 lbs.
- *For fully upholstered models, combine seat and back graded price for base list
- This product meets the requirements set forth in ANSI/BIFMA HCF8.1.
- Maximum order quantities apply to Quick Ship program, contact Sales Support for details.

TO ORDER SIMPLY FILL IN THE BLANKS

<input type="text"/>	-	<input type="text" value="4"/>	-	<input type="text" value="10"/>	-	<input type="text"/>	-	<input type="text"/>	-	<input type="text"/>	-	<input type="text"/>	-	<input type="text"/>	-	<input type="text"/>				
SERIES		BACK STYLE		LEG		ARM		ARM CAP FINISH		FRAME FINISH		BACK MESH - OPTIONS <small>For additional options separate with (-) hyphen.</small>		FREIGHT OPTION		FREIGHT REQUIREMENTS		FABRIC CODE - SEAT & CLOSED ARM <small>Please refer to allseating.com for fabric codes.</small>		FABRIC CODE - BACK

ING
ALORA
PILLOWS
ASTUTE
ATTUNE
ATLES
CHIROFORM
DART
DOVE
EIGHTY-TWO
ENTAIL
EQUATION
EXCHANGE
FOSTER
INERTIA
INMATE
JIF
L1
LENO
MANTRA
PRATA
PRESTO
RAINBOW
REQUISITE
RSS
RUHE
THERAPOD
TUCK
WATSON
YOU
ZIP

FOSTER® GUEST DOUBLE

DESIGN | ALLSEATING
GSA SIN: 33721



BASE PRICE | \$2,059 F1020-OA

Our guest chair – but built for two. Features a steel frame construction, webbed seat suspension and sloped arms to make waiting more comfortable.

Suggested Applications: Lobbies, Resident Rooms.

FEATURES

- Clean Out Areas
- 16 Gauge Tubular Steel Frame
- Steel Seat Frame
- High Density Seat Foam
- Latex, lead and mercury free
- Flex Back
- Active Seat Suspension
- Wallsaver Frame Design
- Black non-marring polyethylene glides
- Arm caps designed for easy ingress and egress

DIMENSIONS

- OVERALL: 35"H | 47.5"W | 25"D
- Seat: 18"H | 21"W (Per Seat) | 19"D
- Back: 17"H | 23.5"W (Per Seat)
- Arm: 26.3"H
- COM Full: 3.25 yards
- COM Seat: 1.75 yards
- COM Back: 1.5 yards
- COM Closed Arm: 0.75 yards

PRODUCT WEIGHT

- 61 lbs. | 67 lbs. with Closed Arms.

MODEL CODE	Grade 1	Grade 2/ COM	Grade 3	Grade 4/ COL	Grade 5	Grade 6	Grade 7	Grade 8	Leather 1	Leather 2	Leather 3
F0020	\$2,224	\$2,273	\$2,305	\$2,347	\$2,383	\$2,448	\$2,522	\$2,604	\$2,783	\$2,863	\$3,103
F1020 BACK	\$947	\$989	\$1,016	\$1,052	\$1,084	\$1,139	\$1,202	\$1,273	\$1,426	\$1,495	\$1,700
F1020 SEAT	\$1,112	\$1,161	\$1,193	\$1,235	\$1,271	\$1,336	\$1,410	\$1,492	\$1,671	\$1,751	\$1,991
CA	\$255	\$276	\$290	\$308	\$323	\$351	\$383	\$418	\$495	\$529	\$632

*FOR FULLY UPHOLSTERED MODELS COMBINE SEAT AND BACK GRADED PRICE FOR BASE LIST

SERIES	FO	Mesh	QS	\$
	F1	Upholstered	•	-
BACK STYLE	0	Midback	•	VAR
LEG	20	Double	•	-
ARM	OA	Open Arm	•	-
	CA	Closed Arm		VAR
ARM CAP FINISH	TP	Taupe Polyurethane	•	\$75
	GR	Grey Polyurethane	•	\$75
	BK	Black Polyurethane	•	\$75
	HRM	Hard Rock Maple Wood Cap	•	\$130
	RC	Rustic Cherry Wood Cap	•	\$130
	CP	Chocolate Pear Wood Cap	•	\$130
	BI	Corian Bisque		\$295
	SR	Corian Silverite		\$395
FRAME FINISH	BM	Bronze Matte	•	-
	SVR	Silver	•	-
	MG	Metallic Gunmetal		\$50
BACK MESH (If Applicable)	M2	M2 Mesh	•	\$56
	M3	M3 Mesh	•	-
OPTIONS	MB	Moisture Barrier (Seat only)		\$180
	CL	CAL TB133 (MESH)		\$190
	CL	CAL TB133 (UPH)		\$220
FREIGHT OPTIONS	KD	Knocked Down	•	-
	BW	Blanket Wrapped - Fully Assembled (25 seat minimum)		\$150
FREIGHT REQUIREMENTS	AS	Allseating Standard		-
	FQ	Special Freight Instructions (Call for Quote)		VAR
	GD	Guaranteed Delivery Date and Time (Call for Quote)		VAR

NOTES

- Ships knocked down.
- Warranted for users up to 500 lbs/ per seat
- *For fully upholstered models, combine seat and back graded price for base list
- This product meets the requirements set forth in ANSI/BIFMA HCF8.1.
- Maximum order quantities apply to Quick Ship program, contact Sales Support for details.

TO ORDER SIMPLY FILL IN THE BLANKS

<input type="text" value=""/>	<input type="text" value="0"/>	<input type="text" value="20"/>	<input type="text" value=""/>	<input type="text" value=""/>	<input type="text" value=""/>	<input type="text" value=""/>	<input type="text" value=""/>	<input type="text" value=""/>	<input type="text" value=""/>	<input type="text" value=""/>
SERIES	BACK STYLE	LEG	ARM	ARM CAP FINISH	FRAME FINISH	BACK MESH - OPTIONS For additional options separate with (-) hyphen.	FREIGHT OPTION	FREIGHT REQUIREMENTS	FABRIC CODE - SEAT & CLOSED ARM Please refer to allseating.com for fabric codes.	FABRIC CODE - BACK

ING
ALORA
PILLOWS
ASTUTE
ATTUNE
AVES
CHIROFORM
DART
DOVE
EIGHTY-TWO
ENTAIL
EQUATION
EXCHANGE
FOSTER
INERTIA
INMATE
JIF
L1
LEVO
MANTRA
PRATA
PRESTO
RAINBOW
REQUISITE
RSS
RUHE
THERAPOD
TUCK
WATSON
YOU
ZIP

FOSTER® GUEST DOUBLE HALF ARM

DESIGN | ALLSEATING
GSA SIN: 33721



BASE PRICE | \$2,233
F1021-OA

Our guest chair – but built for two. Features a steel frame construction, webbed seat suspension and sloped arms to make waiting more comfortable.

Suggested Applications: Lobbies, Resident Rooms.

FEATURES

- Clean Out Areas
- 16 Gauge Tubular Steel Frame
- Steel Seat Frame
- High Density Seat Foam
- Latex, lead and mercury free
- Flex Back
- Active Seat Suspension
- Wallsaver Frame Design
- Black non-marring polyethylene glides
- Arm caps designed for easy ingress and egress

DIMENSIONS

- OVERALL: 35"H | 49"W | 25"D
- Seat: 18"H | 21"W (Per Seat) | 19"D
- Back: 17"H | 24.5"W (Per Seat)
- Arm: 26.3"H
- COM Full: 3.25 yards
- COM Seat: 1.75 yards
- COM Back: 1.5 yards
- COM Closed Arm: 1.25 yards

PRODUCT WEIGHT

- 66 lbs. | 76 lbs. with Closed Arms.

NOTES

- Ships knocked down.
- Warranted for users up to 500 lbs/ per seat
- *For fully upholstered models, combine seat and back graded price for base list
- This product meets the requirements set forth in ANSI/BIFMA HCF8.1.
- Maximum order quantities apply to Quick Ship program, contact Sales Support for details.

MODEL CODE	Grade 1	Grade 2/ COM	Grade 3	Grade 4/ COL	Grade 5	Grade 6	Grade 7	Grade 8	Leather 1	Leather 2	Leather 3
F0021	\$2,392	\$2,441	\$2,473	\$2,515	\$2,551	\$2,616	\$2,690	\$2,772	\$2,951	\$3,031	\$3,271
F1021 BACK	\$1,027	\$1,069	\$1,096	\$1,132	\$1,164	\$1,219	\$1,282	\$1,353	\$1,506	\$1,575	\$1,780
F1021 SEAT	\$1,206	\$1,255	\$1,287	\$1,329	\$1,365	\$1,430	\$1,504	\$1,586	\$1,765	\$1,845	\$2,085
CA	\$275	\$310	\$333	\$363	\$389	\$435	\$488	\$546	\$674	\$731	\$903

*FOR FULLY UPHOLSTERED MODELS COMBINE SEAT AND BACK GRADED PRICE FOR BASE LIST

SERIES	FO	Mesh	QS	\$
	F1	Upholstered	•	-
BACK STYLE	0	Midback	•	VAR
LEG	21	Double with Half Arms	•	-
ARM	OA	Open Arm	•	-
	CA	Closed Arm		VAR
ARM CAP FINISH	TP	Taupe Polyurethane	•	\$112
	GR	Grey Polyurethane	•	\$112
	BK	Black Polyurethane	•	\$112
	HRM	Hard Rock Maple Wood Cap	•	\$195
	RC	Rustic Cherry Wood Cap	•	\$195
	CP	Chocolate Pear Wood Cap	•	\$195
	BI	Corian Bisque		\$445
	SR	Corian Silverite		\$595
FRAME FINISH	BM	Bronze Matte	•	-
	SVR	Silver	•	-
	MG	Metallic Gunmetal		\$50
BACK MESH (If Applicable)	M2	M2 Mesh	•	\$56
	M3	M3 Mesh	•	-
OPTIONS	MB	Moisture Barrier (Seat only)		\$180
	CL	CAL TB133 (MESH)		\$190
	CL	CAL TB133 (UPH)		\$220
FREIGHT OPTIONS	KD	Knocked Down	•	-
	BW	Blanket Wrapped - Fully Assembled (25 seat minimum)		\$150
FREIGHT REQUIREMENTS	AS	Allseating Standard		-
	FQ	Special Freight Instructions (Call for Quote)		VAR
	GD	Guaranteed Delivery Date and Time (Call for Quote)		VAR

TO ORDER SIMPLY FILL IN THE BLANKS

<input type="text" value=""/>	<input type="text" value="0"/>	<input type="text" value="21"/>	<input type="text" value=""/>	<input type="text" value=""/>	<input type="text" value=""/>	<input type="text" value=""/>	<input type="text" value=""/>	<input type="text" value=""/>	<input type="text" value=""/>	<input type="text" value=""/>
SERIES	BACK STYLE	LEG	ARM	ARM CAP FINISH	FRAME FINISH	BACK MESH - OPTIONS For additional options separate with (-) hyphen.	FREIGHT OPTION	FREIGHT REQUIREMENTS	FABRIC CODE - SEAT & CLOSED ARM Please refer to allseating.com for fabric codes.	FABRIC CODE - BACK

ING
ALORA
PILLOWS
ASTUTE
ATTUNE
AVES
CHROMIUM
DART
DOVE
EIGHTY-TWO
ENTAIL
EQUATION
EXCHANGE
FOSTER
INERTIA
INMATE
JIF
L1
LEVO
MANTHA
PRATA
PRESTO
RAINBOW
REQUISITE
RSS
RUHE
THERAPOD
TUCK
VANSON
YOU
ZIP

FOSTER® GUEST DOUBLE FULL ARM

DESIGN | ALLSEATING
GSA SIN: 33721



BASE PRICE | \$2,181
F1022-OA

Our guest chair – but built for two. Features a steel frame construction, webbed seat suspension and sloped arms to make waiting more comfortable.

Suggested Applications: Lobbies, Resident Rooms.

FEATURES

- Clean Out Areas
- 16 Gauge Tubular Steel Frame
- Steel Seat Frame
- High Density Seat Foam
- Latex, lead and mercury free
- Flex Back
- Active Seat Suspension
- Wallsaver Frame Design
- Black non-marring polyethylene glides
- Arm caps designed for easy ingress and egress

DIMENSIONS

- OVERALL: 35"H | 49"W | 25"D
- Seat: 18"H | 21"W (Per Seat) | 19"D
- Back: 17"H | 24.5"W (Per Seat)
- Arm: 26.3"H
- COM Full: 3.25 yards
- COM Seat: 1.75 yards
- COM Back: 1.5 yards
- COM Closed Arm: 1.25 yards

PRODUCT WEIGHT

- 68 lbs. | 78 lbs. with Closed Arms.

NOTES

- Ships knocked down.
- Warranted for users up to 500 lbs/ per seat
- *For fully upholstered models, combine seat and back graded price for base list
- This product meets the requirements set forth in ANSI/BIFMA HCF8.1.
- Maximum order quantities apply to Quick Ship program, contact Sales Support for details.

MODEL CODE	Grade 1	Grade 2/ COM	Grade 3	Grade 4/ COL	Grade 5	Grade 6	Grade 7	Grade 8	Leather 1	Leather 2	Leather 3
F0022	\$2,340	\$2,389	\$2,421	\$2,463	\$2,499	\$2,564	\$2,638	\$2,720	\$2,899	\$2,979	\$3,219
F1022 BACK	\$1,003	\$1,045	\$1,072	\$1,108	\$1,140	\$1,195	\$1,258	\$1,329	\$1,482	\$1,551	\$1,756
F1022 SEAT	\$1,178	\$1,227	\$1,259	\$1,301	\$1,337	\$1,402	\$1,476	\$1,558	\$1,737	\$1,817	\$2,057
CA	\$275	\$310	\$333	\$363	\$389	\$435	\$488	\$546	\$674	\$731	\$903

*FOR FULLY UPHOLSTERED MODELS COMBINE SEAT AND BACK GRADED PRICE FOR BASE LIST

SERIES	FO	Mesh	QS	\$
	F1	Upholstered	•	-
BACK STYLE	0	Midback	•	VAR
LEG	22	Double with Full Arms	•	-
ARM	OA	Open Arm	•	-
	CA	Closed Arm		VAR
ARM CAP FINISH	TP	Taupe Polyurethane	•	\$112
	GR	Grey Polyurethane	•	\$112
	BK	Black Polyurethane	•	\$112
	HRM	Hard Rock Maple Wood Cap	•	\$195
	RC	Rustic Cherry Wood Cap	•	\$195
	CP	Chocolate Pear Wood Cap	•	\$195
	BI	Corian Bisque		\$445
	SR	Corian Silverite		\$595
FRAME FINISH	BM	Bronze Matte	•	-
	SVR	Silver	•	-
	MG	Metallic Gunmetal		\$50
BACK MESH (If Applicable)	M2	M2 Mesh (not all colors are QS)	•	\$56
	M3	M3 Mesh	•	-
OPTIONS	MB	Moisture Barrier (Seat only)		\$180
	CL	CAL TB133 (MESH)		\$190
	CL	CAL TB133 (UPH)		\$220
FREIGHT OPTIONS	KD	Knocked Down	•	-
	BW	Blanket Wrapped - Fully Assembled (25 seat minimum)		\$150
FREIGHT REQUIREMENTS	AS	Allseating Standard		-
	FQ	Special Freight Instructions (Call for Quote)		VAR
	GD	Guaranteed Delivery Date and Time (Call for Quote)		VAR

TO ORDER SIMPLY FILL IN THE BLANKS

<input type="text" value="0"/>	<input type="text" value="22"/>	<input type="text"/>	<input type="text"/>	<input type="text"/>	<input type="text"/>	<input type="text"/>	<input type="text"/>	<input type="text"/>	<input type="text"/>	<input type="text"/>
SERIES	BACK STYLE	LEG	ARM	ARM CAP FINISH	FRAME FINISH	BACK MESH - OPTIONS For additional options separate with (-) hyphen.	FREIGHT OPTION	FREIGHT REQUIREMENTS	FABRIC CODE - SEAT & CLOSED ARM Please refer to allseating.com for fabric codes.	FABRIC CODE - BACK

ING
ALORA
PILLOWS
ASTUTE
ATTUNE
AVES
CHROMIUM
DART
DOVE
EIGHTY-TWO
ENTAIL
EQUATION
EXCHANGE
FOSTER
INERTIA
INMATE
JIF
L1
LEVO
MANTHA
PRATA
PRESTO
RAINBOW
REQUISITE
RSS
RUHE
THERAPOD
TUCK
WATSON
YOU
ZIP

FOSTER® GUEST TRIPLE

DESIGN | ALLSEATING
GSA SIN: 33721



BASE PRICE | \$2,626 F1030-OA

Our guest chair – but built for three. Features a steel frame construction, webbed seat suspension and sloped half-height arms to make waiting more comfortable.

Suggested Applications: Waiting Areas, Dining Room, Exam Rooms, Patient Rooms, Guest Seating, Resident Rooms.

MODEL CODE	Grade 1	Grade 2/ COM	Grade 3	Grade 4/ COL	Grade 5	Grade 6	Grade 7	Grade 8	Leather 1	Leather 2	Leather 3
F0030	\$2,865	\$2,921	\$2,957	\$3,005	\$3,047	\$3,121	\$3,205	\$3,299	\$3,504	\$3,595	\$3,869
F1030 BACK	\$1,576	\$1,660	\$1,714	\$1,786	\$1,849	\$1,960	\$2,086	\$2,227	\$2,535	\$2,671	\$3,082
F1030 SEAT	\$1,050	\$1,106	\$1,142	\$1,190	\$1,232	\$1,306	\$1,390	\$1,484	\$1,689	\$1,780	\$2,054
CA	\$255	\$276	\$290	\$308	\$323	\$351	\$383	\$418	\$495	\$529	\$632

*FOR FULLY UPHOLSTERED MODELS COMBINE SEAT AND BACK GRADED PRICE FOR BASE LIST

SERIES	FO	Mesh	QS	\$
	F1	Upholstered	•	-
BACK STYLE	0	Midback	•	VAR
LEG	30	Triple	•	-
ARM	OA	Open Arm	•	-
	CA	Closed Arm		VAR
ARM CAP FINISH	TP	Taupe Polyurethane	•	\$75
	GR	Grey Polyurethane	•	\$75
	BK	Black Polyurethane	•	\$75
	HRM	Hard Rock Maple Wood Cap	•	\$130
	RC	Rustic Cherry Wood Cap	•	\$130
	CP	Chocolate Pear Wood Cap	•	\$130
	BI	Corian Bisque		\$295
	SR	Corian Silverite		\$395
FRAME FINISH	BM	Bronze Matte	•	-
	SVR	Silver	•	-
	MG	Metallic Gunmetal		\$50
BACK MESH (If Applicable)	M2	M2 Mesh	•	\$84
	M3	M3 Mesh	•	-
OPTIONS	MB	Moisture Barrier (Seat only)		\$270
	CL	CAL TB133 (MESH)		\$285
	CL	CAL TB133 (UPH)		\$330
FREIGHT OPTIONS	KD	Knocked Down	•	-
	BW	Blanket Wrapped - Fully Assembled (25 seat minimum)		\$225
FREIGHT REQUIREMENTS	AS	Allseating Standard		-
	FQ	Special Freight Instructions (Call for Quote)		VAR
	GD	Guaranteed Delivery Date and Time (Call for Quote)		VAR

FEATURES

- Clean Out Areas
- 16 Gauge Tubular Steel Frame
- Steel Seat Frame
- High Density Seat Foam
- Latex, lead and mercury free
- Flex Back
- Active Seat Suspension
- Wallsaver Frame Design
- Black non-marring polyethylene glides
- Arm caps designed for easy ingress and egress

DIMENSIONS

- OVERALL: 35"H | 69"W | 25"D
- Seat: 18"H | 21"W (Per Seat) | 19"D
- Back: 17"H | 23"W (Per Seat)
- Arm: 26.3"H
- COM Full: 5 yards
- COM Seat: 2 yards
- COM Back: 3 yards
- COM Closed Arm: 0.75 yards

PRODUCT WEIGHT

- 84 lbs. | 90 lbs. with Closed Arms.

NOTES

- Ships knocked down.
- Warranted for users up to 500 lbs/ per seat
- *For fully upholstered models, combine seat and back graded price for base list
- This product meets the requirements set forth in ANSI/BIFMA HCF8.1.
- Maximum order quantities apply to Quick Ship program, contact Sales Support for details.

TO ORDER SIMPLY FILL IN THE BLANKS

<input type="text" value="0"/>	<input type="text" value="30"/>	<input type="text"/>	<input type="text"/>	<input type="text"/>	<input type="text"/>	<input type="text"/>	<input type="text"/>	<input type="text"/>	<input type="text"/>	<input type="text"/>
SERIES	BACK STYLE	LEG	ARM	ARM CAP FINISH	FRAME FINISH	BACK MESH - OPTIONS For additional options separate with (-) hyphen.	FREIGHT OPTION	FREIGHT REQUIREMENTS	FABRIC CODE - SEAT & CLOSED ARM Please refer to allseating.com for fabric codes.	FABRIC CODE - BACK

ING
ALORA
PILLOWS
ASTUTE
ATTUNE
AVES
CHIROFORM
DART
DOVE
EIGHTY-TWO
ENTAIL
EQUATION
EXCHANGE
FOSTER
INERTIA
INMATE
JIF
L1
LEVO
MANTHA
PRATA
PRESTO
RAINBOW
REQUISITE
RSS
RUHE
THERAPOD
TUCK
WATSON
YOU
ZIP

FOSTER® GUEST TRIPLE HALF ARM

DESIGN | ALLSEATING
GSA SIN: 33721



BASE PRICE | \$2,864
F1031-OA

Our guest chair – but built for three. Features a steel frame construction, webbed seat suspension and sloped half-height arms to make waiting more comfortable.

Suggested Applications: Lobbies, Resident Rooms.

FEATURES

- Clean Out Areas
- 16 Gauge Tubular Steel Frame
- Steel Seat Frame
- High Density Seat Foam
- Latex, lead and mercury free
- Flex Back
- Active Seat Suspension
- Wallsaver Frame Design
- Black non-marring polyethylene glides
- Arm caps designed for easy ingress and egress

DIMENSIONS

- OVERALL: 35"H | 72"W | 25"D
- Seat: 18"H | 21"W (Per Seat) | 19"D
- Back: 17"H | 24"W (Per Seat)
- Arm: 26.3"H
- COM Full: 5 yards
- COM Seat: 2 yards
- COM Back: 3 yards
- COM Closed Arm: 1.25 yards

PRODUCT WEIGHT

- 94 lbs. | 107 lbs. with Closed Arms.

MODEL CODE	Grade 1	Grade 2/ COM	Grade 3	Grade 4/ COL	Grade 5	Grade 6	Grade 7	Grade 8	Leather 1	Leather 2	Leather 3
F0031	\$3,097	\$3,153	\$3,189	\$3,237	\$3,279	\$3,353	\$3,437	\$3,531	\$3,736	\$3,827	\$4,101
F1031 BACK	\$1,718	\$1,802	\$1,856	\$1,928	\$1,991	\$2,102	\$2,228	\$2,369	\$2,677	\$2,813	\$3,224
F1031 SEAT	\$1,146	\$1,202	\$1,238	\$1,286	\$1,328	\$1,402	\$1,486	\$1,580	\$1,785	\$1,876	\$2,150
CA	\$508	\$543	\$566	\$596	\$622	\$668	\$721	\$779	\$907	\$964	\$1,136

*FOR FULLY UPHOLSTERED MODELS COMBINE SEAT AND BACK GRADED PRICE FOR BASE LIST

SERIES	FO	Mesh	QS	\$
	F1	Upholstered	•	-
BACK STYLE	O	Midback	•	VAR
LEG	31	Triple with Half Arm	•	-
ARM	OA	Open Arm	•	-
	CA	Closed Arm		VAR
ARM CAP FINISH	TP	Taupe Polyurethane	•	\$150
	GR	Grey Polyurethane	•	\$150
	BK	Black Polyurethane	•	\$150
	HRM	Hard Rock Maple Wood Cap	•	\$260
	RC	Rustic Cherry Wood Cap	•	\$260
	CP	Chocolate Pear Wood Cap	•	\$260
	BI	Corian Bisque		\$590
	SR	Corian Silverite		\$790
FRAME FINISH	BM	Bronze Matte	•	-
	SVR	Silver	•	-
	MG	Metallic Gunmetal		\$50
BACK MESH (If Applicable)	M2	M2 Mesh	•	\$84
	M3	M3 Mesh	•	-
OPTIONS	MB	Moisture Barrier (Seat only)		\$270
	CL	CAL TB133 (MESH)		\$285
	CL	CAL TB133 (UPH)		\$330
FREIGHT OPTIONS	KD	Knocked Down	•	-
	BW	Blanket Wrapped - Fully Assembled (25 seat minimum)		\$225
FREIGHT REQUIREMENTS	AS	Allseating Standard		-
	FQ	Special Freight Instructions (Call for Quote)		VAR
	GD	Guaranteed Delivery Date and Time (Call for Quote)		VAR

NOTES

- Ships knocked down.
- Warranted for users up to 500 lbs/ per seat
- *For fully upholstered models, combine seat and back graded price for base list
- This product meets the requirements set forth in ANSI/BIFMA HCF8.1.
- Maximum order quantities apply to Quick Ship program, contact Sales Support for details.

TO ORDER SIMPLY FILL IN THE BLANKS

<input type="text" value=""/>	<input type="text" value="0"/>	<input type="text" value="31"/>	<input type="text" value=""/>	<input type="text" value=""/>	<input type="text" value=""/>	<input type="text" value=""/>	<input type="text" value=""/>	<input type="text" value=""/>	<input type="text" value=""/>	<input type="text" value=""/>
SERIES	BACK STYLE	LEG	ARM	ARM CAP FINISH	FRAME FINISH	BACK MESH - OPTIONS For additional options separate with (-) hyphen.	FREIGHT OPTION	FREIGHT REQUIREMENTS	FABRIC CODE - SEAT & CLOSED ARM Please refer to allseating.com for fabric codes.	FABRIC CODE - BACK

ING
ALORA
PILLOWS
ASTUTE
ATTUNE
AVES
CHIROFORM
DART
DOVE
EIGHTY-TWO
ENTAIL
EQUATION
EXCHANGE
FOSTER
INERTIA
INMATE
JIF
L1
LEVO
MANTHA
PRATA
PRESTO
RAINBOW
REQUISITE
RSS
RUHE
THERAPOD
TUCK
WATSON
YOU
ZIP

FOSTER® GUEST TRIPLE FULL ARM

DESIGN | ALLSEATING
GSA SIN: 33721



BASE PRICE | \$2,948
F1032-OA

Our guest chair – but built for three. Features a steel frame construction, webbed seat suspension and sloped arms to make waiting more comfortable.

Suggested Applications: Lobbies, Resident Rooms.

FEATURES

- Clean Out Areas
- 16 Gauge Tubular Steel Frame
- Steel Seat Frame
- High Density Seat Foam
- Latex, lead and mercury free
- Flex Back
- Active Seat Suspension
- Wallsaver Frame Design
- Black non-marring polyethylene glides
- Arm caps designed for easy ingress and egress

DIMENSIONS

- OVERALL: 35"H | 72"W | 25"D
- Seat: 18"H | 21"W (Per Seat) | 19"D
- Back: 17"H | 24"W (Per Seat)
- Arm: 26.3"H
- COM Full: 5 yards
- COM Seat: 2 yards
- COM Back: 3 yards
- COM Closed Arm: 1.25 yards

PRODUCT WEIGHT

- 99 lbs. | 112 lbs. with Closed Arms.

MODEL CODE	Grade 1	Grade 2/ COM	Grade 3	Grade 4/ COL	Grade 5	Grade 6	Grade 7	Grade 8	Leather 1	Leather 2	Leather 3
F0032	\$3,190	\$3,246	\$3,282	\$3,330	\$3,372	\$3,446	\$3,530	\$3,624	\$3,829	\$3,920	\$4,194
F1032 BACK	\$1,769	\$1,853	\$1,907	\$1,979	\$2,042	\$2,153	\$2,279	\$2,420	\$2,728	\$2,864	\$3,275
F1032 SEAT	\$1,179	\$1,235	\$1,271	\$1,319	\$1,361	\$1,435	\$1,519	\$1,613	\$1,818	\$1,909	\$2,183
CA	\$508	\$543	\$566	\$596	\$622	\$668	\$721	\$779	\$907	\$964	\$1,136

*FOR FULLY UPHOLSTERED MODELS COMBINE SEAT AND BACK GRADED PRICE FOR BASE LIST

SERIES	FO	Mesh	QS	\$
	F1	Upholstered	•	-
BACK STYLE	0	Midback	•	VAR
LEG	32	Triple with Full Arm	•	-
ARM	OA	Open Arm	•	-
	CA	Closed Arm		VAR
ARM CAP FINISH	TP	Taupe Polyurethane	•	\$150
	GR	Grey Polyurethane	•	\$150
	BK	Black Polyurethane	•	\$150
	HRM	Hard Rock Maple Wood Cap	•	\$260
	RC	Rustic Cherry Wood Cap	•	\$260
	CP	Chocolate Pear Wood Cap	•	\$260
	BI	Corian Bisque		\$590
	SR	Corian Silverite		\$790
FRAME FINISH	BM	Bronze Matte	•	-
	SVR	Silver	•	-
	MG	Metallic Gunmetal		\$50
BACK MESH (If Applicable)	M2	M2 Mesh	•	\$84
	M3	M3 Mesh	•	-
OPTIONS	MB	Moisture Barrier (Seat only)		\$270
	CL	CAL TB133 (MESH)		\$285
	CL	CAL TB133 (UPH)		\$330
FREIGHT OPTIONS	KD	Knocked Down	•	-
	BW	Blanket Wrapped - Fully Assembled (25 seat minimum)		\$225
FREIGHT REQUIREMENTS	AS	Allseating Standard		-
	FQ	Special Freight Instructions (Call for Quote)		VAR
	GD	Guaranteed Delivery Date and Time (Call for Quote)		VAR

NOTES

- Ships knocked down.
- Warranted for users up to 500 lbs
- *For fully upholstered models, combine seat and back graded price for base list
- This product meets the requirements set forth in ANSI/BIFMA HCF8.1.
- Maximum order quantities apply to Quick Ship program, contact Sales Support for details.

TO ORDER SIMPLY FILL IN THE BLANKS

<input type="text" value=""/>	<input type="text" value="0"/>	<input type="text" value="32"/>	<input type="text" value=""/>	<input type="text" value=""/>	<input type="text" value=""/>	<input type="text" value=""/>	<input type="text" value=""/>	<input type="text" value=""/>	<input type="text" value=""/>	<input type="text" value=""/>
SERIES	BACK STYLE	LEG	ARM	ARM CAP FINISH	FRAME FINISH	BACK MESH - OPTIONS For additional options separate with (-) hyphen.	FREIGHT OPTION	FREIGHT REQUIREMENTS	FABRIC CODE - SEAT & CLOSED ARM Please refer to allseating.com for fabric codes.	FABRIC CODE - BACK

ING
ALORA
PILLOWS
ASTUTE
ATTUNE
AVES
CHIROFORM
DART
DOVE
EIGHTY-TWO
ENTAIL
EQUATION
EXCHANGE
FOSTER
INERTIA
INNATE
JIF
L1
LENO
MANTHA
PRATA
PRESTO
RAINBOW
REQUISITE
RSS
RUHE
THERAPOD
TUCK
VANSON
YOU
ZIP



FOSTER® GUEST TANDEM START UNIT

DESIGN | ALLSEATING
GSA SIN: 33721

BASE PRICE | \$1,274
F1017-OA

Description: Our Guest chair with the flexibility to create your own multiple seat arrangements.
Suggested Applications: Lobbies, Waiting Rooms.

FEATURES

- Clean Out Areas
- 16 Gauge Tubular Steel Frame
- Steel Seat Frame
- High Density Seat Foam
- Latex, lead and mercury free
- Flex Back
- Active Seat Suspension
- Wallsaver Frame Design
- Black non-marring polyethylene glides
- Optional Ganging Kit
- Arm caps designed for easy ingress and egress

DIMENSIONS

- OVERALL: 34"H | 26"W | 24.75"D
- Seat: 18"H | 21"W | 19"D
- Back: 16"H | 21"W
- Arm: 26.25"H
- COM Seat: 1 yard
- COM Back: 1.5 yards
- COM Closed Arm: 0.75 yard

PRODUCT WEIGHT

- 38 lbs.

MODEL CODE	Grade 1	Grade 2/ COM	Grade 3	Grade 4/ COL	Grade 5	Grade 6	Grade 7	Grade 8	Leather 1	Leather 2	Leather 3
F0017	\$1,394	\$1,422	\$1,440	\$1,464	\$1,485	\$1,522	\$1,564	\$1,611	\$1,714	\$1,759	\$1,896
F1017 BACK	\$764	\$806	\$833	\$869	\$901	\$956	\$1,019	\$1,090	\$1,243	\$1,312	\$1,517
F1017 SEAT	\$510	\$538	\$556	\$580	\$601	\$638	\$680	\$727	\$830	\$875	\$1,012
CA	\$255	\$276	\$290	\$308	\$323	\$351	\$383	\$418	\$495	\$529	\$632

*FOR FULLY UPHOLSTERED MODELS COMBINE SEAT AND BACK GRADED PRICE FOR BASE LIST

SERIES	FO	Guest Mesh	QS	\$
	F1	Guest Upholstered	•	VAR
BACK STYLE	0	Midback	•	VAR
LEG	17	Tandem Start	•	-
ARM	OA	Open Arm	•	-
	CA	Closed Arm		VAR
ARM CAP FINISH	TP	Taupe Polyurethene	•	\$75
	GR	Grey Polyurethene	•	\$75
	BK	Black Polyurethene	•	\$75
	HRM	Hard Rock Maple Wood Cap	•	\$130
	RC	Rustic Cherry Wood Cap	•	\$130
	CP	Chocolate Pear Wood Cap	•	\$130
	BI	Corian Bisque		\$295
	SR	Corian Silverite		\$395
FRAME FINISH	BM	Bronze Matte	•	-
	SVR	Silver	•	-
	MG	Metallic Gunmetal		\$50
BACK MESH (If Applicable)	M2	M2 Mesh (not all colors are QS)	•	\$28
	M3	M3 Mesh	•	-
OPTIONS	MB	Moisture Barrier (Seat only)		\$90
	CL	CAL TB133 (MESH)		\$95
	CL	CAL TB133 (UPH)		\$110
FREIGHT OPTIONS	KD	Knocked Down		-
	BW	Blanket Wrapped - Fully Assembled (25 seat minimum)		\$75
FREIGHT REQUIREMENTS	AS	Allseating Standard		-
	FQ	Special Freight Instructions (Call for Quote)		VAR
	GD	Guaranteed Delivery Date and Time (Call for Quote)		VAR

NOTES

- Warranted for users up to 500 lbs
- *For fully upholstered models, combine seat and back graded price for base list
- This product meets the requirements set forth in ANSI/BIFMA HCF8.1.
- Shipped ready to assemble.
- Maximum order quantities apply to Quick Ship program, contact Sales Support for details.

TO ORDER SIMPLY FILL IN THE BLANKS

<input type="text" value=""/>	<input type="text" value="0"/>	<input type="text" value="17"/>	<input type="text" value=""/>	<input type="text" value=""/>	<input type="text" value=""/>	<input type="text" value=""/>	<input type="text" value=""/>	<input type="text" value=""/>	<input type="text" value=""/>	<input type="text" value=""/>
SERIES	BACK STYLE	LEG	ARM	ARM CAP FINISH	FRAME FINISH	BACK MESH - OPTIONS For additional options separate with (-) hyphen.	FREIGHT OPTION	FREIGHT REQUIREMENTS	FABRIC CODE - SEAT & CLOSED ARM Please refer to allseating.com for fabric codes.	FABRIC CODE - BACK

ING
ALORA
PILLOWS
ASTUTE
ATTUNE
AVES
CHIROFORM
DART
DOVE
EIGHTY-TWO
ENTAIL
EQUATION
EXCHANGE
FOSTER
INERTIA
INMATE
JIF
L1
LEVO
MANTRA
PRATA
PRESTO
RAINBOW
REQUISITE
RSS
RUHE
THERAPOD
TUCK
WATSON
YOU
ZIP

FOSTER® GUEST TANDEM ADD ON UNIT

DESIGN | ALLSEATING
GSA SIN: 33721



BASE PRICE | \$1,112
F1018-OA

Description: Our Guest chair with the flexibility to create your own multiple seat arrangements.
Suggested Applications: Lobbies, Waiting Rooms.

FEATURES

- Clean Out Areas
- 16 Gauge Tubular Steel Frame
- Steel Seat Frame
- High Density Seat Foam
- Latex, lead and mercury free
- Flex Back
- Active Seat Suspension
- Wallsaver Frame Design
- Black non-marring polyethylene glides
- Optional Ganging Kit
- Arm caps designed for easy ingress and egress

DIMENSIONS

- OVERALL: 34"H | 23.5"W | 24.75"D
- Seat: 18"H | 21"W | 19"D
- Back: 16"H | 21"W
- Arm: 26.25"H
- COM Seat: 1 yard
- COM Back: 1.5 yards
- COM Closed Arm: 0.75 yard

PRODUCT WEIGHT

- 31 lbs. | 33 lbs. with Closed Arms

MODEL CODE	Grade 1	Grade 2/ COM	Grade 3	Grade 4/ COL	Grade 5	Grade 6	Grade 7	Grade 8	Leather 1	Leather 2	Leather 3
F0018	\$1,238	\$1,266	\$1,284	\$1,308	\$1,329	\$1,366	\$1,408	\$1,455	\$1,558	\$1,603	\$1,740
F1018 BACK	\$667	\$709	\$736	\$772	\$804	\$859	\$922	\$993	\$1,146	\$1,215	\$1,420
F1018 SEAT	\$445	\$473	\$491	\$515	\$536	\$573	\$615	\$662	\$765	\$810	\$947
CA	\$128	\$149	\$163	\$181	\$196	\$224	\$256	\$291	\$368	\$402	\$505

*FOR FULLY UPHOLSTERED MODELS COMBINE SEAT AND BACK GRADED PRICE FOR BASE LIST

SERIES	FO	Guest Mesh	QS	\$
	F1	Guest Upholstered	•	VAR
BACK STYLE	0	Midback	•	VAR
LEG	18	Tandem Add On	•	-
ARM	OA	Open Arm	•	-
	CA	Closed Arm		VAR
ARM CAP FINISH	TP	Taupe Polyurethane	•	\$38
	GR	Grey Polyurethane	•	\$38
	BK	Black Polyurethane	•	\$38
	HRM	Hard Rock Maple Wood Cap	•	\$65
	RC	Rustic Cherry Wood Cap	•	\$65
	CP	Chocolate Pear Wood Cap	•	\$65
	BI	Corian Bisque		\$150
	SR	Corian Silverite		\$200
FRAME FINISH	BM	Bronze Matte	•	-
	SVR	Silver	•	-
	MG	Metallic Gunmetal		\$50
BACK MESH (If Applicable)	M2	M2 Mesh (not all colors are QS)	•	\$28
	M3	M3 Mesh	•	-
OPTIONS	MB	Moisture Barrier (Seat only)		\$90
	CL	CAL TB133 (MESH)		\$95
	CL	CAL TB133 (UPH)		\$110
FREIGHT OPTIONS	KD	Knocked Down		-
	BW	Blanket Wrapped - Fully Assembled (25 seat minimum)		\$75
FREIGHT REQUIREMENTS	AS	Allseating Standard		-
	FQ	Special Freight Instructions (Call for Quote)		VAR
	GD	Guaranteed Delivery Date and Time (Call for Quote)		VAR


NOTES

- Warranted for users up to 500 lbs
- *For fully upholstered models, combine seat and back graded price for base list
- This product meets the requirements set forth in ANSI/BIFMA HCF8.1.
- Shipped ready to assemble.
- Maximum order quantities apply to Quick Ship program, contact Sales Support for details.

TO ORDER SIMPLY FILL IN THE BLANKS

<input type="text" value=""/>	-	<input type="text" value="0"/>	-	<input type="text" value="18"/>	-	<input type="text" value=""/>	-	<input type="text" value=""/>	-	<input type="text" value=""/>	-	<input type="text" value=""/>	-	<input type="text" value=""/>	-	<input type="text" value=""/>				
SERIES		BACK STYLE		LEG		ARM		ARM CAP FINISH		FRAME FINISH		BACK MESH - OPTIONS		FREIGHT OPTION		FREIGHT REQUIREMENTS		FABRIC CODE - SEAT & CLOSED ARM		FABRIC CODE - BACK
											For additional options separate with (-) hyphen.		Please refer to allseating.com for fabric codes.							

ING
ALORA
PILLOWS
ASTUTE
ATTUNE
AVES
CHORUSH
DART
DOVE
EIGHTY-TWO
ENTAIL
EQUATION
EXCHANGE
FOSTER
INERTIA
INMATE
JIF
L1
LEVO
MANTRA
PRATA
PRESTO
RAINBOW
REQUISITE
RSS
RUHE
THERAPOD
TUCK
WATSON
YOU
ZIP



FOSTER® GUEST TANDEM END UNIT

DESIGN | ALLSEATING
GSA SIN: 33721

BASE PRICE | \$1,092
F1019-OA

Description: Our Guest chair with the flexibility to create your own multiple seat arrangements.
Suggested Applications: Lobbies, Waiting Rooms.

FEATURES

- Clean Out Areas
- 16 Gauge Tubular Steel Frame
- Steel Seat Frame
- High Density Seat Foam
- Latex, lead and mercury free
- Flex Back
- Active Seat Suspension
- Wallsaver Frame Design
- Black non-marring polyethylene glides
- Optional Ganging Kit
- Arm caps designed for easy ingress and egress

DIMENSIONS

- OVERALL: 34"H | 23.5"W | 24.75"D
- Seat: 18"H | 21"W | 19"D
- Back: 16"H | 21"W
- Arm: 26.25"H
- COM Seat: 1 yard
- COM Back: 1.5 yards
- COM Closed Arm: 0.75 yard

PRODUCT WEIGHT

- 31 lbs. | 33 lbs. with Closed Arms.

MODEL CODE	Grade 1	Grade 2/ COM	Grade 3	Grade 4/ COL	Grade 5	Grade 6	Grade 7	Grade 8	Leather 1	Leather 2	Leather 3
F0019	\$1,216	\$1,244	\$1,262	\$1,286	\$1,307	\$1,344	\$1,386	\$1,433	\$1,536	\$1,581	\$1,718
F1019 BACK	\$655	\$697	\$724	\$760	\$792	\$847	\$910	\$981	\$1,134	\$1,203	\$1,408
F1019 SEAT	\$437	\$465	\$483	\$507	\$528	\$565	\$607	\$654	\$757	\$802	\$939
CA	\$128	\$149	\$163	\$181	\$196	\$224	\$256	\$291	\$368	\$402	\$505

*FOR FULLY UPHOLSTERED MODELS COMBINE SEAT AND BACK GRADED PRICE FOR BASE LIST

SERIES	FO	Guest Mesh	QS	\$
	F1	Guest Upholstered	•	VAR
BACK STYLE	0	Midback	•	VAR
LEG	19	Tandem End	•	-
ARM	OA	Open Arm	•	-
	CA	Closed Arm		VAR
ARM CAP FINISH	TP	Taupe Polyurethane	•	\$38
	GR	Grey Polyurethane	•	\$38
	BK	Black Polyurethane	•	\$38
	HRM	Hard Rock Maple Wood Cap	•	\$65
	RC	Rustic Cherry Wood Cap	•	\$65
	CP	Chocolate Pear Wood Cap	•	\$65
	BI	Corian Bisque		\$150
	SR	Corian Silverite		\$200
FRAME FINISH	BM	Bronze Matte	•	-
	SVR	Silver	•	-
	MG	Metallic Gunmetal		\$50
BACK MESH (If Applicable)	M2	M2 Mesh (not all colors are QS)	•	\$28
	M3	M3 Mesh	•	-
OPTIONS	MB	Moisture Barrier (Seat only)		\$90
	CL	CAL TB133 (MESH)		\$95
	CL	CAL TB133 (UPH)		\$110
FREIGHT OPTIONS	KD	Knocked Down	•	-
	BW	Blanket Wrapped - Fully Assembled (25 seat minimum)		\$75
FREIGHT REQUIREMENTS	AS	Allseating Standard		-
	FQ	Special Freight Instructions (Call for Quote)		VAR
	GD	Guaranteed Delivery Date and Time (Call for Quote)		VAR

NOTES

- Shipped ready to assemble.
- Warranted for users up to 500 lbs
- *For fully upholstered models, combine seat and back graded price for base list
- This product meets the requirements set forth in ANSI/BIFMA HCF8.1.
- Maximum order quantities apply to Quick Ship program, contact Sales Support for details.

TO ORDER SIMPLY FILL IN THE BLANKS

<input type="text" value="0"/>	<input type="text" value="19"/>	<input type="text"/>	<input type="text"/>	<input type="text"/>	<input type="text"/>	<input type="text"/>	<input type="text"/>	<input type="text"/>	<input type="text"/>	<input type="text"/>
SERIES	BACK STYLE	LEG	ARM	ARM CAP FINISH	FRAME FINISH	BACK MESH - OPTIONS For additional options separate with (-) hyphen.	FREIGHT OPTION	FREIGHT REQUIREMENTS	FABRIC CODE - SEAT & CLOSED ARM Please refer to allseating.com for fabric codes.	FABRIC CODE - BACK

ING
ALORA
PILLOWS
ASTUTE
ATTUNE
AVES
CHORUSH
DART
DOVE
EIGHTY-TWO
ENTAIL
EQUATION
EXCHANGE
FOSTER
INERTIA
INMATE
JIF
L1
LENO
MANTHA
PRATA
PRESTO
RAINBOW
REQUISITE
RSS
RUHE
THERAPOD
TUCK
WATSON
YOU
ZIP



FOSTER® GUEST PLUS TANDEM START UNIT

DESIGN | ALLSEATING GSA SIN | 33721

BASE PRICE | \$1,539
F1417-OA

Description: Our Guest chair with the flexibility to create your own multiple seat arrangements.
Suggested Applications: Lobbies, Waiting Rooms.

FEATURES

- Clean Out Areas
- 16 Gauge Tubular Steel Frame
- Steel Seat Frame
- High Density Seat Foam
- Latex, lead and mercury free
- Flex Back
- Active Seat Suspension
- Wallsaver Frame Design
- Black non-marring polyethylene glides
- Optional Ganging Kit
- Arm caps designed for easy ingress and egress

DIMENSIONS

- OVERALL: 34"H | 35"W | 24.75"D
- Seat: 18"H | 30"W | 19"D
- Back: 16"H | 30"W
- Arm: 26.25"H
- COM Seat: 1 yard
- COM Back: 1.5 yards
- COM Closed Arm: 0.75 yard

PRODUCT WEIGHT

- 44 lbs. | 50 lbs. with Closed Arms.

MODEL CODE	Grade 1	Grade 2/COM	Grade 3	Grade 4/COL	Grade 5	Grade 6	Grade 7	Grade 8	Leather 1	Leather 2	Leather 3
F0417	\$1,664	\$1,692	\$1,710	\$1,734	\$1,755	\$1,792	\$1,834	\$1,881	\$1,984	\$2,029	\$2,166
F1417 BACK	\$923	\$965	\$992	\$1,028	\$1,060	\$1,115	\$1,178	\$1,249	\$1,402	\$1,471	\$1,676
F1417 SEAT	\$616	\$644	\$662	\$686	\$707	\$744	\$786	\$833	\$936	\$981	\$1,118
CA	\$255	\$276	\$290	\$308	\$323	\$351	\$383	\$418	\$495	\$529	\$632

*FOR FULLY UPHOLSTERED MODELS COMBINE SEAT AND BACK GRADED PRICE FOR BASE LIST

SERIES	FO	Guest Mesh	QS	\$
	F1	Guest Upholstered	•	-
BACK STYLE	4	Midback Plus	•	VAR
LEG	17	Tandem Start	•	-
ARM	OA	Open Arm	•	-
	CA	Closed Arm		VAR
ARM CAP FINISH	TP	Taupe Polyurethane	•	\$75
	GR	Grey Polyurethane	•	\$75
	BK	Black Polyurethane	•	\$75
	HRM	Hard Rock Maple Wood Cap	•	\$130
	RC	Rustic Cherry Wood Cap	•	\$130
	CP	Chocolate Pear Wood Cap	•	\$130
	BI	Corian Bisque		\$295
	SR	Corian Silverite		\$395
FRAME FINISH	BM	Bronze Matte	•	-
	SVR	Silver	•	-
	MG	Metallic Gunmetal		\$50
BACK MESH	M2	M2 Mesh (not all colors are QS)	•	\$28
	M3	M3 Mesh	•	-
OPTIONS	MB	Moisture Barrier (Seat only)		\$90
	CL	CAL TB133 (MESH)		\$95
	CL	CAL TB133 (UPH)		\$110
FREIGHT OPTIONS	KD	Knocked Down	•	-
	BW	Blanket Wrapped - Fully Assembled (25 seat minimum)		\$75
FREIGHT REQUIREMENTS	AS	Allseating Standard		-
	FQ	Special Freight Instructions (Call for Quote)		VAR
	GD	Guaranteed Delivery Date and Time (Call for Quote)		VAR

NOTES

- Warranted for users up to 750 lbs
- *For fully upholstered models, combine seat and back graded price for base list
- This product meets the requirements set forth in ANSI/BIFMA HCF8.1.
- Shipped ready to assemble.
- Maximum order quantities apply to Quick Ship program, contact Sales Support for details.

TO ORDER SIMPLY FILL IN THE BLANKS

<input type="text" value=""/>	-	<input type="text" value="4"/>	-	<input type="text" value="17"/>	-	<input type="text" value=""/>	-	<input type="text" value=""/>	-	<input type="text" value=""/>	-	<input type="text" value=""/>	-	<input type="text" value=""/>	-	<input type="text" value=""/>				
SERIES		BACK STYLE		LEG		ARM		ARM CAP FINISH		FRAME FINISH		BACK MESH - OPTIONS For additional options separate with (-) hyphen.		FREIGHT OPTION		FREIGHT REQUIREMENTS		FABRIC CODE - SEAT & CLOSED ARM Please refer to allseating.com for fabric codes.		FABRIC CODE - BACK

ING
ALORA
PILLOWS
ASTUTE
ATTUNE
AVES
CHROMIUM
DART
DOVE
EIGHTY-TWO
ENTAIL
EQUATION
EXCHANGE
FOSTER
INERTIA
INMATE
JIF
L1
LEVO
MANTHA
PRATA
PRESTO
RAINBOW
REQUISITE
RSS
RUHE
THERAPOD
TUCK
VANSON
YOU
ZIP

FOSTER® GUEST PLUS TANDEM ADD ON UNIT

DESIGN | ALLSEATING GSA SIN | 33721



BASE PRICE | \$1,388
F1418-OA

Description: Our Guest chair with the flexibility to create your own multiple seat arrangements.
Suggested Applications: Lobbies, Waiting Rooms.

FEATURES

- Clean Out Areas
- 16 Gauge Tubular Steel Frame
- Steel Seat Frame
- High Density Seat Foam
- Latex, lead and mercury free
- Flex Back
- Active Seat Suspension
- Wallsaver Frame Design
- Black non-marring polyethylene glides
- Optional Ganging Kit
- Arm caps designed for easy ingress and egress

DIMENSIONS

- OVERALL: 34"H | 35"W | 29.75"D
- Seat: 18"H | 30"W | 19"D
- Back: 16"H | 30"W
- Arm: 26.25"H
- COM Seat: 1 yard
- COM Back: 1.5 yards
- COM Closed Arm: 0.75 yard

PRODUCT WEIGHT

- 37 lbs. | 39 lbs. with Closed Arms.

MODEL CODE	Grade 1	Grade 2/ COM	Grade 3	Grade 4/ COL	Grade 5	Grade 6	Grade 7	Grade 8	Leather 1	Leather 2	Leather 3
F0418	\$1,508	\$1,536	\$1,554	\$1,578	\$1,599	\$1,636	\$1,678	\$1,725	\$1,828	\$1,873	\$2,010
F1418 BACK	\$833	\$875	\$902	\$938	\$970	\$1,025	\$1,088	\$1,159	\$1,312	\$1,381	\$1,586
F1418 SEAT	\$555	\$583	\$601	\$625	\$646	\$683	\$725	\$772	\$875	\$920	\$1,057
CA	\$128	\$149	\$163	\$181	\$196	\$224	\$256	\$291	\$368	\$402	\$505

*FOR FULLY UPHOLSTERED MODELS COMBINE SEAT AND BACK GRADED PRICE FOR BASE LIST

SERIES	FO	Guest Mesh	QS	\$
	F1	Guest Upholstered	•	-
BACK STYLE	4	Midback Plus	•	VAR
LEG	18	Tandem Add On	•	-
ARM	OA	Open Arm	•	-
	CA	Closed Arm		VAR
ARM CAP FINISH	TP	Taupe Polyurethane	•	\$38
	GR	Grey Polyurethane	•	\$38
	BK	Black Polyurethane	•	\$38
	HRM	Hard Rock Maple Wood Cap	•	\$65
	RC	Rustic Cherry Wood Cap	•	\$65
	CP	Chocolate Pear Wood Cap	•	\$65
	BI	Corian Bisque		\$150
	SR	Corian Silverite		\$200
FRAME FINISH	BM	Bronze Matte	•	-
	SVR	Silver	•	-
	MG	Metallic Gunmetal		\$50
BACK MESH (if applicable)	M2	M2 Mesh (not all colors are QS)	•	\$28
	M3	M3 Mesh	•	-
OPTIONS	MB	Moisture Barrier (Seat only)		\$90
	CL	CAL TB133 (MESH)		\$95
	CL	CAL TB133 (UPH)		\$110
FREIGHT OPTIONS	KD	Knocked Down	•	-
	BW	Blanket Wrapped - Fully Assembled (25 seat minimum)		\$75
FREIGHT REQUIREMENTS	AS	Allseating Standard		-
	FQ	Special Freight Instructions (Call for Quote)		VAR
	GD	Guaranteed Delivery Date and Time (Call for Quote)		VAR

NOTES


- Warranted for users up to 750 lbs
- *For fully upholstered models, combine seat and back graded price for base list
- This product meets the requirements set forth in ANSI/BIFMA HCF8.1.
- Shipped ready to assemble.
- Maximum order quantities apply to Quick Ship program, contact Sales Support for details.

TO ORDER SIMPLY FILL IN THE BLANKS

<input type="text"/>	4	18	<input type="text"/>	<input type="text"/>	<input type="text"/>	<input type="text"/>	<input type="text"/>	<input type="text"/>	<input type="text"/>	<input type="text"/>
SERIES	BACK STYLE	LEG	ARM	ARM CAP FINISH	FRAME FINISH	BACK MESH - OPTIONS For additional options separate with (-) hyphen.	FREIGHT OPTION	FREIGHT REQUIREMENTS	FABRIC CODE - SEAT & CLOSED ARM Please refer to allseating.com for fabric codes.	FABRIC CODE - BACK

FOSTER® GUEST PLUS TANDEM END UNIT

DESIGN | ALLSEATING GSA SIN | 33721



BASE PRICE | \$1,362
F1419-OA

Description: Our Guest chair with the flexibility to create your own multiple seat arrangements.
Suggested Applications: Lobbies, Waiting Rooms.

FEATURES

- Clean Out Areas
- 16 Gauge Tubular Steel Frame
- Steel Seat Frame
- High Density Seat Foam
- Latex, lead and mercury free
- Flex Back
- Active Seat Suspension
- Wallsaver Frame Design
- Black non-marring polyethylene glides
- Optional Ganging Kit
- Arm caps designed for easy ingress and egress

DIMENSIONS

- OVERALL: 34"H | 32.5"W | 24.75"D
- Seat: 18"H | 30"W | 19"D
- Back: 16"H | 30"W
- Arm: 26.25"H
- COM Seat: 1 yard
- COM Back: 1.5 yards
- COM Closed Arm: 0.75 yard

PRODUCT WEIGHT

- 37 lbs. | 39 lbs. with Closed Arms.

MODEL CODE	Grade 1	Grade 2/ COM	Grade 3	Grade 4/ COL	Grade 5	Grade 6	Grade 7	Grade 8	Leather 1	Leather 2	Leather 3
F0419	\$1,492	\$1,520	\$1,538	\$1,562	\$1,583	\$1,620	\$1,662	\$1,709	\$1,812	\$1,857	\$1,994
F1419 BACK	\$817	\$859	\$886	\$922	\$954	\$1,009	\$1,072	\$1,143	\$1,296	\$1,365	\$1,570
F1419 SEAT	\$545	\$573	\$591	\$615	\$636	\$673	\$715	\$762	\$865	\$910	\$1,047
CA	\$128	\$149	\$163	\$181	\$196	\$224	\$256	\$291	\$368	\$402	\$505

*FOR FULLY UPHOLSTERED MODELS COMBINE SEAT AND BACK GRADED PRICE FOR BASE LIST

SERIES	FO	Guest Mesh	QS	\$
	F1	Guest Upholstered	•	-
BACK STYLE	4	Midback Plus	•	VAR
LEG	19	Tandem End	•	-
ARM	OA	Open Arm	•	-
	CA	Closed Arm		VAR
ARM CAP FINISH	TP	Taupe Polyurethene	•	\$38
	GR	Grey Polyurethene	•	\$38
	BK	Black Polyurethene	•	\$38
	HRM	Hard Rock Maple Wood Cap	•	\$65
	RC	Rustic Cherry Wood Cap	•	\$65
	CP	Chocolate Pear Wood Cap	•	\$65
	BI	Corian Bisque		\$150
	SR	Corian Silverite		\$200
FRAME FINISH	BM	Bronze Matte	•	-
	SVR	Silver	•	-
	MG	Metallic Gunmetal		\$50
BACK MESH (If Applicable)	M2	M2 Mesh (not all colors are QS)	•	\$28
	M3	M3 Mesh	•	-
OPTIONS	MB	Moisture Barrier (Seat only)		\$90
	CL	CAL TB133 (MESH)		\$95
	CL	CAL TB133 (UPH)		\$110
FREIGHT OPTIONS	KD	Knocked Down	•	-
	BW	Blanket Wrapped - Fully Assembled (25 seat minimum)		\$75
FREIGHT REQUIREMENTS	AS	Allseating Standard		-
	FQ	Special Freight Instructions (Call for Quote)		VAR
	GD	Guaranteed Delivery Date and Time (Call for Quote)		VAR

NOTES

- Warranted for users up to 750 lbs
- *For fully upholstered models, combine seat and back graded price for base list
- This product meets the requirements set forth in ANSI/BIFMA HCF8.1.
- Shipped ready to assemble.
- Maximum order quantities apply to Quick Ship program, contact Sales Support for details.

TO ORDER SIMPLY FILL IN THE BLANKS

<input type="text" value=""/>	<input type="text" value="4"/>	<input type="text" value="19"/>	<input type="text" value=""/>	<input type="text" value=""/>	<input type="text" value=""/>	<input type="text" value=""/>	<input type="text" value=""/>	<input type="text" value=""/>	<input type="text" value=""/>	<input type="text" value=""/>
SERIES	BACK STYLE	LEG	ARM	ARM CAP FINISH	FRAME FINISH	BACK MESH - OPTIONS <small>For additional options separate with (-) hyphen.</small>	FREIGHT OPTION	FREIGHT REQUIREMENTS	FABRIC CODE - SEAT & CLOSED ARM <small>Please refer to allseating.com for fabric codes.</small>	FABRIC CODE - BACK

ING
ALORA
PILLOWS
ASTUTE
ATTUNE
AVES
CHIROFORM
DART
DOVE
EIGHTY-TWO
ENTAIL
EQUATION
EXCHANGE
FOSTER
INERTIA
INMATE
JIF
L1
LEVO
MANTHA
PRATA
PRESTO
RAINBOW
REQUISITE
RSS
RUHE
THERAPOD
TUCK
VANSON
YOU
ZIP



FOSTER® LOUNGE SINGLE

DESIGN | ALLSEATING
OPEN MARKET

BASE PRICE | \$2,885
F2010-OA

Influenced by residential and hospitality design, Foster lounge furniture offers a deeper, wider seat and superior comfort.
Suggested Applications:
Waiting Rooms, Patient Rooms, Resident Rooms.

FEATURES

- Clean Out Areas
- 16 Gauge Tubular Steel Frame
- Steel Seat Frame
- Multi Layered High Density Seat Foam
- Latex, lead and mercury free
- Wallsaver Frame Design
- Black non-marring polyethylene glides
- Arm caps designed for easy ingress and egress

DIMENSIONS

- OVERALL: 33"H | 28"W | 30.25"D
- Seat: 17.5"H | 23"W | 20"D
- Back: 13.5"H | 22"W
- Arm: 26.26"H
- COM Seat: 1.5 yards
- COM Back: 1.75 yards
- COM Closed Arm: 1.75 yards

PRODUCT WEIGHT

- 57 lbs. | 68 lbs. with Closed Arms.

MODEL CODE	Grade 1	Grade 2/ COM	Grade 3	Grade 4/ COL	Grade 5	Grade 6	Grade 7	Grade 8	Leather 1	Leather 2	Leather 3
F2010 BACK	\$1,558	\$1,607	\$1,639	\$1,681	\$1,717	\$1,782	\$1,856	\$1,938	\$2,117	\$2,197	\$2,437
F2010 SEAT	\$1,327	\$1,369	\$1,396	\$1,432	\$1,464	\$1,519	\$1,582	\$1,653	\$1,806	\$1,875	\$2,080
CA	\$255	\$304	\$336	\$378	\$414	\$479	\$553	\$635	\$814	\$894	\$1,134

*FOR FULLY UPHOLSTERED MODELS COMBINE SEAT AND BACK GRADED PRICE FOR BASE LIST

SERIES	F2	Lounge	QS	\$	
BACK STYLE	0	Midback		VAR	
LEG	10	Single		-	
ARM	OA	Open Arm		-	
	NA	No Arm		-	
	CA	Closed Arm		VAR	
ARM CAP FINISH	TP	Taupe Polyurethane		\$80	
	GR	Grey Polyurethane		\$80	
	BK	Black Polyurethane		\$80	
	HRM	Hard Rock Maple Wood Cap		\$140	
	RC	Rustic Cherry Wood Cap		\$140	
	CP	Chocolate Pear Wood Cap		\$140	
FRAME FINISH	BI	Corian Bisque		\$295	
	SR	Corian Silverite		\$395	
	BM	Bronze Matte		-	
	SVR	Silver		-	
OPTIONS	MG	Metallic Gunmetal		\$50	
	MB	Moisture Barrier (Seat only)		\$90	
	CL	CAL TB133		\$210	
	TL	Tablet Left Closed Arm Only		\$720	
	TR	Tablet Right Closed Arm Only		\$720	
	FREIGHT OPTIONS	KD	Knocked Down		-
		BW	Blanket Wrapped - Fully Assembled (25 seat minimum)		\$75
FREIGHT REQUIREMENTS	AS	Allseating Standard		-	
	FQ	Special Freight Instructions (Call for Quote)		VAR	
	GD	Guaranteed Delivery Date and Time (Call for Quote)		VAR	

NOTES

- Ships knocked down.
- Warranted for users up to 350 lbs
- *For fully upholstered models, combine seat and back graded price for base list
- This product meets the requirements set forth in ANSI/BIFMA HCF8.1.

TO ORDER SIMPLY FILL IN THE BLANKS


F2	-	0	-	10	-		-		-		-		-		-					
SERIES		BACK STYLE		LEG		ARM		ARM CAP FINISH		FRAME FINISH		OPTIONS For additional options separate with (-) hyphen.		FREIGHT OPTION		FREIGHT REQUIREMENTS		FABRIC CODE - SEAT & CLOSED ARM Please refer to allseating.com for fabric codes.		FABRIC CODE - BACK



ING
ALORA
PILLOWS
ASTUTE
ATTUNE
AVES
CHORUSH
DART
DOVE
EIGHTY-TWO
ENTAIL
EQUATION
EXCHANGE
FOSTER
INERTIA
INMATE
JIF
L1
LENO
MANTRA
PRATA
PRESTO
RAINBOW
REQUISITE
RSS
RUHE
THERAPOD
TUCK
WARSON
YOU
ZIP

FOSTER® LOUNGE DOUBLE

DESIGN | ALLSEATING
OPEN MARKET



BASE PRICE | \$3,940
F2020-OA

Influenced by residential and hospitality design, Foster lounge furniture offers a deeper, wider seat and superior comfort. A streamlined two-seater maximizes space.

Suggested Applications:
Waiting Rooms, Patient Rooms, Resident Rooms.

FEATURES

- Clean Out Areas
- 16 Gauge Tubular Steel Frame
- Steel Seat Frame
- Multi Layered High Density Seat Foam
- Latex, lead and mercury free
- Wallsaver Frame Design
- Black non-marring polyethylene glides
- Arm caps designed for easy ingress and egress

DIMENSIONS

- OVERALL: 33"H | 51.5"W | 30.25"D
- Seat: 17.5"H | 23"W (Per Seat) | 20"D
- Back: 15.5"H | 25.5"W (Per Seat)
- Arm: 26.25"H
- COM Seat: 2 yards
- COM Back: 2.5 yards
- COM Closed Arm: 1.75 yards

PRODUCT WEIGHT

- 96 lbs. | 107 lbs. with Closed Arms.

MODEL CODE	Grade 1	Grade 2/ COM	Grade 3	Grade 4/ COL	Grade 5	Grade 6	Grade 7	Grade 8	Leather 1	Leather 2	Leather 3
F2020 BACK	\$2,189	\$2,259	\$2,304	\$2,364	\$2,417	\$2,509	\$2,614	\$2,732	\$2,988	\$3,102	\$3,444
F2020 SEAT	\$1,751	\$1,807	\$1,843	\$1,891	\$1,933	\$2,007	\$2,091	\$2,185	\$2,390	\$2,481	\$2,755
CA	\$255	\$304	\$336	\$378	\$414	\$479	\$553	\$635	\$814	\$894	\$1,134

*FOR FULLY UPHOLSTERED MODELS COMBINE SEAT AND BACK GRADED PRICE FOR BASE LIST

SERIES	F2	Lounge	QS	\$
BACK STYLE	0	Midback		VAR
LEG	20	Double		-
ARM	OA	Open Arm		-
	NA	No Arm		-
	CA	Closed Arm		VAR
	TP	Taupe Polyurethane		\$80
ARM CAP FINISH	GR	Grey Polyurethane		\$80
	BK	Black Polyurethane		\$80
	HRM	Hard Rock Maple Wood Cap		\$140
	RC	Rustic Cherry Wood Cap		\$140
	CP	Chocolate Pear Wood Cap		\$140
FRAME FINISH	BI	Corian Bisque		\$295
	SR	Corian Silverite		\$395
	BM	Bronze Matte		-
	SVR	Silver		-
OPTIONS	MG	Metallic Gunmetal		\$50
	MB	Moisture Barrier (Seat only)		\$180
	CL	CAL TB133		\$315
FREIGHT OPTIONS	KD	Knocked Down		-
	BW	Blanket Wrapped - Fully Assembled (25 seat minimum)		\$150
FREIGHT REQUIREMENTS	AS	Allseating Standard		-
	FQ	Special Freight Instructions (Call for Quote)		VAR
	GD	Guaranteed Delivery Date and Time (Call for Quote)		VAR

NOTES

- Ships knocked down.
- Warranted for users up to 250 lbs/seat.
- *For fully upholstered models, combine seat and back graded price for base list
- This product meets the requirements set forth in ANSI/BIFMA HCF8.1.

TO ORDER SIMPLY FILL IN THE BLANKS

F2	-	0	-	20	-		-		-		-		-		-		-		
SERIES		BACK STYLE		LEG		ARM		ARM CAP FINISH		FRAME FINISH		OPTIONS For additional options separate with (-) hyphen.		FREIGHT OPTION		FREIGHT REQUIREMENTS		FABRIC CODE - SEAT & CLOSED ARM Please refer to allseating.com for fabric codes.	FABRIC CODE - BACK



ING
ALORA
PILLOWS
ASTUTE
ATTUNE
AVES
CHIROFORM
DART
DOVE
EIGHTY-TWO
ENTAIL
EQUATION
EXCHANGE
FOSTER
INERTIA
INMATE
JIF
L1
LEVO
MANTRA
PRATA
PRESTO
RAINBOW
REQUISITE
RSS
RUHE
THERAPOD
TUCK
WATSON
YOU
ZIP

FOSTER® LOUNGE TRIPLE

DESIGN | ALLSEATING
OPEN MARKET



BASE PRICE | \$4,955
F2030-OA

Influenced by residential and hospitality design, Foster lounge furniture offers a deeper, wider seat and superior comfort. A stylish three-seater maximizes space.

Suggested Applications:
Waiting Rooms, Patient Rooms, Resident Rooms.

MODEL CODE	Grade 1	Grade 2/ COM	Grade 3	Grade 4/ COL	Grade 5	Grade 6	Grade 7	Grade 8	Leather 1	Leather 2	Leather 3
F2030 BACK	\$2,577	\$2,668	\$2,727	\$2,805	\$2,873	\$2,993	\$3,130	\$3,282	\$3,615	\$3,763	\$4,209
F2030 SEAT	\$2,378	\$2,462	\$2,516	\$2,588	\$2,651	\$2,762	\$2,888	\$3,029	\$3,337	\$3,473	\$3,884
CA	\$255	\$304	\$336	\$378	\$414	\$479	\$553	\$635	\$814	\$894	\$1,134

FEATURES

- Clean Out Areas
- 16 Gauge Tubular Steel Frame
- Steel Seat Frame
- Multi Layered High Density Seat Foam
- Latex, lead and mercury free
- Wallsaver Frame Design
- Black non-marring polyethylene glides
- Arm caps designed for easy ingress and egress

DIMENSIONS

- OVERALL: 33"H | 75"W | 30.25"D
- Seat: 17.5"H | 23"W (Per Seat) | 20"D
- Back: 15.5"H | 24"W (Per Seat)
- Arm: 26.25"H
- COM Seat: 3.25 yards
- COM Back: 3.5 yards
- COM Closed Arm: 1.75 yards

PRODUCT WEIGHT

- 135 lbs. | 146 lbs. with Closed Arms.

*FOR FULLY UPHOLSTERED MODELS COMBINE SEAT AND BACK GRADED PRICE FOR BASE LIST

SERIES	F2	Lounge	QS	\$
BACK STYLE	0	Midback		VAR
LEG	30	Triple		-
ARM	OA	Open Arm		-
	NA	No Arm		-
	CA	Closed Arm		VAR
	TP	Taupe Polyurethane		\$80
ARM CAP FINISH	GR	Grey Polyurethane		\$80
	BK	Black Polyurethane		\$80
	HRM	Hard Rock Maple Wood Cap		\$140
	RC	Rustic Cherry Wood Cap		\$140
	CP	Chocolate Pear Wood Cap		\$140
FRAME FINISH	BI	Corian Bisque		\$295
	SR	Corian Silverite		\$395
	BM	Bronze Matte		-
	SVR	Silver		-
OPTIONS	MG	Metallic Gunmetal		\$50
	MB	Moisture Barrier (Seat only)		\$270
	CL	CAL TB133		\$420
FREIGHT OPTIONS	KD	Knocked Down		-
	BW	Blanket Wrapped - Fully Assembled (25 seat minimum)		\$225
FREIGHT REQUIREMENTS	AS	Allseating Standard		-
	FQ	Special Freight Instructions (Call for Quote)		VAR
	GD	Guaranteed Delivery Date and Time (Call for Quote)		VAR

NOTES

- Ships knocked down.
- Warranted for users up to 250 lbs/seat.
- *For fully upholstered models, combine seat and back graded price for base list
- This product meets the requirements set forth in ANSI/BIFMA HCF8.1.

TO ORDER SIMPLY FILL IN THE BLANKS

F2	0	30								
SERIES	BACK STYLE	LEG	ARM	ARM CAP FINISH	FRAME FINISH	OPTIONS <small>For additional options separate with (-) hyphen.</small>	FREIGHT OPTION	FREIGHT REQUIREMENTS	FABRIC CODE - SEAT & CLOSED ARM <small>Please refer to allseating.com for fabric codes.</small>	FABRIC CODE - BACK



ING
ALORA
PILLOWS
ASTUTE
ATTUNE
AVES
CHORUSH
DART
DOVE
EIGHTY-TWO
ENTAIL
EQUATION
EXCHANGE
FOSTER
INERTIA
INMATE
JIF
L1
LEVO
MANTRA
PRATA
PRESTO
RAINBOW
REQUISITE
RSS
RUHE
THERAPOD
TUCK
WATSON
YOU
ZIP

FOSTER® BENCH SINGLE

DESIGN | ALLSEATING
GSA SIN | 33721



BASE PRICE | \$1,112
F3X40

Waiting may never be easy, but it never has to be hard. The same webbed suspension seat and supportive seat cushions make Foster benches a comfortable spot to wait.

Suggested Applications:
Lobbies, Waiting Rooms, Patient Rooms, Resident Rooms.

Code	Grade 1	Grade 2/ COM	Grade 3	Grade 4/ COL	Grade 5	Grade 6	Grade 7	Grade 8	Leather 1	Leather 2	Leather 3
F3X40	\$1,112	\$1,161	\$1,193	\$1,235	\$1,271	\$1,336	\$1,410	\$1,492	\$1,671	\$1,751	\$1,991

FEATURES

- 16 Gauge Tubular Steel Frame
- Multi Layered High Density Seat Foam
- Latex, lead and mercury free
- Black non-marring polyethylene glides

DIMENSIONS

- OVERALL: 18"H | 24"W | 24"D
- Seat: 18"H | 24"W | 24"D
- COM Seat: 1.75 yards

PRODUCT WEIGHT

- 27 lbs.

SERIES	F3	Bench	QS	\$
BACK STYLE	X	No Back		-
LEG	40	Single		-
FRAME FINISH	BM	Bronze Matte		-
	SVR	Silver		-
	MG	Metallic Gunmetal		\$50
OPTIONS	MB	Moisture Barrier		\$90
	CL	CAL TB133		\$110
FREIGHT OPTIONS	FA	Fully Assembled [25 seat minimum]		-
	BW	Blanket Wrapped - Fully Assembled (25 seat minimum)		\$75
FREIGHT REQUIREMENTS	AS	Allseating Standard		-
	FQ	Special Freight Instructions (Call for Quote)		VAR
	GD	Guaranteed Delivery Date and Time (Call for Quote)		VAR

NOTES

- Ships fully assembled.
- Warranted for users up to 350 lbs
- This product meets the requirements set forth in ANSI/BIFMA HCF8.1.
- Covers are not replaceable

TO ORDER SIMPLY FILL IN THE BLANKS

F3	-	X	-	40	-		-		-		-	
SERIES		BACK STYLE		LEG		FRAME FINISH		OPTIONS For additional options separate with (-) hyphen.		FREIGHT OPTION		FREIGHT REQUIREMENTS
												FABRIC CODE Please refer to allseating.com for fabric codes.

FOSTER® BENCH DOUBLE

DESIGN | ALLSEATING
GSA SIN | 33721



BASE PRICE | \$1,882
F3X41

Waiting may never be easy, but it never has to be hard. The same webbed suspension seat and supportive seat cushions make Foster benches a comfortable spot to wait.

Suggested Applications:
Lobbies, Waiting Rooms, Patient Rooms, Resident Rooms.

Code	Grade 1	Grade 2/ COM	Grade 3	Grade 4/ COL	Grade 5	Grade 6	Grade 7	Grade 8	Leather 1	Leather 2	Leather 3
F3X41	\$1,882	\$1,973	\$2,032	\$2,110	\$2,178	\$2,298	\$2,435	\$2,587	\$2,920	\$3,068	\$3,514

FEATURES

- 16 Gauge Tubular Steel Frame
- Multi Layered High Density Seat Foam
- Latex, lead and mercury free
- Black non-marring polyethylene glides

DIMENSIONS

- OVERALL: 18.5"H | 59"W | 24"D
- Seat: 18"H | 59"W | 24"D
- COM Seat: 3.25 yards

PRODUCT WEIGHT

- 48 lbs.

SERIES	F3	Bench	QS	\$
BACK STYLE	X	No Back		-
LEG	41	Double		-
FRAME FINISH	BM	Bronze Matte		-
	SVR	Silver		-
	MG	Metallic Gunmetal		\$50
OPTIONS	MB	Moisture Barrier		\$180
	CL	CAL TB133		\$220
FREIGHT OPTIONS	FA	Fully Assembled [25 seat minimum]		-
	BW	Blanket Wrapped - Fully Assembled (25 seat minimum)		\$150
FREIGHT REQUIREMENTS	AS	Allseating Standard		-
	FQ	Special Freight Instructions (Call for Quote)		VAR
	GD	Guaranteed Delivery Date and Time (Call for Quote)		VAR

NOTES

- Ships fully assembled.
- Warranted for users up to 350 lbs/seat.
- This product meets the requirements set forth in ANSI/BIFMA HCF8.1.
- Covers are not replaceable

TO ORDER SIMPLY FILL IN THE BLANKS

F3	-	X	-	41	-		-		-		-		-	
SERIES		BACK STYLE		LEG		FRAME FINISH		OPTIONS For additional options separate with (-) hyphen.		FREIGHT OPTION		FREIGHT REQUIREMENTS		FABRIC CODE Please refer to allseating.com for fabric codes.

FOSTER® BENCH DOUBLE WITH TABLE

DESIGN | ALLSEATING
GSA SIN | 33721



BASE PRICE | \$2,610
F3X42

Comfortable Foster benches combined with a convenient wood table for personal items.
Suggested Applications:
Lobbies, Waiting Rooms, Patient Rooms, Resident Rooms.

Code	Grade 1	Grade 2/COM	Grade 3	Grade 4/COL	Grade 5	Grade 6	Grade 7	Grade 8	Leather 1	Leather 2	Leather 3
F3X42	\$2,610	\$2,673	\$2,714	\$2,768	\$2,815	\$2,898	\$2,993	\$3,098	\$3,329	\$3,431	\$3,740

FEATURES

- 16 Gauge Tubular Steel Frame
- Multi Layered High Density Seat Foam
- Latex, lead and mercury free
- Black non-marring polyethylene glides
- Table is laminate finish

DIMENSIONS

- OVERALL: 18.5"H | 59"W | 24"D
- Seat: 18"H | 24"W | 21"D (X2)
- Table: 21"W | 11"D
- COM Seat: 2.25 yards

PRODUCT WEIGHT

- 64 lbs.

SERIES	F3	Bench	QS	\$
BACK STYLE	X	No Back		-
LEG	42	Double With Table		-
FRAME FINISH	BM	Bronze Matte		-
	SVR	Silver		-
	MG	Metallic Gunmetal		\$50
TABLE FINISH	DW	Designer White		-
	HRM	Hard Rock Maple		-
	RC	Rustic Cherry		-
	CP	Chocolate Pear		-
OPTIONS	MB	Moisture Barrier		\$180
	CL	CAL TB133		\$185
FREIGHT OPTIONS	FA	Fully Assembled [25 seat minimum]		-
	BW	Blanket Wrapped - Fully Assembled (25 seat minimum)		\$105
FREIGHT REQUIREMENTS	AS	Allseating Standard		-
	FQ	Special Freight Instructions (Call for Quote)		VAR
	GD	Guaranteed Delivery Date and Time (Call for Quote)		VAR

NOTES

- Ships fully assembled.
- Warranted for users up to 350 lbs/seat.
- This product meets the requirements set forth in ANSI/BIFMA HCF8.1.
- Covers are not replaceable

TO ORDER SIMPLY FILL IN THE BLANKS

F3	X	42						
SERIES	BACK STYLE	LEG	FRAME FINISH	TABLE FINISH	OPTIONS For additional options separate with (-) hyphen.	FREIGHT OPTION	FREIGHT REQUIREMENTS	FABRIC CODE Please refer to allseating.com for fabric codes.

ING
ALORA
PILLOWS
ASTUTE
ATTUNE
AVES
CHIROFORM
DART
DOVE
EIGHTY-TWO
ENTAIL
EQUATION
EXCHANGE
FOSTER
INERTIA
INMATE
JIF
L1
LENO
MANTRA
PRATA
PRESTO
RAINBOW
REQUISITE
RSS
RUHE
THERAPOD
TUCK
WATSON
YOU
ZIP

FOSTER® BENCH LIGHT

DESIGN | ALLSEATING
GSA SIN | 33721



BASE PRICE | \$1,279
F3X43

Waiting may never be easy, but it never has to be hard. The lite bench makes for a comfortable spot to wait and shares the same aesthetic with the free standing tables.

Suggested Applications:
Lobbies, Waiting Rooms, Patient Rooms, Resident Rooms.

Code	Grade 1	Grade 2/ COM	Grade 3	Grade 4/ COL	Grade 5	Grade 6	Grade 7	Grade 8	Leather 1	Leather 2	Leather 3
F3X43	\$1,279	\$1,307	\$1,325	\$1,349	\$1,370	\$1,407	\$1,449	\$1,496	\$1,599	\$1,644	\$1,781

FEATURES

- 16 Gauge Tubular Steel Frame
- Multi Layered High Density Seat Foam
- Latex, lead and mercury free
- Black non-marring polyethylene glides

DIMENSIONS

- OVERALL: 18.5"H | 40.5"W | 22.5"D
- Seat: 18"H | 40"W | 23"D
- COM Seat: 1 yard

PRODUCT WEIGHT

- 28 lbs.

SERIES	F3	Bench	QS	\$
BACK STYLE	X	No Back		-
LEG	43	Light		-
FRAME FINISH	BM	Bronze Matte		-
	SVR	Silver		-
	MG	Metallic Gunmetal		\$50
OPTIONS	MB	Moisture Barrier		\$90
	CL	CAL TB133		\$95
FREIGHT OPTIONS	FA	Fully Assembled [25 seat minimum]		-
	BW	Blanket Wrapped - Fully Assembled (25 seat minimum)		\$75
FREIGHT REQUIREMENTS	AS	Allseating Standard		-
	FQ	Special Freight Instructions (Call for Quote)		VAR
	GD	Guaranteed Delivery Date and Time (Call for Quote)		VAR

NOTES

- Ships fully assembled.
- Warranted for users up to 350 lbs/seat.
- This product meets the requirements set forth in ANSI/BIFMA HCF8.1.
- Covers are not replaceable

TO ORDER SIMPLY FILL IN THE BLANKS

F3 -
 X -
 43 -
 -
 -
 -
 -

SERIES **BACK STYLE** **LEG** **FRAME FINISH** **OPTIONS** **FREIGHT OPTION** **FREIGHT REQUIREMENTS** **FABRIC CODE**
For additional options separate with (-) hyphen. Please refer to allseating.com for fabric codes.

FOSTER® SIDE TABLE

DESIGN | ALLSEATING
GSA SIN | 33721



BASE PRICE | \$1,173
F4X01

A sleek side table design with a seamless, thermofoil surface. Table frames complement the chair frames to create a cohesive look throughout the facility.

Suggested Applications:
Waiting Areas, Dining Room, Patient Rooms, Resident.

Code	List Price
F4X01	\$1,173

FEATURES

- 16 Gauge Tubular Steel Frame
- Seamless Thermofoil Surface
- Black nylon round glides

DIMENSIONS

- OVERALL: 16"H | 22"W | 22"D

PRODUCT WEIGHT

- 23 lbs.

SERIES	F4	Table	QS	\$
BACK STYLE	X	No Back		-
LEG	01	Side		-
FRAME FINISH	BM	Bronze Matte		-
	SVR	Silver		-
	MG	Metallic Gunmetal		\$50
TABLE FINISH	DW	Designer White		-
	HRM	Hard Rock Maple		-
	CP	Chocolate Pear		-
FREIGHT OPTIONS	KD	Knocked Down		-
	BW	Blanket Wrapped - Fully Assembled (25 unit minimum)		\$75
FREIGHT REQUIREMENTS	AS	Allseating Standard		-
	FQ	Special Freight Instructions (Call for Quote)		VAR
	GD	Guaranteed Delivery Date and Time (Call for Quote)		VAR

NOTES

- Ships knocked down.
- Warranted up to 500 lbs.

TO ORDER SIMPLY FILL IN THE BLANKS

F4	-	X	-	01	-		-		-		-	
SERIES		BACK STYLE		LEG		FRAME FINISH		TABLE FINISH		OPTIONS For additional options separate with (-) hyphen.		FREIGHT OPTION
												FREIGHT REQUIREMENTS

FOSTER® COFFEE TABLE

DESIGN | ALLSEATING
GSA SIN | 33721



BASE PRICE | \$1,435
F4X02

A sleek coffee table design with a seamless, thermofoil surface. Table frames complement the chair frames to create a cohesive look throughout the facility.

Suggested Applications:
Waiting Areas, Dining Room, Patient Rooms, Resident Rooms.

Code	List Price
F4X02	\$1,435

FEATURES

- 16 Gauge Tubular Steel Frame
- Seamless Thermofoil Surface
- Black nylon round glides

DIMENSIONS

- OVERALL: 16"H | 40"W | 22"D

PRODUCT WEIGHT

- 35 lbs.

SERIES	F4	Table	QS	\$
BACK STYLE	X	No Back		-
LEG	02	Coffee		-
FRAME FINISH	BM	Bronze Matte		-
	SVR	Silver		-
	MG	Metallic Gunmetal		\$50
TABLE FINISH	DW	Designer White		-
	HRM	Hard Rock Maple		-
	CP	Chocolate Pear		-
FREIGHT OPTIONS	KD	Knocked Down		-
	BW	Blanket Wrapped - Fully Assembled (25 unit minimum)		\$75
FREIGHT REQUIREMENTS	AS	Allseating Standard		-
	FQ	Special Freight Instructions (Call for Quote)		VAR
	GD	Guaranteed Delivery Date and Time (Call for Quote)		VAR

NOTES

- Ships knocked down.
- Warranted up to 500 lbs.

TO ORDER SIMPLY FILL IN THE BLANKS

F4 -
 X -
 02 -
 -
 -
 -
 -

SERIES **BACK STYLE** **LEG** **FRAME FINISH** **TABLE FINISH** **OPTIONS** **FREIGHT OPTION** **FREIGHT REQUIREMENTS**

For additional options separate with (-) hyphen.

FOSTER® END TABLES

DESIGN | ALLSEATING
GSA SIN | 33721



BASE PRICE | \$825
F4X03

A sleek end table design with a seamless, thermafoil surface. Table frames complement the chair frames to create a cohesive look throughout the facility.

Suggested Applications:
Waiting Areas, Dining Room, Patient Rooms, Resident Rooms.

Code	List Price	Code	List Price
F4X03	\$825	F4X04	\$825

FEATURES

- 16 Gauge Tubular Steel Frame
- Seamless Thermofoil Surface
- Black non-marring polyethylene glides

DIMENSIONS

- OVERALL: 16"H | 21"W | 23"D

PRODUCT WEIGHT

- 20 lbs.

SERIES	F4	Table	QS	\$
BACK STYLE	X	No Back		-
LEG	03	End (Left)		-
	04	End (Right)		-
FRAME FINISH	BM	Bronze Matte		-
	SVR	Silver		-
	MG	Metallic Gunmetal		\$50
TABLE FINISH	DW	Designer White		-
	HRM	Hard Rock Maple		-
	CP	Chocolate Pear		-
FREIGHT OPTIONS	KD	Knocked Down		-
FREIGHT REQUIREMENTS	AS	Allseating Standard		-
	FQ	Special Freight Instructions (Call for Quote)		VAR
	GD	Guaranteed Delivery Date and Time (Call for Quote)		VAR

NOTES

- Ships knocked down.
- Warranted up to 350 lbs.
- This product meets the requirements set forth in ANSI/BIFMA HCF8.1.
- Add-On tables can connect to any of the guest chairs - standard, wide, bariatric widths as well as multiples.
- They can even connect to patient chairs if necessary with the exception of the sled, rocker and hip chair.
- Lounge units and benches are built on a different platform and cannot be configured with Add-Ons.

TO ORDER SIMPLY FILL IN THE BLANKS

F4 -
 X -
 -
 -
 -
 -
 KD -

SERIES **BACK STYLE** **LEG** **FRAME FINISH** **TABLE FINISH** **OPTIONS** **FREIGHT OPTION** **FREIGHT REQUIREMENTS**

For additional options separate with (-) hyphen.

FOSTER® IN-LINE TABLE

DESIGN | ALLSEATING
GSA SIN | 33721



BASE PRICE | \$738

F4X05

A sleek design with a seamless, thermofoil surface. Table frames complement the chair frames to create a cohesive look throughout the facility.

Suggested Applications:
Waiting Areas, Dining Room, Patient Rooms, Resident Rooms.

Code	List Price
F4X05	\$738

FEATURES

- 16 Gauge Tubular Steel Frame
- Seamless Thermofoil Surface

DIMENSIONS

- OVERALL: 16"H | 21"W | 23"D

PRODUCT WEIGHT

- 17 lbs.

SERIES	F4	Table	QS	\$
BACK STYLE	X	No Back		-
LEG	05	In-Line		-
FRAME FINISH	BM	Bronze Matte		-
	SVR	Silver		-
	MG	Metallic Gunmetal		\$50
TABLE FINISH	DW	Designer White		-
	HRM	Hard Rock Maple		-
	CP	Chocolate Pear		-
FREIGHT OPTIONS	KD	Knocked Down		-
FREIGHT REQUIREMENTS	AS	Allseating Standard		-
	FQ	Special Freight Instructions (Call for Quote)		VAR
	GD	Guaranteed Delivery Date and Time (Call for Quote)		VAR

NOTES

- Ships knocked down.
- Warranted up to 350 lbs.
- This product meets the requirements set forth in ANSI/BIFMA HCF8.1.
- Add-On tables can connect to any of the guest chairs - standard, wide, bariatric widths as well as multiples.
- They can even connect to patient chairs if necessary with the exception of the sled, rocker and hip chair.
- Lounge units and benches are built on a different platform and cannot be configured with Add-Ons.

TO ORDER SIMPLY FILL IN THE BLANKS

F4	-	X	-	05	-		-		-		-	KD	-	
SERIES		BACK STYLE		LEG		FRAME FINISH		TABLE FINISH		OPTIONS		FREIGHT OPTION		FREIGHT REQUIREMENTS
										For additional options separate with (-) hyphen.				

ING
ALORA
PILLOWS
ASTUTE
ATTUNE
AVES
CHIROFORM
DART
DOVE
EIGHTY-TWO
ENTAIL
EQUATION
EXCHANGE
FOSTER
INERTIA
INMATE
JIF
L1
LENO
MANTRA
PRATA
PRESTO
RAINBOW
REQUISITE
RSS
RUHE
THERAPOD
TUCK
WATSON
YOU
ZIP

FOSTER® 90 DEGREE TABLE

DESIGN | ALLSEATING
GSA SIN | 33721



BASE PRICE | \$1,065
F4X06

A sleek design with a seamless, thermafoil surface. Table frames complement the chair frames to create a cohesive look throughout the facility.

Suggested Applications:
Waiting Areas, Dining Room, Patient Rooms, Resident Rooms.

Code	List Price
F4X06	\$1,065

FEATURES

- 16 Gauge Tubular Steel Frame
- Seamless Thermafoil Surface

DIMENSIONS

- OVERALL: 16"H | 26"W | 26"D

PRODUCT WEIGHT

- 24 lbs.

SERIES	F4	Table	QS	\$
BACK STYLE	X	No Back		-
LEG	06	Corner Table		-
FRAME FINISH	BM	Bronze Matte		-
	SVR	Silver		-
	MG	Metallic Gunmetal		\$50
TABLE FINISH	DW	Designer White		-
	HRM	Hard Rock Maple		-
	CP	Chocolate Pear		-
FREIGHT OPTIONS	KD	Knocked Down		-
FREIGHT REQUIREMENTS	AS	Allseating Standard		-
	FQ	Special Freight Instructions (Call for Quote)		VAR
	GD	Guaranteed Delivery Date and Time (Call for Quote)		VAR

NOTES

- Ships knocked down.
- Warranted up to 350 lbs.
- This product meets the requirements set forth in ANSI/BIFMA HCF8.1.
- Add-On tables can connect to any of the guest chairs - standard, wide, bariatric widths as well as multiples.
- They can even connect to patient chairs if necessary with the exception of the sled, rocker and hip chair.
- Lounge units and benches are built on a different platform and cannot be configured with Add-Ons.

TO ORDER SIMPLY FILL IN THE BLANKS

F4	X	06				KD	
SERIES	BACK STYLE	LEG	FRAME FINISH	TABLE FINISH	OPTIONS For additional options separate with (-) hyphen.	FREIGHT OPTION	FREIGHT REQUIREMENTS

FOSTER® 45 DEGREE TABLE

DESIGN | ALLSEATING
GSA SIN | 33721



BASE PRICE | \$868
F4X07

A sleek design with a seamless, thermofoil surface. Table frames complement the chair frames to create a cohesive look throughout the facility.

Suggested Applications:
Waiting Areas, Dining Room, Patient Rooms, Resident Rooms.

Code	List Price
F4X07	\$868

FEATURES

- 16 Gauge Tubular Steel Frame
- Seamless Thermofoil Surface

DIMENSIONS

- OVERALL: 16"H | 21"W | 23"D

PRODUCT WEIGHT

- 24 lbs.

SERIES	F4	Table	QS	\$
BACK STYLE	X	No Back		-
LEG	07	Corner 45 Degrees		-
FRAME FINISH	BM	Bronze Matte		-
	SVR	Silver		-
	MG	Metallic Gunmetal		\$50
TABLE FINISH	DW	Designer White		-
	HRM	Hard Rock Maple		-
	CP	Chocolate Pear		-
FREIGHT OPTIONS	KD	Knocked Down		-
FREIGHT REQUIREMENTS	AS	Allseating Standard		-
	FQ	Special Freight Instructions (Call for Quote)		VAR
	GD	Guaranteed Delivery Date and Time (Call for Quote)		VAR

NOTES

- Ships knocked down.
- Warranted up to 350 lbs.
- This product meets the requirements set forth in ANSI/BIFMA HCF8.1.
- Add-On tables can connect to any of the guest chairs - standard, wide, bariatric widths as well as multiples.
- They can even connect to patient chairs if necessary with the exception of the sled, rocker and hip chair.
- Lounge units and benches are built on a different platform and cannot be configured with Add-Ons.

TO ORDER SIMPLY FILL IN THE BLANKS

F4	-	X	-	07	-		-		-		-	KD	-	
SERIES		BACK STYLE		LEG		FRAME FINISH		TABLE FINISH		OPTIONS		FREIGHT OPTION		FREIGHT REQUIREMENTS
<p>For additional options separate with (-) hyphen.</p>														

FOSTER® 120 DEGREE TABLE

DESIGN | ALLSEATING
GSA SIN | 33721



BASE PRICE | \$930
F4X08

A sleek design with a seamless, thermofoil surface. Table frames complement the chair frames to create a cohesive look throughout the facility.

Suggested Applications:
Waiting Areas, Dining Room, Patient Rooms, Resident Rooms.

Code	List Price
F4X08	\$930

FEATURES

- 16 Gauge Tubular Steel Frame
- Seamless Thermofoil Surface

DIMENSIONS

- OVERALL: 16"H | 25.5"W | 25"D

SERIES	F4	Table	QS	\$
BACK STYLE	X	No Back		-
LEG	08	120 Degrees		-
FRAME FINISH	BM	Bronze Matte		-
	SVR	Silver		-
	MG	Metallic Gunmetal		\$50
TABLE FINISH	DW	Designer White		-
	HRM	Hard Rock Maple		-
	CP	Chocolate Pear		-
FREIGHT OPTIONS	KD	Knocked Down		-
FREIGHT REQUIREMENTS	AS	Allseating Standard		
	FQ	Special Freight Instructions (Call for Quote)		
	GD	Guaranteed Delivery Date and Time (Call for Quote)		VAR

NOTES

- Ships knocked down.
- Warranted up to 350 lbs.
- This product meets the requirements set forth in ANSI/BIFMA HCF8.1.
- Add-On tables can connect to any of the guest chairs - standard, wide, bariatric widths as well as multiples.
- They can even connect to patient chairs if necessary with the exception of the sled, rocker and hip chair.
- Lounge units and benches are built on a different platform and cannot be configured with Add-Ons.

TO ORDER SIMPLY FILL IN THE BLANKS

F4	-	X	-	08	-		-		-		-	KD	-	
SERIES		BACK STYLE		LEG		FRAME FINISH		TABLE FINISH		OPTIONS For additional options separate with (-) hyphen.		FREIGHT OPTION		FREIGHT REQUIREMENTS

FOSTER® SLEEP CHAIR

DESIGN | ALLSEATING
GSA SIN | 33721



BASE PRICE | \$4,543 F6010-CA

Crisp, modern elegance is suspended above a metal base. Housekeeping and infection control will appreciate the hassle-free maintenance and clean design.

Suggested Applications:
Patient Rooms, Resident Rooms.

MODEL CODE	Grade 1	Grade 2/ COM	Grade 3	Grade 4/ COL	Grade 5	Grade 6	Grade 7	Grade 8	Leather 1	Leather 2	Leather 3
F6010 UPPER	\$2,921	\$3,047	\$3,128	\$3,236	\$3,331	\$3,497	\$3,686	\$3,898	\$4,359	\$4,564	\$5,180
F6010 LOWER	\$1,622	\$1,692	\$1,737	\$1,797	\$1,850	\$1,942	\$2,047	\$2,165	\$2,421	\$2,535	\$2,877

FEATURES

- Sit, lounge and sleep positions
- Easy pullout and close operation
- Wallsaver design
- Replaceable cover option – seat, back and ottoman
- Dual tone upholstery offering base for easy wipe down
- Wood or poly armrests

DIMENSIONS

SLEEP MIDBACK STANDARD

- Overall: 33.5"H | 32"W | 35"D
- Seat: 18"H | 25"W | 18.5"D
- Back: 17"H | 26"W
- Arm: 26.5"H from Floor
- Sleep: 76"L
- COM Full Chair: 7.5 yards
- Upper Upholstery: 5.25 yards
- Lower Upholstery: 3 yards

PRODUCT WEIGHT

- 26" Standard | 145 lbs.

SERIES	F6	Sleep	QS	VAR
STYLE	O	Midback Standard		VAR
CONTROL	10	Single		-
ARM	CA	Closed Arm		-
ARM CAP FINISH	NC	No Cap		-
	TP	Taupe Polyurethene		\$80
	GR	Grey Polyurethene		\$80
	BK	Black Polyurethene		\$80
	HRM	Hard Rock Maple Wood Cap		\$140
	RC	Rustic Cherry Wood Cap		\$140
	CP	Chocolate Pear Wood Cap		\$140
	BI	Corian Bisque		\$195
	SR	Corian Silverite		\$295
OPTIONS	MB	Moisture Barrier (Seat & Ottoman only)		\$158
	RE	Removable Covers Option (Seat & Back)		\$158
FREIGHT OPTIONS	KD	Knocked Down		-
	BW	Blanket Wrapped - Fully Assembled (25 seat minimum)		\$75
FREIGHT REQUIREMENTS	AS	Allseating Standard		-
	FQ	Special Freight Instructions (Call for Quote)		VAR
	GD	Guaranteed Delivery Date and Time (Call for Quote)		VAR

NOTES

- Warranted for users up to 400 lbs
- *For fully upholstered models, combine seat and back graded price for base list
- This product meets the requirements set forth in ANSI/BIFMA X5.4-2011 and GSA FNAE-80-214A
- Shipped knocked down

TO ORDER SIMPLY FILL IN THE BLANKS

F6	-		-	10	-	CA	-		-		-		-		
SERIES		BACK STYLE		CONTROL		ARM		OPTIONS For additional options separate with (-) hyphen.		FREIGHT OPTION		FREIGHT REQUIREMENTS		FABRIC CODE - SEAT Please refer to allseating.com for fabric codes.	FABRIC CODE - BACK & CLOSED ARM

ING
ALORA
PILLOWS
ASTUTE
ATTUNE
AVES
CHROMIUM
DART
DOVE
EIGHTY-TWO
ENTAIL
EQUATION
EXCHANGE
FOSTER
INERTIA
INMATE
JIF
L1
LEVO
MANTRA
PRATA
PRESTO
RAINBOW
REQUISITE
RSS
RUHE
THERAPOD
TUCK
WATSON
YOU
ZIP



FOSTER® RECLINER

DESIGN | ALLSEATING
GSA SIN | 33721

BASE PRICE | \$3,995
F5114-CA

Designed with the patient, family and caregiver in mind. It is both supportive and intuitive.
Suggested Applications:
Ambulatory and Cancer Care.

MODEL CODE	Grade 1	Grade 2/ COM	Grade 3	Grade 4/ COL	Grade 5	Grade 6	Grade 7	Grade 8	Leather 1	Leather 2	Leather 3
F5114 UPPER	\$2,277	\$2,389	\$2,461	\$2,557	\$2,641	\$2,789	\$2,957	\$3,145	\$3,555	\$3,737	\$4,285
F5114 LOWER	\$1,718	\$1,802	\$1,856	\$1,928	\$1,991	\$2,102	\$2,228	\$2,369	\$2,677	\$2,813	\$3,224
HR	\$75	\$89	\$98	\$110	\$121	\$139	\$160	\$184	\$235	\$258	\$326

FEATURES

- Footrest release is flush
- Weight activated or can be opened by the caregiver with a user in the chair
- Wall-hugging mechanism requiring less clearance away from the wall
- Front locking Dual Surface Casters
- Optional headrest
- Two tone upholstery offering base for easy wipe down
- Wood or poly armrests

DIMENSIONS

RECLINER HIGHBACK STANDARD

- Overall: 43"H | 30.5"W | 33"D
- Seat: 18.75"H | 24"W | 21"D
- Back: 27.5"H | 24"W
- Arm: 26.5"H
- Open/Reclined: 69"L
- COM Full Chair: 6.5 yards
- COM Upper: 3.75 yards
- COM Lower: 2.75 yards

PRODUCT WEIGHT

- 24" Recliner | 132 lbs.

SERIES	F5	Recliner	QS	\$
STYLE	1	Highback Standard		VAR
CONTROL	14	3 Position		-
ARM	CA	Closed Arm		-
ARM CAP FINISH	NC	No Cap		-
	TP	Taupe Polyurethane		\$80
	GR	Grey Polyurethane		\$80
	BK	Black Polyurethane		\$80
	HRM	Hard Rock Maple Wood Cap		\$140
	RC	Rustic Cherry Wood Cap		\$140
	CP	Chocolate Pear Wood Cap		\$140
OPTIONS	BI	Corian Bisque		\$195
	SR	Corian Silverite		\$295
	HR	Head Rest Cushion (will match Upper Upholstery)		VAR
	MB	Moisture Barrier (Seat only)		\$90
FREIGHT OPTIONS	RE	Removable Covers Option (Seat & Back)		\$158
	KD	Knocked Down		-
	BW	Blanket Wrapped - Fully Assembled (25 seat minimum)		\$75
FREIGHT REQUIREMENTS	AS	Allseating Standard		-
	FQ	Special Freight Instructions (Call for Quote)		VAR
	GD	Guaranteed Delivery Date and Time (Call for Quote)		VAR

NOTES

- Warranted for users up to 400 lbs
- *For fully upholstered models, combine seat and back graded price for base list
- This product meets the requirements set forth in ANSI/BIFMA X5.4-2011 and GSA FNAE-80-214A
- Shipped knocked down

TO ORDER SIMPLY FILL IN THE BLANKS

F5 -
 -
 14 -
 CA -
 -
 -
 -
 -

SERIES **BACK STYLE** **CONTROL** **ARM** **OPTIONS** **FREIGHT OPTION** **FREIGHT REQUIREMENTS** **FABRIC CODE - SEAT** **FABRIC CODE - BACK & CLOSED ARM**

For additional options separate with (-) hyphen. Please refer to allseating.com for fabric codes.

ING
ALORA
PILLOWS
ASTUTE
ATTUNE
AVES
CHIROFORM
DART
DOVE
EIGHTY-TWO
ENTAIL
EQUATION
EXCHANGE
FOSTER
INERTIA
INWATE
JIF
L1
LEVO
MANTRA
PRATA
PRESTO
RAINBOW
REQUISITE
RES
RUHE
THERAPOD
TUCK
WATSON
YOU
ZIP



FOSTER® PATIENT RECLINER

DESIGN | ALLSEATING
GSA SIN | 33721

BASE PRICE | \$6,962
F7115-GR

Designed with the patient, family and caregiver in mind. It is both supportive and intuitive.
Suggested Applications:
Ambulatory and Cancer Care.

FEATURES

- Dual pivoting arms for side access
- Infinite recline with dual controls (on each arm)
- 4" casters, standard front locking and optional central steer & brake system
- 180o wipe out
- Passive lumbar
- Removeable seat and covers (seat + back)
- Optional push bar (standard) wrapped in Grey polyurthane, extends 5.25" from back of chair
- Optional pull out foot tray extends 8.25" from back of chair
- Optional reverse incline includes extended push bar for stability (extends 13.5" from back of chair)
- Optional central steer and brake
- Optional Headrest includes Standard Push Bar
- Optional right or left handed tablet arm | footrest lever to be on opposite side
- Optional right handed or left handed IV pole
- Optional foley hook can be specified either right, left, or both

DIMENSIONS

- Overall: 49"H | 30"W | 32"D
- Seat: 20"H | 24"W | 25"D
- Back: 49"H from Floor | 29" H from Seat | 24"W
- Arm Height: 28" H from Floor
- Arm Height: 8" H from Seat
- Reclined: 77" L
- COM Full: 8.25 yards
- COM Upper: [Back+Arms]: 4.25 yards
- COM Lower [Seat, Side Panels + Footrest]: 4 yards
- COM Headrest: 0.75 yards

NOTES

- Ships knocked down.
- Warranted for users up to 500 lbs
- *For fully upholstered models, combine seat and back graded price for base list
- This product meets the requirements set forth in ANSI/BIFMA X5.4-2011.
- 10 year warranty parts and labour
- CPR not recommended to be performed on this chair

Code	Grade 1	Grade 2/ COM	Grade 3	Grade 4/ COL	Grade 5	Grade 6	Grade 7	Grade 8	Leather 1	Leather 2	Leather 3
F7115-GR	\$6,962	\$7,193	\$7,342	\$7,540	\$7,713	\$8,018	\$8,365	\$8,752	\$9,598	\$9,973	\$11,104
HR	\$310	\$331	\$345	\$363	\$378	\$406	\$438	\$473	\$550	\$584	\$687

SERIES	F7	Recliner	QS	\$
STYLE	1	Highback Standard		VAR
CONTROL	15	Infinite Recline		-
ARM CAP FINISH	GR	Grey Polyurethane		-
OPTIONS (Lever)	RL	Right Side Lever [seated position]		-
	LL	Left Side Lever [seated position]		-
OPTIONS	HR	Headrest [fabric will match back and arms]		VAR
	PS	Push Bar [Standard]		\$205
	PE	Push Bar [Extended]		\$205
	FT	Pull Out Foot Tray		\$540
	CS	Central Brake and Steer [locking pedal right side seated]		\$650
	DC	Dual Control for Central Brake Locking [adds 2nd locking pedal left side seated]		\$715
	RI	Reverse Incline [Release pedal on both sides]		\$495
	TL	Tablet Arm Left [seated footrest lever will be RL]		\$560
	TR	Tablet Arm Right [seated footrest lever will be LL]		\$560
	PL	IV Pole Left Side [seated]		\$195
	PR	IV Pole Right Side [seated]		\$195
	PD	IV Pole Dual		\$390
	CL	IV Pole Left Side [seated] complete with Foley Hook		\$220
	CR	IV Pole Right Side [seated] complete with Foley Hook		\$220
	CD	IV Pole Dual complete with Foley Hook		\$440
FREIGHT OPTIONS	FL	Foley Hook Left		\$160
	FR	Foley Hook Right		\$160
	FD	Foley Hook Dual		\$320
FREIGHT REQUIREMENTS	KD	Knocked Down		-
	BW	Blanket Wrapped - Fully Assembled (25 seat minimum)		\$75
	AS	Allseating Standard		-
	FQ	Special Freight Instructions (Call for Quote)		VAR
	GD	Guaranteed Delivery Date and Time (Call for Quote)		VAR

ARM COVERS		
Dual Pivoting Arms		INC
Removable Covers		INC

TO ORDER SIMPLY FILL IN THE BLANKS

F7	-	1	-	15	-	GR	-		-	KD	-		-		-	
SERIES		BACK STYLE		CONTROL		ARM		OPTIONS		FREIGHT OPTION		FREIGHT REQUIREMENTS		FABRIC CODE - UPPER		FABRIC CODE - LOWER
								For additional options separate with (-) hyphen.						Please refer to allseating.com for fabric codes.		Please refer to allseating.com for fabric codes.

ING
ALORA
PILLOWS
ASTUTE
ATTUNE
AVES
CHIROGIM
DART
DOVE
EIGHTY-TWO
ENTAIL
EQUATION
EXCHANGE
FOSTER
INERTIA
INMATE
JIF
L1
LENO
MANTRA
PRATA
PRESTO
RAINBOW
REQUISITE
RSS
RUHE
THERAPOD
TUCK
WATSON
YOU
ZIP



INERTIA® MESH MIDBACK

DESIGN | ALLSEATING
GSA SIN | 33721

BASE PRICE | \$555
77089-NA

Grade 1	Grade 2/ COM	Grade 3	Grade 4/COL	Grade 5	Grade 6	Grade 7	Grade 8	Leather 1	Leather 2	Leather 3
\$555	\$576	\$590	\$608	\$623	\$651	\$683	\$718	\$795	\$829	\$932

FEATURES

- 4.25" cylinder
- Black or smoke nylon base
- Mesh back
- Molded seat foam with upholstered stitch detail
- For arm features and travel specifications, see page 16
- Carpet casters
- 24|7 Warranty on Synchro Tilt [40] mechanism, options included are T2 arms and Seat Slider. For more details see page 161
- Lumbar Support: Raise or flatten the curvature of the lumbar using Inertia's Lumbar Support. Inflate the lumbar to increase support or deflate to decrease support.

DIMENSIONS

- Overall [Synchro Tilt]: 35.5"- 39.75"H | 28.5"W | 28.5"D
- Overall [Deluxe Tilt J-Bar]: 37"-41.25"H | 28.5"W | 28.5"D
- Overall [Basic Synchro Tilt]: 36"-40.5"H | 28.5"W | 28.5"D
- Seat [Synchro Tilt]: 16.75"- 21"H | 20"W | 19.5"D
- Seat [Deluxe Tilt J-Bar]: 17"-21.25"H | 20"W | 19.5"D
- Seat [Basic Synchro Tilt]: 17"-21.5"H | 20"W | 19.5"D
- Back: 19"H | 19"W
- COM: 0.75 yd.

NOTES

- Ships knocked down.
- For BW and FA freight options, minimum quantities apply
- All other features are dependant on the control specified. Please refer to Control Choice on page 8 for full description of available features.
- Tension is adjustable on OHC and OHH casters to accommodate various surfaces
- This product meets the requirements set forth in ANSI/BIFMA X5.1-2011 and is warranted for users up to 350 lbs.
- Dimensions are dependant on options selected. Product can be configured to comply with BIFMA G1-2002 guidelines.
- Smoke Finish | L2, T2 and 4D arms are the only arms available in Smoke and will match base when selected.
- If requiring a 3" seat slider, please specify with code SE rather than SS
- ***Composite base and casters will be substituted if HS or LS is selected.
- For mesh model code see page 22.

SERIES	77	Inertia Mesh Back	QS	\$
BACK STYLE	0	Midback	•	-
CONTROL	89	Basic Synchro Tilt [BT-4]	•	-
	40	Synchro Tilt [ST]	•	\$78
	80	Deluxe Tilt J-Bar [DJ]	•	\$168
ARM	NA	No Arm	•	-
	CA	Conference Arm [Not Available with Deluxe Tilt J-Bar, AWK, or AWL]	•	\$48
	L2	Dual Function Arm [Not Available with AWK or AWL]	•	\$95
	T2	Task 2 Arm	•	\$115
	4D	4 Dimensional Arm	•	\$130
	MF	Multi-functional Arm [Width Adjustment Not Included]	•	\$158
	DA	Drop Away Arm	•	\$175
	T7	Ergonomic Task Arm [Includes AWK]	•	\$295
FRAME FINISH	BKN	Black Nylon	•	-
	SKN	Smoke Nylon [Available arms L2, T2, 4D]	•	\$48
BACK MESH	M1	M1 Mesh	•	\$42
[see page 22 for mesh model code]	M2	M2 Mesh	•	\$126
	M3	M3 Mesh	•	\$126
	M4	M4 Mesh	•	\$126
	M7	M7 Mesh	•	-
	M10	M10 Mesh	•	\$42
OPTIONS	SC	Sit to Counter [Black frame and Synchro Tilt only]	•	\$138
	CF	Chrome Footring [Only Available with SC Standard Footring is Black Adjustable Width Bracket [Knob]	•	\$30
	AWK	Adjustment Width Bracket [Lever][Not Available with DA Arms]	•	\$40
	G	Glides [Black Only]	•	\$30
	LH	65mm [2.5"] Dual Surface Casters	•	\$32
	OHH	OH Dual Surface Casters [adjustable]	•	\$95
	OHC	OH Carpet Casters [adjustable]	•	\$63
	BC	Birch 65mm [2.5"] Dual Surface Casters	•	\$32
	HAB	High Profile Aluminum Base w/65mm Casters	•	\$65
	SS	Seat Slider [Standard 2.5" range] [not available with SC option]	•	\$85
	SE	Extended 3" Seat Slider [N/A with IES or SC]	•	\$85
	LU	Lumbar Support	•	\$75
	BHA	Back Height Adjustment with [BT-4] Control	•	N/A
	BHA	Back Height Adjustment with [DJ] Control	•	-
	BHA	Back Height Adjustment with [ST] Control	•	\$90
	IES	Inertia Ergonomic Small Seat [16"D 19"W]	•	-
	LS	Low Seat Height with 5" Travel***	•	\$53
	HS	High Cylinder 5.5****	•	-
	CL	CAL TB133	•	\$95
FREIGHT OPTIONS	KD	Knocked Down	•	-
	BW	Blanket Wrapped - Fully Assembled [25 unit minimum]	•	\$75
	FA	Fully Assembled in Carton [25 unit minimum]	•	\$115
FREIGHT REQUIREMENTS	AS	Allseating Standard	•	-
	FQ	Special Freight Instructions [Call for Quote]	•	VAR
	GD	Guaranteed Delivery Date and Time [Call for Quote]	•	VAR

TO ORDER SIMPLY FILL IN THE BLANKS

77 - 0 - - - - - - -

SERIES **BACK STYLE** **CONTROL** **ARM** **BACK MESH** **OPTIONS** **FREIGHT OPTION** **FREIGHT REQUIREMENTS** **FABRIC CODE**

For additional options separate with (-) hyphen. Please refer to allseating.com for fabric codes.

ING
ALORA
PILLOWS
ASTUTE
ATTUNE
AVES
CHIROFORM
DART
DOVE
EIGHTY-TWO
ENTAIL
EQUATION
EXCHANGE
FOSTER
INERTIA
INMATE
JIF
L1
LENO
MANTRA
PRATA
PRESTO
RAINBOW
REQUISITE
RES
RUHE
THERAPOD
TUCK
WATSON
YOU
ZIP



INERTIA[®] MESH HIGHBACK

DESIGN | ALLSEATING
GSA SIN | 33721

BASE PRICE | \$590

77189-NA

Grade 1	Grade 2/ COM	Grade 3	Grade 4/COL	Grade 5	Grade 6	Grade 7	Grade 8	Leather 1	Leather 2	Leather 3
\$590	\$611	\$625	\$643	\$658	\$686	\$718	\$753	\$830	\$864	\$967

FEATURES

- 4.25" cylinder
- Black or smoke nylon base
- Mesh back
- Molded seat foam with upholstered stitch detail
- For arm features and travel specifications, see page 16
- Carpet casters
- 24/7 Warranty on Synchro Tilt [40] mechanism, options included are T2 arms and Seat Slider. For more details see page 161
- Lumbar Support: Raise or flatten the curvature of the lumbar using Inertia's Lumbar Support. Inflate the lumbar to increase support or deflate to decrease support.

DIMENSIONS

- Overall [Synchro Tilt]: 38.75"- 43"H | 28.5"W | 28.5"D
- Overall [Deluxe Tilt J-Bar]: 40.75"-45"H | 28.5"W | 28.5"D
- Overall [Basic Synchro Tilt]: 39.25"-43.5"H | 28.5"W | 28.5"D
- Seat [Synchro Tilt]: 16.75"- 21"H | 20"W | 19.5"D
- Seat [Deluxe Tilt J-Bar]: 17"-21.25"H | 20"W | 19.5"D
- Seat [Basic Synchro Tilt]: 17"-21.5"H | 20"W | 19.5"D
- Back: 21"H | 19"W
- COM: 0.75 yd.

NOTES

- Ships knocked down.
- For BW and FA freight options, minimum quantities apply
- Tension is adjustable on OHC and OHH casters to accommodate various surfaces
- All other features are dependant on the control specified. Please refer to Control Choice on page 8 for full description of available features.
- This product meets the requirements set forth in ANSI/BIFMA X5.1-2011 and is warranted for users up to 350 lbs.
- Dimensions are dependant on options selected. Product can be configured to comply with BIFMA G1-2002 guidelines.
- Smoke Finish | L2, T2 and 4D arms are the only arms available in Smoke and will match base when selected.
- ***Composite base and casters will be substituted if HS or LS is selected.
- For mesh model code see page 22.

SERIES	77	Inertia Mesh Back	QS	\$
BACK STYLE	1	Highback	•	-
CONTROL	89	Basic Synchro Tilt [BT-4]	•	-
	40	Synchro Tilt [ST]	•	\$78
	80	Deluxe Tilt J-Bar [DJ]	•	\$168
ARM	NA	No Arm	•	-
	CA	Conference Arm [Not Available with Deluxe Tilt J-Bar, AWK, or AWL]	•	\$48
	L2	Dual Function Arm [Not Available with AWK or AWL]	•	\$95
	T2	Task 2 Arm	•	\$115
	4D	4 Dimensional Arm	•	\$130
	MF	Multi-functional Arm [Width Adjustment Not Included]	•	\$158
	DA	Drop Away Arm	•	\$175
	T7	Ergonomic Task Arm [Includes AWK]	•	\$295
FRAME FINISH	BKN	Black Nylon	•	-
	SKN	Smoke Nylon [Available arms L2, T2, 4D]	•	\$48
BACK MESH	M1	M1 Mesh	•	\$42
[see page 22 for mesh model code]	M2	M2 Mesh	•	\$126
	M3	M3 Mesh	•	\$126
	M4	M4 Mesh	•	\$126
	M7	M7 Mesh	•	-
	M10	M10 Mesh	•	\$42
OPTIONS	SC	Sit to Counter [Black frame and Synchro Tilt only]	•	\$138
	CF	Chrome Footring [Only Available with SC Standard Footring is Black]	•	\$20
	AWK	Adjustable Width Bracket [Knob]	•	\$30
	AWL	Adjustment Width Bracket [Lever][Not Available with DA Arms]	•	\$40
	G	Glides [Black Only]	•	\$30
	LH	65mm [2.5"] Dual Surface Casters	•	\$32
	OHH	OH Dual Surface Casters [adjustable]	•	\$95
	OHC	OH Carpet Casters [adjustable]	•	\$65
	BC	Birch 65mm [2.5"] Dual Surface Casters	•	\$32
	HAB	High Profile Aluminum Base w/65mm Casters	•	\$65
	SS	Seat Slider [Standard 2.5" range] [not available with SC option]	•	\$85
	SE	Extended 3" Seat Slider [N/A with IES or SC]	•	\$85
	LU	Lumbar Support	•	\$75
	BHA	Back Height Adjustment with [BT-4] Control	•	N/A
	BHA	Back Height Adjustment with [DJ] Control	•	-
	BHA	Back Height Adjustment with [ST] Control	•	\$90
	IES	Inertia Ergonomic Small Seat [16"D 19"W]	•	-
	LS	Low Seat Height with 5" Travel***	•	\$53
	HS	High Cylinder 5.5"***	•	-
	CL	CAL TB133	•	\$95
FREIGHT OPTIONS	KD	Knocked Down	•	-
	BW	Blanket Wrapped - Fully Assembled [25 unit minimum]	•	\$75
	FA	Fully Assembled in Carton [25 unit minimum]	•	\$115
FREIGHT REQUIREMENTS	AS	Allseating Standard	•	-
	FQ	Special Freight Instructions [Call for Quote]	•	VAR
	GD	Guaranteed Delivery Date and Time [Call for Quote]	•	VAR

TO ORDER SIMPLY FILL IN THE BLANKS

77	1							
SERIES	BACK STYLE	CONTROL	ARM	BACK MESH	OPTIONS For additional options separate with (-) hyphen.	FREIGHT OPTION	FREIGHT REQUIREMENTS	FABRIC CODE Please refer to allseating.com for fabric codes.

ING
ALORA
PILLOWS
ASTUTE
ATTUNE
AVES
CHIROFORM
DART
DOVE
EIGHTY-TWO
ENTAIL
EQUATION
EXCHANGE
FOSTER
INERTIA
INMATE
JIF
L1
LEVO
MANTRA
PRATA
PRESTO
RAINBOW
REQUISITE
RES
RUHE
THERAPOD
TUCK
WATSON
YOU
ZIP



INERTIA[®] MESH EXTRA HIGHBACK

DESIGN | ALLSEATING
OPEN MARKET

BASE PRICE | \$630
77389-NA

Grade 1	Grade 2/ COM	Grade 3	Grade 4/COL	Grade 5	Grade 6	Grade 7	Grade 8	Leather 1	Leather 2	Leather 3
\$630	\$651	\$665	\$683	\$698	\$726	\$758	\$793	\$870	\$904	\$1,007

FEATURES

- 4.25" cylinder
- Black or smoke nylon base
- Mesh back
- Molded seat foam with upholstered stitch detail
- For arm features and travel specifications, see page 16
- Carpet casters
- 24|7 Warranty on Synchro Tilt [40] mechanism, options included are T2 arms and Seat Slider. For more details see page 161
- Lumbar Support: Raise or flatten the curvature of the lumbar using Inertia's Lumbar Support. Inflate the lumbar to increase support or deflate to decrease support.

DIMENSIONS

- Overall [Synchro Tilt]: 43"- 47.8"H | 28.5"W | 28.5"D
- Overall [Deluxe Tilt J-Bar]: 45"-49.8"H | 28.5" W | 28.5"D
- Overall [Basic Synchro Tilt]: 44"-48.3"H | 28.5"W | 28.5"D
- Seat [Synchro Tilt]: 16.75"- 21"H | 20"W | 19.5"D
- Seat [Deluxe Tilt J-Bar]: 17"-21.25"H | 20"W | 19.5"D
- Seat [Basic Synchro Tilt]: 17"-21.5"H | 20"W | 19.5"D
- Back: 25.8"H | 19"W
- COM: 0.75 yd.

NOTES

- Ships knocked down.
- For BW and FA freight options, minimum quantities apply
- Tension is adjustable on OHC and OHH casters to accommodate various surfaces
- All other features are dependant on the control specified. Please refer to Control Choice on page 8 for full description of available features.
- This product meets the requirements set forth in ANSI/BIFMA X5.1-2011 and is warranted for users up to 350 lbs.
- Dimensions are dependant on options selected. Product can be configured to comply with BIFMA G1-2002 guidelines.
- Smoke Finish | L2, T2 and 4D arms are the only arms available in Smoke and will match base when selected.
- ***Composite base and casters will be substituted if HS or LS is selected.
- For mesh model code see page 22.

SERIES	77	Inertia Mesh Back	QS	\$
BACK STYLE	3	Extra Highback	•	-
CONTROL	89	Basic Synchro Tilt [BT-4]	•	-
	40	Synchro Tilt [ST]	•	\$78
	80	Deluxe Tilt J-Bar [DJ]	•	\$168
ARM	NA	No Arm	•	-
	CA	Conference Arm [Not Available with Deluxe Tilt J-Bar, AWK, or AWL]	•	\$48
	L2	Dual Function Arm [Not Available with AWK or AWL]	•	\$95
	T2	Task 2 Arm	•	\$115
	4D	4 Dimensional Arm	•	\$130
	MF	Multi-functional Arm [Width Adjustment Not Included]	•	\$158
	DA	Drop Away Arm	•	\$175
	T7	Ergonomic Task Arm [Includes AWK]	•	\$295
FRAME FINISH	BKN	Black Nylon	•	-
	SKN	Smoke Nylon [Available arms L2, T2, 4D]	•	\$48
BACK MESH	M1	M1 Mesh	•	\$42
[see page 22 for mesh model code]	M2	M2 Mesh	•	\$126
	M3	M3 Mesh	•	\$126
	M4	M4 Mesh	•	\$126
	M7	M7 Mesh	•	-
	M10	M10 Mesh	•	\$42
OPTIONS	SC	Sit to Counter [Black frame and Synchro Tilt only]	•	\$138
	CF	Chrome Footring [Only Available with SC Standard Footring is Black Adjustable Width Bracket [Knob]	•	\$30
	AWK	Adjustable Width Bracket [Lever][Not Available with DA Arms]	•	\$40
	G	Glides [Black Only]	•	\$30
	LH	65mm [2.5"] Dual Surface Casters	•	\$32
	OHH	OH Dual Surface Casters [adjustable]	•	\$95
	OHC	OH Carpet Casters [adjustable]	•	\$65
	BC	Birch 65mm [2.5"] Dual Surface Casters	•	\$32
	HAB	High Profile Aluminum Base w/65mm Casters	•	\$65
	SS	Seat Slider [Standard 2.5" range] [not available with SC option]	•	\$85
	SE	Extended 3" Seat Slider [N/A with IES or SC]	•	\$85
	LU	Lumbar Support	•	\$75
	BHA	Back Height Adjustment with [BT-4] Control	•	N/A
	BHA	Back Height Adjustment with [DJ] Control	•	-
	BHA	Back Height Adjustment with [ST] Control	•	\$90
	IES	Inertia Ergonomic Small Seat [16"D 19"W]	•	-
	LS	Low Seat Height with 5" Travel***	•	\$53
	HS	High Cylinder 5.5****	•	-
	CL	CAL TB133	•	\$95
FREIGHT OPTIONS	KD	Knocked Down	•	-
	BW	Blanket Wrapped - Fully Assembled [25 unit minimum]	•	\$75
	FA	Fully Assembled in Carton [25 unit minimum]	•	\$115
FREIGHT REQUIREMENTS	AS	Allseating Standard	•	-
	FQ	Special Freight Instructions [Call for Quote]	•	VAR
	GD	Guaranteed Delivery Date and Time [Call for Quote]	•	VAR

TO ORDER SIMPLY FILL IN THE BLANKS

77 -
 3 -
 -
 -
 -
 -
 -
 -
 -

SERIES **BACK STYLE** **CONTROL** **ARM** **BACK MESH** **OPTIONS** **FREIGHT OPTION** **FREIGHT REQUIREMENTS** **FABRIC CODE**
 For additional options separate with (-) hyphen. Please refer to allseating.com for fabric codes.



ING
ALORA
PILLOWS
ASTUTE
ATTUNE
AVES
CHORUSH
DART
DOVE
EIGHTY-TWO
ENTAIL
EQUATION
EXCHANGE
FOSTER
INERTIA
INMATE
JIF
L1
LEIO
MANTRA
PRATA
PRESTO
RAINBOW
REQUISITE
RES
RUHE
THERAPOD
TUCK
WATSON
YOU
ZIP



INERTIA[®] +PLUS MESH BACK

DESIGN | ALLSEATING
GSA SIN | 33721

BASE PRICE | \$725
77440-NA

Grade 1	Grade 2/ COM	Grade 3	Grade 4/COL	Grade 5	Grade 6	Grade 7	Grade 8	Leather 1	Leather 2	Leather 3
\$725	\$753	\$771	\$795	\$816	\$853	\$895	\$942	\$1,045	\$1,090	\$1,227

FEATURES

- 4.25" cylinder
- Black nylon base
- Mesh back
- Molded seat foam with upholstered stitch detail
- For arm features and travel specifications, see page 16
- Carpet casters
- Lumbar Support: Raise or flatten the curvature of the lumbar using Inertia's Lumbar Support. Inflate the lumbar to increase support or deflate to decrease support.

DIMENSIONS

- Overall [Synchro Tilt]: 42.5"-46.75"H | 28.5"W | 28.5"D
- Seat [Synchro Tilt]: 18"- 22.25"H | 22"W | 20.5"D
- Back: 24"H | 22.5"W
- COM: 1 yd.

NOTES

- Ships knocked down.
- For BW and FA freight options, minimum quantities apply
- All other features are dependant on the control specified. Please refer to Control Choice on page 8 for full description of available features.
- Tension is adjustable on OHC and OHH casters to accommodate various surfaces
- This product meets the requirements set forth in ANSI/BIFMA X5.1-2011 and is warranted for users up to 350 lbs.
- Dimensions are dependant on options selected. Product can be configured to comply with BIFMA G1-2002 guidelines.
- Smoke Finish | L2, T2 and 4D arms are the only arms available in Smoke and will match base when selected.
- ***Composite base and casters will be substituted if HS or LS is selected.
- For mesh model code see page 22.

SERIES	77	Inertia Mesh Back	QS	\$
BACK STYLE	4	+Plus	•	-
CONTROL	40	Synchro Tilt [ST]	•	-
ARM	NA	No Arm	•	-
	CA	Conference Arm [Not Available with AWK or AWL]		\$48
	T2	Task 2 Arm	•	\$115
	4D	4 Dimensional Arm	•	\$130
	MF	Multi-functional Arm [Width Adjustment Not Included]	•	\$158
	DA	Drop Away Arm		\$175
	T7	Ergonomic Task Arm [Includes AWK]		\$295
BACK MESH [see page 22 for mesh model code]	M1	M1 Mesh		\$42
	M2	M2 Mesh		\$126
	M3	M3 Mesh		\$126
	M4	M4 Mesh		\$126
	M7	M7 Mesh	•	-
	M10	M10 Mesh		\$42
OPTIONS	AWK	Adjustable Width Bracket [Knob]	•	\$30
	AWL	Adjustment Width Bracket [Lever][Not Available with DA Arms]	•	\$40
	G	Glides [Black Only]		\$30
	LH	65mm [2.5"] Dual Surface Casters	•	\$32
	OHH	OH Dual Surface Casters [adjustable]	•	\$95
	OHC	OH Carpet Casters [adjustable]	•	\$63
	G	Glides*** [N/A with HAB]	•	\$30
	HAB	High Profile Aluminum Base w/65mm Casters	•	\$65
	LU	Lumbar Support		\$75
	CL	CAL TB133		\$95
FREIGHT OPTIONS	KD	Knocked Down		-
	BW	Blanket Wrapped - Fully Assembled [25 unit minimum]		\$75
	FA	Fully Assembled in Carton [25 unit minimum]		\$115
FREIGHT REQUIREMENTS	AS	Allseating Standard		-
	FQ	Special Freight Instructions [Call for Quote]		VAR
	GD	Guaranteed Delivery Date and Time [Call for Quote]		VAR

TO ORDER SIMPLY FILL IN THE BLANKS

77	4	40						
SERIES	BACK STYLE	CONTROL	ARM	BACK MESH	OPTIONS For additional options separate with (-) hyphen.	FREIGHT OPTION	FREIGHT REQUIREMENTS	FABRIC CODE Please refer to allseating.com for fabric codes.

ING
ALORA
PILLOWS
ASTUTE
ATTUNE
ATLES
CHIROFORM
DART
DOVE
EIGHTY-TWO
ENTAIL
EQUATION
EXCHANGE
FOSTER
INERTIA
INMATE
JIF
L1
LENO
MANTHA
PRATA
PRESTO
RAINBOW
REQUISITE
RSS
RUHE
THERAPOD
TUCK
WATSON
YOU
ZIP



INERTIA[®] MESH STOOL

DESIGN | ALLSEATING
GSA SIN | 33721

BASE PRICE \$710										
77019-NA										
Grade 1	Grade 2/ COM	Grade 3	Grade 4/COL	Grade 5	Grade 6	Grade 7	Grade 8	Leather 1	Leather 2	Leather 3
\$710	\$731	\$745	\$763	\$778	\$806	\$838	\$873	\$950	\$984	\$1,087

FEATURES

- 8" cylinder
- Composite base
- Molded seat foam
- For arm features and travel specifications, see page 8
- Adjustable Foot ring
- Carpet casters
- Includes height adjustable foot ring
- Air pump controls
- Lumbar Support: Raise or flatten the curvature of the lumbar using Inertia's Lumbar Support. Inflate the lumbar to increase support or deflate to decrease support.

DIMENSIONS

- Overall [Basic Stool]: 38"- 45.5"H | 28"W | 28"D
- Seat [Basic Stool]: 20.25"- 27.75"H | 20"W | 19.5"D
- Overall [10" Stool]: 38.5"-48.5"H | 27"W | 27"D
- Seat [10" Stool]: 20.75"-30.75"H | 20"W | 19.5"D
- Back: 19"H | 19"W
- COM Full: 1.75 yd.

NOTES

- Ships knocked down
- For BW and FA freight options, minimum quantities apply
- Tension is adjustable on OHC and OHH casters to accommodate various surfaces
- This product meets the requirements set forth in ANSI/BIFMA X5.1-2011 and is warranted for users up to 350 lbs.
- Dimensions are dependant on options selected. Product can be configured to comply with BIFMA G1-2002 guidelines.
- For mesh model code see page 22.

SERIES	77	Inertia Mesh Back	QS	\$
BACK STYLE	0	Midback	•	-
CONTROL	19	Basic Stool [B2]	•	-
ARM	NA	No Arm	•	-
	T2	Task 2 Arm	•	\$115
	4D	4 Dimensional Arm	•	\$130
	MF	Multi-functional Arm [Width Adjustment Not Included]	•	\$158
	DA	Drop Away Arm	•	\$175
FRAME FINISH	BKN	Black Nylon	•	-
	SKN	Smoke Nylon [Available arms L2, T2, 4D]	•	\$48
BACK MESH [see page 22 for mesh model code]	M1	M1 Mesh	•	\$42
	M2	M2 Mesh	•	\$126
	M3	M3 Mesh	•	\$126
	M4	M4 Mesh	•	\$126
	M7	M7 Mesh	•	-
	M10	M10 Mesh	•	\$42
OPTIONS	AWL	Adjustment Width Bracket [Lever][Not Available with DA Arms]	•	\$40
	H	Dual Surface Casters [10" Stool Only]	•	\$30
	LH	Dual Surface Casters [8" Stool Only]	•	\$32
	OHH	OH Dual Surface Casters [adjustable 8" Stool Only]	•	\$95
	OHC	OH Carpet Casters [adjustable 8" Stool Only]	•	\$63
	G	Glides [Black Only]	•	\$30
	AB	Aluminum Base [8" Stool Only]	•	\$65
	SS	Seat Slider Seat Slider [Standard 2.5" range] [8" Cylinder Only]	•	\$85
	LU	Lumbar Support	•	\$75
	10	10" Stool Package [Black Frame Only]	•	\$36
	CF	Chrome Footring [Only Available with SC Standard Footring is Black]	•	\$20
	IES	Inertia Ergonomic Small Seat [16"D 19"W]	•	-
	CL	CAL TB133	•	\$95
FREIGHT OPTIONS	KD	Knocked Down	•	-
	BW	Blanket Wrapped - Fully Assembled [25 unit minimum]	•	\$75
	FA	Fully Assembled in Carton [25 unit minimum]	•	\$115
FREIGHT REQUIREMENTS	AS	Allseating Standard	•	-
	FQ	Special Freight Instructions [Call for Quote]	•	VAR
	GD	Guaranteed Delivery Date and Time [Call for Quote]	•	VAR

TO ORDER SIMPLY FILL IN THE BLANKS

77	-	0	-	19	-		-		-		-		-	
SERIES		BACK STYLE		CONTROL		ARM		BACK MESH		OPTIONS For additional options separate with (-) hyphen.		FREIGHT OPTION		FREIGHT REQUIREMENTS
														FABRIC CODE Please refer to allseating.com for fabric codes.

ING
ALORA
PILLOWS
ASTUTE
ATTUNE
ATLES
CHIROFORM
DART
DOVE
EIGHTY-TWO
ENTAIL
EQUATION
EXCHANGE
FOSTER
INERTIA
INMATE
JIF
L1
LENO
MANTRA
PARIA
PRESTO
RAINBOW
REQUISITE
RSS
RUHE
THERAPOD
TUCK
WATSON
YOU
ZIP



INERTIA[®] MESH GUEST

DESIGN | ALLSEATING
GSA SIN | 33721

BASE PRICE \$350										
77054-NA										
Grade 1	Grade 2/COM	Grade 3	Grade 4/COL	Grade 5	Grade 6	Grade 7	Grade 8	Leather 1	Leather 2	Leather 3
\$350	\$371	\$385	\$403	\$418	\$446	\$478	\$513	\$590	\$624	\$727

FEATURES

- Mesh back
- Upholstered seat
- Black non-marring glides
- Stacks 10 on a dolly
- Stacks 5 on the floor
- Stacks 2 high with casters

DIMENSIONS

- Side Overall NA: 32"H | 18"W | 24"D
- Side Overall WA: 32"H | 24"W | 24"D
- Seat: 17.5"H | 18"W | 18.5"D
- Back: 14.5"H | 18"W
- COM Full: 0.75 yd.
- +Plus Overall NA: 32"H | 20"W | 24"D
- +Plus Overall WA: 32"H | 26"W | 24"D
- Seat: 17.5"H | 19"W | 18.5"D
- Back: 14.5"H | 20"W
- COM Full: 0.75 yd.
- Dolly-10: 48"H | 22"W | 32"D
- Dolly-10 Fully Loaded: 66"H | 24"W | 36"D

NOTES

- Ships fully assembled.
- For BW freight option, minimum quantities apply
- Tension is adjustable on OHC and OHH casters to accommodate various surfaces
- For orders of less than 2, a cartoning surcharge of \$22 net will be incurred per order.
- Inertia Dolly-10 not available for +Plus Side.
- This product meets the requirements set forth in ANSI/BIFMA X5.1-2011 and is warranted for users up to 350 lbs.
- For mesh model code see page 22.

SERIES	77	Inertia Mesh Back	QS	\$
BACK STYLE	0	Midback	•	-
	4	+Plus		\$30
LEG	54	4 Leg	•	-
ARM	NA	No Arm	•	-
	WA	Inertia Guest Arm	•	\$45
FRAME FINISH	SIL	Silver	•	-
	BK	Black	•	-
	GM	Metallic Gunmetal		-
BACK MESH	M1	M1 Mesh		\$21
(see page 22 for mesh model code)	M2	M2 Mesh		\$63
	M3	M3 Mesh		\$63
	M4	M4 Mesh		\$63
	M7	M7 Mesh	•	-
	M10	M10 Mesh		\$42
OPTIONS	CA	Carpet Casters	•	\$48
	TC	Tile Casters	•	\$55
	GBWA	Ganging Brackets with Arms	•	\$35
	GBNA	Ganging Brackets No Arms	•	\$35
	CL	CAL TB133		\$95
FREIGHT OPTIONS	FA	Fully Assembled		-
	BW	Blanket Wrapped - Fully Assembled (25 unit minimum)		\$35
FREIGHT REQUIREMENTS	AS	Allseating Standard		-
	FQ	Special Freight Instructions (Call for Quote)		VAR
	GD	Guaranteed Delivery Date and Time (Call for Quote)		VAR

	Inertia Dolly -10	(N/A for +Plus) Please ensure Dolly has separate model/line item with quantities specified		\$360
--	--------------------------	--	--	-------

TO ORDER SIMPLY FILL IN THE BLANKS

77	-		-	54	-		-		-		-		-	
SERIES		BACK STYLE		LEG		ARM		FRAME FINISH		BACK MESH		OPTIONS		FREIGHT REQUIREMENTS
												For additional options separate with (-) hyphen.		
												Please refer to allseating.com for fabric codes.		

ING
ALORA
PILLOWS
ASTUTE
ATTUNE
ATLES
CHIROFORM
DART
DOVE
EIGHTY-TWO
ENTAIL
EQUATION
EXCHANGE
FOSTER
INERTIA
INMATE
JIF
L1
LENO
MANTRA
PRATA
PRESTO
RAINBOW
REQUISITE
RSS
RUHE
THERAPOD
TUCK
WATSON
YOU
ZIP



INERTIA® UPHOLSTERED MIDBACK

DESIGN | ALLSEATING
GSA SIN | 33721

BASE PRICE | \$690
79089-NA

Grade 1	Grade 2/ COM	Grade 3	Grade 4/COL	Grade 5	Grade 6	Grade 7	Grade 8	Leather 1	Leather 2	Leather 3
\$690	\$739	\$771	\$813	\$849	\$914	\$988	\$1,070	\$1,249	\$1,329	\$1,569

FEATURES

- 4.25" cylinder
- Black nylon base
- Molded seat foam with stitched upholstery detail
- For arm features and travel specifications, see page 16
- Carpet casters
- 24|7 Warranty on Synchro Tilt (40) mechanism, options included are T2 arms and Seat Slider. For more details see page 161

DIMENSIONS

- Overall [Synchro Tilt]: 35.5"- 39.75"H | 28.5"W | 28.5"D
- Overall [Deluxe Tilt J-Bar]: 37"-41.25"H | 28.5" W | 28.5"D
- Overall [Basic Synchro Tilt]: 36"-40.5"H | 28.5"W | 28.5"D
- Seat [Synchro Tilt]: 16.75"-21"H | 20"W | 19.5"D
- Seat [Deluxe Tilt J-Bar]: 17"- 21.25"H | 20"W | 19.5"D
- Seat [Basic Synchro Tilt]: 17"-21.5"H | 20"W | 19.5"D
- Back: 21"H | 19"W
- COM Full: 1.75 yd.

NOTES

- Ships knocked down.
- For BW and FA freight options, minimum quantities apply
- All other features are dependant on the control specified. Please refer to Control Choice on page 8 for full description of available features.
- Tension is adjustable on OHC and OHH casters to accommodate various surfaces
- This product meets the requirements set forth in ANSI/BIFMA X5.1-2011 and is warranted for users up to 350 lbs.
- Dimensions are dependant on options selected. Product can be configured to comply with BIFMA G1-2002 guidelines.
- Smoke Finish | L2, T2 and 4D arms are the only arms available in Smoke and will match base when selected
- ***Composite base and casters will be substituted if LS is selected.

SERIES	79	Inertia Upholstered	QS	\$
BACK STYLE	0	Midback	•	-
CONTROL	89	Basic Synchro Tilt [BT-4]	•	-
	40	Synchro Tilt [ST]	•	\$78
	80	Deluxe Tilt J-Bar [DJ]	•	\$168
ARM	NA	No Arm	•	-
	CA	Conference Arm [Not Available with Deluxe Tilt J-Bar, AWK, or AWL]	•	\$48
	L2	Dual Function Arm [Not Available with AWK or AWL]	•	\$95
	T2	Task 2 Arm	•	\$115
	4D	4 Dimensional Arm	•	\$130
	MF	Multi-functional Arm [Width Adjustment Not Included]	•	\$158
	DA	Drop Away Arm	•	\$175
	T7	Ergonomic Task Arm [Includes AWK]	•	\$295
FRAME FINISH	BKN	Black Nylon	•	-
	SKN	Smoke Nylon [Available arms L2, T2, 4D]	•	\$48
OPTIONS	SC	Sit to Counter [Black frame and Synchro Tilt only]	•	\$138
	CF	Chrome Footring [Only Available with SC Standard Footring is Black]	•	\$20
	AWK	Adjustable Width Bracket [Knob]	•	\$30
	AWL	Adjustment Width Bracket [Lever][Not Available with DA Arms]	•	\$40
	G	Glides [Black Only]	•	\$30
	LH	65mm [2.5"] Dual Surface Casters	•	\$32
	OHH	OH Dual Surface Casters [adjustable]	•	\$95
	OHC	OH Carpet Casters [adjustable]	•	\$63
	BC	Birch 65mm [2.5"] Dual Surface Casters	•	\$32
	HAB	High Profile Aluminum Base w/65mm Casters	•	\$65
	SS	Seat Slider [Standard 2.5" range] [not available with SC option]	•	\$85
	SE	Extended 3" Seat Slider [N/A with IES or SC]	•	\$85
	BHA	Back Height Adjustment with [BT-4] Control	•	N/A
	BHA	Back Height Adjustment with [DJ] Control	•	-
	BHA	Back Height Adjustment with [ST] Control	•	\$90
	IES	Inertia Ergonomic Small Seat [16"D 19"W]	•	-
	LS	Low Seat Height with 5" Travel***	•	\$53
	HS	High Cylinder 5.5"***	•	-
	CL	CAL TB133	•	\$95
FREIGHT OPTIONS	KD	Knocked Down	•	-
	BW	Blanket Wrapped - Fully Assembled [25 unit minimum]	•	\$75
	FA	Fully Assembled in Carton [25 unit minimum]	•	\$115
FREIGHT REQUIREMENTS	AS	Allseating Standard	•	-
	FQ	Special Freight Instructions [Call for Quote]	•	VAR
	GD	Guaranteed Delivery Date and Time [Call for Quote]	•	VAR

TO ORDER SIMPLY FILL IN THE BLANKS

79	0						
SERIES	BACK STYLE	CONTROL	ARM	OPTIONS For additional options separate with (-) hyphen.	FREIGHT OPTION	FREIGHT REQUIREMENTS	FABRIC CODE Please refer to allseating.com for fabric codes.

ING
ALORA
PILLOWS
ASTUTE
ATTUNE
AVES
CHIROFORM
DART
DOVE
EIGHTY-TWO
ENTAIL
EQUATION
EXCHANGE
FOSTER
INERTIA
INMATE
JIF
L1
LENO
MANTRA
PRATA
PRESTO
RAINBOW
REQUISITE
RSS
RUHE
THERAPOD
TUCK
WATSON
YOU
ZIP



INERTIA® UPHOLSTERED HIGHBACK

DESIGN | ALLSEATING
GSA SIN | 33721

BASE PRICE | \$775
79189-NA

Grade 1	Grade 2/ COM	Grade 3	Grade 4/COL	Grade 5	Grade 6	Grade 7	Grade 8	Leather 1	Leather 2	Leather 3
\$775	\$831	\$867	\$915	\$957	\$1,031	\$1,115	\$1,209	\$1,414	\$1,505	\$1,779

FEATURES

- 4.25" cylinder
- Black nylon base
- Molded seat foam with upholstered stitch detail
- For arm features and travel specifications, see page 16
- Carpet casters
- 24|7 Warranty on Synchro Tilt (40) mechanism, options included are T2 arms and Seat Slider. For more details see page 161

DIMENSIONS

- Overall [Synchro Tilt]: 38.75"- 43"H | 28.5"W | 28.5"D
- Overall [Deluxe Tilt J-Bar]: 40.75"-45"H | 28.5" W | 28.5"D
- Overall [Basic Synchro Tilt]: 39.25"-43.5"H | 28.5"W | 28.5"D
- Seat [Synchro Tilt]: 16.75"-21"H | 20"W | 19.5"D
- Seat [Deluxe Tilt J-Bar]: 17"- 21.25"H | 20"W | 19.5"D
- Seat [Basic Synchro Tilt]: 17"-21.5"H | 20"W | 19.5"D
- Back: 21"H | 19"W
- COM Full: 2 yd.

NOTES

- Ships knocked down.
- For BW and FA Freight Options, minimum quantities apply, please check with Sales Support for details.
- All other features are dependant on the control specified. Please refer to Control Choice on page 8 for full description of available features.
- Tension is adjustable on OHC and OHH casters to accommodate various surfaces
- This product meets the requirements set forth in ANSI/BIFMA X5.1-2011 and is warranted for users up to 350 lbs.
- Dimensions are dependant on options selected. Product can be configured to comply with BIFMA G1-2002 guidelines.
- Smoke Finish | L2, T2 and 4D arms are the only arms available in Smoke and will match base when selected
- If requiring a 3" seat slider, please specify with code SE rather than SS
- ***Composite base and casters will be substituted if LS is selected.

SERIES	79	Inertia Upholstered	QS	\$
BACK STYLE	1	Highback	•	-
CONTROL	89	Basic Synchro Tilt (BT-4)	•	-
	40	Synchro Tilt (ST)	•	\$78
	80	Deluxe Tilt J-Bar (DJ)	•	\$168
ARM	NA	No Arm	•	-
	CA	Conference Arm (Not Available with Deluxe Tilt J-Bar, AWK, or AWL)	•	\$48
	L2	Dual Function Arm [Not Available with AWK or AWL]	•	\$95
	T2	Task 2 Arm	•	\$115
	4D	4 Dimensional Arm	•	\$130
	MF	Multi-functional Arm [Width Adjustment Not Included]	•	\$158
	DA	Drop Away Arm	•	\$175
	T7	Ergonomic Task Arm [Includes AWK]	•	\$295
FRAME FINISH	BKN	Black Nylon	•	-
	SKN	Smoke Nylon (Available arms L2, T2, 4D)	•	\$48
OPTIONS	SC	Sit to Counter (Black frame and Synchro Tilt only)	•	\$138
	CF	Chrome Footring [Only Available with SC Standard Footring is Black	•	\$20
	AWK	Adjustable Width Bracket [Knob]	•	\$30
	AWL	Adjustment Width Bracket [Lever][Not Available with DA Arms]	•	\$40
	G	Glides [Black Only]	•	\$30
	LH	65mm (2.5") Dual Surface Casters	•	\$32
	OHH	OH Dual Surface Casters [adjustable]	•	\$95
	OHC	OH Carpet Casters [adjustable]	•	\$63
	BC	Birch 65mm (2.5") Dual Surface Casters	•	\$32
	HAB	High Profile Aluminum Base w/65mm Casters	•	\$65
	SS	Seat Slider (Standard 2.5" range) (not available with SC option)	•	\$85
	SE	Extended 3" Seat Slider [N/A with IES or SC]	•	\$85
	BHA	Back Height Adjustment with (BT-4) Control	•	N/A
	BHA	Back Height Adjustment with (DJ) Control	•	-
	BHA	Back Height Adjustment with (ST) Control	•	\$90
	IES	Inertia Ergonomic Small Seat (16"D 19"W)	•	-
	LS	Low Seat Height with 5" Travel***	•	\$53
	HS	High Cylinder 5.5"***	•	-
	CL	CAL TB133	•	\$95
FREIGHT OPTIONS	KD	Knocked Down	•	-
	BW	Blanket Wrapped - Fully Assembled [25 unit minimum]	•	\$75
	FA	Fully Assembled in Carton [25 unit minimum]	•	\$115
FREIGHT REQUIREMENTS	AS	Allseating Standard	•	-
	FQ	Special Freight Instructions (Call for Quote)	•	VAR
	GD	Guaranteed Delivery Date and Time (Call for Quote)	•	VAR

TO ORDER SIMPLY FILL IN THE BLANKS

79	1						
SERIES	BACK STYLE	CONTROL	ARM	OPTIONS For additional options separate with (-) hyphen.	FREIGHT OPTION	FREIGHT REQUIREMENTS	FABRIC CODE Please refer to allseating.com for fabric codes.

ING
ALORA
PILLOWS
ASTUTE
ATTUNE
ATLES
CHIROFORM
DART
DOVE
EIGHTY-TWO
ENTAIL
EQUATION
EXCHANGE
FOSTER
INERTIA
INMATE
JIF
L1
LENO
MANTRA
PRATA
PRESTO
RAINBOW
REQUISITE
RSS
RUHE
THERAPOD
TUCK
WATSON
YOU
ZIP



INERTIA® UPHOLSTERED EXTRA HIGHBACK

DESIGN | ALLSEATING
OPEN MARKET

BASE PRICE | \$828
79389-NA

Grade 1	Grade 2/ COM	Grade 3	Grade 4/COL	Grade 5	Grade 6	Grade 7	Grade 8	Leather 1	Leather 2	Leather 3
\$828	\$884	\$920	\$968	\$1,010	\$1,084	\$1,168	\$1,262	\$1,467	\$1,558	\$1,832

FEATURES

- 4.25" cylinder
- Black nylon base
- Molded seat foam with upholstered stitch detail
- For arm features and travel specifications, see page 16
- Carpet casters
- 24|7 Warranty on Synchro Tilt (40) mechanism, options included are T2 arms and Seat Slider. For more details see page 161

DIMENSIONS

- Overall [Synchro Tilt]: 43"-47.8"H | 28.5"W | 28.5"D
- Overall [Deluxe Tilt J-Bar]: 45"-49.8"H | 28.5" W | 28.5"D
- Overall [Basic Synchro Tilt]: 44"-48.3"H | 28.5"W | 28.5"D
- Seat [Synchro Tilt]: 16.75"-21"H | 20"W | 19.5"D
- Seat [Deluxe Tilt J-Bar]: 17"-21.25"H | 20"W | 19.5"D
- Seat [Basic Synchro Tilt]: 17"-21.5"H | 20"W | 19.5"D
- Back: 25.8"H | 19"W
- COM Full: 2 yd.

NOTES

- Ships knocked down.
- For BW and FA Freight Options, minimum quantities apply, please check with Sales Support for details.
- All other features are dependant on the control specified. Please refer to Control Choice on page 8 for full description of available features.
- Tension is adjustable on OHC and OHH casters to accommodate various surfaces
- This product meets the requirements set forth in ANSI/BIFMA X5.1-2011 and is warranted for users up to 350 lbs.
- Dimensions are dependant on options selected. Product can be configured to comply with BIFMA G1-2002 guidelines.
- Smoke Finish | L2, T2 and 4D arms are the only arms available in Smoke and will match base when selected
- If requiring a 3" seat slider, please specify with code SE rather than SS
- ***Composite base and casters will be substituted if LS is selected.

SERIES	79	Inertia Upholstered	QS	\$
BACK STYLE	3	Extra Highback	•	-
CONTROL	89	Basic Synchro Tilt (BT-4)	•	-
	40	Synchro Tilt (ST)	•	\$78
	80	Deluxe Tilt J-Bar (DJ)	•	\$168
ARM	NA	No Arm	•	-
	CA	Conference Arm (Not Available with Deluxe Tilt J-Bar, AWK, or AWL)	•	\$48
	L2	Dual Function Arm [Not Available with AWK or AWL]	•	\$95
	T2	Task 2 Arm	•	\$115
	4D	4 Dimensional Arm	•	\$130
	MF	Multi-functional Arm [Width Adjustment Not Included]	•	\$158
	DA	Drop Away Arm	•	\$175
	T7	Ergonomic Task Arm [Includes AWK]	•	\$295
FRAME FINISH	BKN	Black Nylon	•	-
	SKN	Smoke Nylon (Available arms L2, T2, 4D)	•	\$48
OPTIONS	SC	Sit to Counter (Black frame and Synchro Tilt only)	•	\$138
	CF	Chrome Footring [Only Available with SC Standard Footring is Black	•	\$20
	AWK	Adjustable Width Bracket [Knob]	•	\$30
	AWL	Adjustment Width Bracket [Lever][Not Available with DA Arms]	•	\$40
	G	Glides [Black Only]	•	\$30
	LH	65mm (2.5") Dual Surface Casters	•	\$32
	OHH	OH Dual Surface Casters [adjustable]	•	\$95
	OHC	OH Carpet Casters [adjustable]	•	\$63
	BC	Birch 65mm (2.5") Dual Surface Casters	•	\$32
	HAB	High Profile Aluminum Base w/65mm Casters	•	\$65
	SS	Seat Slider (Standard 2.5" range) (not available with SC option)	•	\$85
	SE	Extended 3" Seat Slider [N/A with IES or SC]	•	\$85
	BHA	Back Height Adjustment with (BT-4) Control	•	N/A
	BHA	Back Height Adjustment with (DJ) Control	•	-
	BHA	Back Height Adjustment with (ST) Control	•	\$90
	IES	Inertia Ergonomic Small Seat (16"D 19"W)	•	-
	LS	Low Seat Height with 5" Travel***	•	\$53
	HS	High Cylinder 5.5"***	•	-
	CL	CAL TB133	•	\$95
FREIGHT OPTIONS	KD	Knocked Down	•	-
	BW	Blanket Wrapped - Fully Assembled [25 unit minimum]	•	\$75
	FA	Fully Assembled in Carton [25 unit minimum]	•	\$115
FREIGHT REQUIREMENTS	AS	Allseating Standard	•	-
	FQ	Special Freight Instructions (Call for Quote)	•	VAR
	GD	Guaranteed Delivery Date and Time (Call for Quote)	•	VAR

TO ORDER SIMPLY FILL IN THE BLANKS

79 -
 3 -
 -
 -
 -
 -
 -

SERIES **BACK STYLE** **CONTROL** **ARM** **OPTIONS** **FREIGHT OPTION** **FREIGHT REQUIREMENTS** **FABRIC CODE**
For additional options separate with (-) hyphen. Please refer to allseating.com for fabric codes.



QUICKSHIP

ING
ALORA
PILLOWS
ASTUTE
ATTUNE
ATLES
CHIROFORM
DART
DOVE
EIGHTY-TWO
ENTAIL
EQUATION
EXCHANGE
FOSTER
INERTIA
INMATE
JIF
L1
LENO
MANTRA
PRATA
PRESTO
RAINBOW
REQUISITE
RSS
RUHE
THERAPOD
TUCK
WATSON
YOU
ZIP



INERTIA® UPHOLSTERED +PLUS

DESIGN | ALLSEATING
GSA SIN | 33721

BASE PRICE \$915										
79440-NA										
Grade 1	Grade 2/ COM	Grade 3	Grade 4/COL	Grade 5	Grade 6	Grade 7	Grade 8	Leather 1	Leather 2	Leather 3
\$915	\$971	\$1,007	\$1,055	\$1,097	\$1,171	\$1,255	\$1,349	\$1,554	\$1,645	\$1,919

FEATURES

- 4.25" cylinder
- Black nylon base
- Molded seat foam with stitched upholstery detail
- For arm features and travel specifications, see page 16
- Carpet casters

DIMENSIONS

- Overall [Synchro Tilt]: 42.5"- 46.75"H | 28.5"W | 28.5"D
- Seat: 18"- 22.25"H | 22"W | 20.5"D
- Back: 24"H | 22.5"W
- COM Full: 2 yd.

NOTES

- Ships knocked down.
- For BW and FA Freight Options, minimum quantities apply, please check with Sales Support for details.
- All other features are dependant on the control specified. Please refer to Control Choice on page 8 for full description of available features.
- Tension is adjustable on OHC and OHH casters to accommodate various surfaces
- This product meets the requirements set forth in ANSI/ BIFMA X5.1-2011 and is warranted for users up to 350 lbs.
- Dimensions are dependant on options selected. Product can be configured to comply with BIFMA G1-2002 guidelines.
- ***Composite base will be substituted if these options are selected.

SERIES	79	Inertia Upholstered	QS	\$
BACK STYLE	4	+Plus	•	-
CONTROL	40	Synchro Tilt (ST)	•	-
ARM	NA	No Arm	•	-
	CA	Conference Arm [Not Available with AWK or AWL]	•	\$48
	T2	Task 2 Arm	•	\$115
	4D	4 Dimensional Arm	•	\$130
	MF	Multi-functional Arm [Width Adjustment Not Included]	•	\$158
	DA	Drop Away Arm	•	\$175
	T7	Ergonomic Task Arm [Includes AWK]	•	\$295
OPTIONS	AWK	Adjustable Width Bracket [Knob]	•	\$30
	AWL	Adjustment Width Bracket [Lever][Not Available with DA Arms]	•	\$40
	SS	Seat Slider (Standard 2.5" range) (not available with SC option)	•	\$85
	G	Glides [Black Only]	•	\$30
	LH	65mm (2.5") Dual Surface Casters	•	\$32
	OHH	OH Dual Surface Casters [adjustable]	•	\$95
	OHC	OH Carpet Casters [adjustable]	•	\$63
	HAB	High Profile Aluminum Base w/65mm Casters (Black frame only)	•	\$65
	CL	CAL TB133	•	\$95
FREIGHT OPTIONS	KD	Knocked Down		-
	BW	Blanket Wrapped - Fully Assembled [25 unit minimum]		\$75
	FA	Fully Assembled in Carton [25 unit minimum]		\$115
FREIGHT REQUIREMENTS	AS	Allseating Standard		-
	FQ	Special Freight Instructions (Call for Quote)		VAR
	GD	Guaranteed Delivery Date and Time (Call for Quote)		VAR

TO ORDER SIMPLY FILL IN THE BLANKS

79	4	40					
SERIES	BACK STYLE	CONTROL	ARM	OPTIONS For additional options separate with (-) hyphen.	FREIGHT OPTION	FREIGHT REQUIREMENTS	FABRIC CODE Please refer to allseating.com for fabric codes.

ING
ALORA
PILLOWS
ASTUTE
ATTUNE
AVES
CHIROFORM
DART
DOVE
EIGHTY-TWO
ENTAIL
EQUATION
EXCHANGE
FOSTER
INERTIA
INMATE
JIF
L1
LENO
MANTRA
PRATA
PRESTO
RAINBOW
REQUISITE
RSS
RUHE
THERAPOD
TUCK
WATSON
YOU
ZIP



INERTIA® UPHOLSTERED STOOL

DESIGN | ALLSEATING
GSA SIN | 33721

BASE PRICE | \$845
79019-NA

Grade 1	Grade 2/ COM	Grade 3	Grade 4/COL	Grade 5	Grade 6	Grade 7	Grade 8	Leather 1	Leather 2	Leather 3
\$845	\$894	\$926	\$968	\$1,004	\$1,069	\$1,143	\$1,225	\$1,404	\$1,545	\$1,724

FEATURES

- 8" cylinder
- Composite base
- Molded seat foam with stitched upholstery detail
- For arm features and travel specifications, see page 16
- Adjustable foot ring
- Carpet casters
- Includes height adjustable foot ring

DIMENSIONS

- Overall [Basic Stool]: 38"- 45.5"H | 28"W | 28"D
- Seat [Basic Stool]: 20.25"- 27.75"H | 20"W | 19.5"D
- Overall [10" Stool]: 38.5"-48.5"H | 27"W | 27"D
- Seat [10" Stool]: 20.75"-30.75"H | 20"W | 19.5"D
- Back: 19"H | 19"W
- COM Full: 1.75 yd.

NOTES

- Ships knocked down.
- For BW and FA Freight Options, minimum quantities apply, please check with Sales Support for details.
- Tension is adjustable on OHC and OHH casters to accommodate various surfaces
- This product meets the requirements set forth in ANSI/ BIFMA X5.1-2011 and is warranted for users up to 350 lbs.
- Dimensions are dependant on options selected. Product can be configured to comply with BIFMA G1-2002 guidelines.

SERIES	79	Inertia Upholstered	QS	\$	
BACK STYLE	0	Midback	•	-	
CONTROL	19	Basic Stool [B2]	•	-	
ARM	NA	No Arm	•	-	
	T2	Task 2 Arm	•	\$115	
	4D	4 Dimensional Arm	•	\$130	
	MF	Multi-functional Arm [Width Adjustment Not Included]	•	\$158	
	DA	Drop Away Arm	•	\$175	
	FRAME FINISH	BKN	Black Nylon	•	-
SKN		Smoke Nylon (Available arms L2, T2, 4D)	•	\$48	
OPTIONS	AWL	Adjustment Width Bracket [Lever][Not Available with DA Arms]	•	\$40	
	H	Dual Surface Casters [10" Stool Only]	•	\$30	
	LH	Dual Surface Casters [8" Stool Only]	•	\$32	
	OHH	OH Dual Surface Casters [adjustable]	•	\$95	
	OHC	OH Carpet Casters [adjustable]	•	\$63	
	G	Glides [Black Only]	•	\$30	
	AB	Aluminum Base [8" Stool Only]	•	\$65	
	SS	Seat Slider [Available on 8" Cylinder Only]	•	\$85	
	10	10" Stool Package [Black Frame Only]	•	\$36	
	CF	Chrome Footring [Only Available with SC Standard Footring is Black	•	\$20	
	IES	Inertia Ergonomic Small Seat [16"D 19"W]	•	-	
	CL	CAL TB133	•	\$95	
	FREIGHT OPTIONS	KD	Knocked Down	•	-
		BW	Blanket Wrapped - Fully Assembled [25 unit minimum]	•	\$75
		FA	Fully Assembled in Carton [25 unit minimum]	•	\$115
FREIGHT REQUIREMENTS	AS	Allseating Standard	•	-	
	FQ	Special Freight Instructions [Call for Quote]	•	VAR	
	GD	Guaranteed Delivery Date and Time [Call for Quote]	•	VAR	

TO ORDER SIMPLY FILL IN THE BLANKS

79	-	0	-	19	-		-		-		-		-	
SERIES		BACK STYLE		CONTROL		ARM		OPTIONS		FREIGHT OPTION		FREIGHT REQUIREMENTS		FABRIC CODE
								For additional options separate with (-) hyphen.						Please refer to allseating.com for fabric codes.

ING
ALORA
PILLOWS
ASTUTE
ATTUNE
AVES
CHORUSH
DART
DOVE
EIGHTY-TWO
ENTAIL
EQUATION
EXCHANGE
FOSTER
INERTIA
INMATE
JIF
L1
LENO
MANTRA
PRATA
PRESTO
RAINBOW
REQUISITE
RSS
RUHE
THERAPOD
TUCK
WATSON
YOU
ZIP



INERTIA[®] UPHOLSTERED GUEST

DESIGN | ALLSEATING
GSA SIN | 33721

BASE PRICE | \$436
79054-NA

CODE	Grade 1	Grade 2/COM	Grade 3	Grade 4/COL	Grade 5	Grade 6	Grade 7	Grade 8	Leather 1	Leather 2	Leather 3
79054-BACK	\$212	\$233	\$247	\$265	\$280	\$308	\$340	\$375	\$452	\$486	\$589
79054-SEAT	\$213	\$234	\$248	\$266	\$281	\$309	\$341	\$376	\$453	\$487	\$590
79454-BACK	\$234	\$259	\$274	\$295	\$314	\$346	\$383	\$424	\$514	\$553	\$673
79454-SEAT	\$234	\$259	\$274	\$295	\$314	\$346	\$383	\$424	\$514	\$553	\$673

FEATURES

- Upholstered seat
- Wall-saving designed frame
- Black non-marring glides
- Stacks 10 on a dolly
- Stacks 5 on the floor
- Stacks 2 high with casters

DIMENSIONS

- Side Overall NA: 32"H | 18"W | 24"D
- Side Overall WA: 32"H | 24"W | 24"D
- Seat: 17.5"H | 18"W | 18.5"D
- Back: 14.5"H | 18"W
- COM Full: 1.5 yd.
- +Plus Overall NA: 32"H | 20"W | 24"D
- +Plus Overall WA: 32"H | 26"W | 24"D
- +Plus Seat: 17.5"H | 19"W | 18.5"D
- +Plus Back: 14.5"H | 20"W
- +Plus COM Full: 1.75 yd.
- Dolly-10: 48"H | 22"W | 32"D
- Dolly-10 Fully Loaded: 66"H | 24"W | 36"D

SERIES	79	Inertia Upholstered	QS	\$
BACK STYLE	0	Midback	•	VAR
	4	+Plus	•	VAR
LEG	54	4 Leg	•	-
ARM	NA	No Arm	•	-
	WA	Inertia Guest Arm	•	\$45
FRAME FINISH	SIL	Silver	•	-
	BK	Black	•	-
	GM	Metallic Gunmetal	•	-
	CA	Carpet Casters	•	\$48
OPTIONS	TC	Dual Casters	•	\$55
	GBWA	Ganging Brackets with Arms	•	\$35
	GBNA	Ganging Brackets No Arms	•	\$35
	CL	CAL TB133	•	\$95
FREIGHT OPTIONS	FA	Fully Assembled in Carton [25 unit minimum]		-
	BW	Blanket Wrapped - Fully Assembled [25 unit minimum]		\$35
FREIGHT REQUIREMENTS	AS	Allseating Standard		-
	FQ	Special Freight Instructions (Call for Quote)		VAR
	GD	Guaranteed Delivery Date and Time (Call for Quote)		VAR
	Inertia Dolly -10	(N/A for +Plus) Please ensure Dolly has separate model/line item with quantities specified		\$360

NOTES

- For orders of less than 2, a cartoning surcharge of \$22 net will be incurred per order.
- Inertia Dolly-10 not available for +Plus Side.
- This product meets the requirements set forth in ANSI/ BIFMA X5.1-2011 and is warranted for users up to 350 lbs.

TO ORDER SIMPLY FILL IN THE BLANKS

79 - - 54 - - - - - - -

SERIES **BACK STYLE** **LEG** **ARM** **FRAME FINISH** **OPTIONS** **FREIGHT OPTION** **FREIGHT REQUIREMENTS** **FABRIC CODE**

For additional options separate with (-) hyphen. Please refer to allseating.com for fabric codes.



INNATE® BASIC

DESIGN | TODD YETMAN
OPEN MARKET

BASE PRICE | \$750

62024-NA

CODE	Grade 1	Grade 2/ COM	Grade 3	Grade 4/ COL	Grade 5	Grade 6	Grade 7	Grade 8	Leather 1	Leather 2	Leather 3
62024-NA	\$750	\$792	\$819	\$855	\$887	\$942	\$1,005	\$1,076	\$1,229	\$1,298	\$1,503
Headrest	\$250	\$257	\$262	\$268	\$273	\$282	\$293	\$304	\$330	\$341	\$376

FEATURES

- 4.5" cylinder
- Molded seat foam
- Adjustable Lumbar included at no upcharge. Select NL option if No Lumbar is required
- Optional Birch frame and base features black mechanism and black carpet casters
- Optional Seat Slider available for 24 mech
- Optional adjustable headrest [fabric will match rest of chair]

DIMENSIONS

Standard Synchro Tilt Mechanism [24]

- Overall No Headrest: 38.5"-42.8"H | 29.3"W | 29.3"D
- Overall With Headrest: 47.4"-51.7"H | 29.3"W | 29.3"D
- Seat: 19.4"-23.7"H | 20.5"W | 18.4"D
- Back: 19"H | 18.1"W
- COM Seat and Back: 1.5 yards
- COM Headrest: 0.25 yards

SERIES	62	Innate	QS	\$
BACK STYLE	0	Midback		-
CONTROL	24	Synchro Tilt		-
ARM	NA	No Arm		-
	T1	Height Adjustable Arm [AWK Required]		\$70
	CA	Fixed Arm		\$80
	WA	Height Adjustable Arm with Sliding Armcaps		\$110
	PV	Pivot Arm		\$125
FRAME FINISH	BKN	Black		-
	BRN	Birch		\$65
OPTIONS	HR	Headrest		VAR
	NL	No Lumbar		-
	SS	Seat Slider		\$53
	AWK	Adjustable Width Knob [Required with T1 Arms]		\$30
	LH	65mm [2.5"] Black Dual Surface Casters		\$32
	BC	65mm [2.5"] Birch Dual Surface Casters		\$32
	OHH	OH Dual Surface Casters [adjustable]		\$95
	OHC	OH Carpet Casters [adjustable]		\$63
FREIGHT OPTIONS	KD	Knocked Down		-
	BW	Blanket Wrapped - Fully Assembled [not available when Birch Casters BC option selected]		\$75
	FA	Fully Assembled in Carton		\$115
FREIGHT REQUIREMENTS	AS	Allseating Standard		-
	FQ	Special Freight Instructions [Call for Quote]		VAR
	GD	Guaranteed Delivery Date and Time [Call for Quote]		VAR

NOTES

- Ships knocked down
- For BW and FA Freight Options minimum quantities apply, please check with Sales Support for details.
- This product meets the requirements set forth in ANSI/BIFMA X5.1-2011 and is warranted for users up to 350 lbs.
- AWK is a required option when the T1 arm is specified.

TO ORDER SIMPLY FILL IN THE BLANKS

62	0							
SERIES	BACK STYLE	CONTROL	ARM	FRAME FINISH	OPTION	FREIGHT OPTION	FREIGHT REQUIREMENTS	FABRIC CODE Please refer to allseating.com for fabric codes.



ING
ALORA
PILLOWS
ASTUTE
ATTUNE
ATLES
CHIROFORM
DART
DOVE
EIGHTY-TWO
ENTAIL
EQUATION
EXCHANGE
FOSTER
INERTIA
INNATE
JIF
L1
LENO
MANTRA
PRATA
PRESTO
RAINBOW
REQUISITE
RSS
RUHE
THERAPOD
TUCK
WATSON
YOU
ZIP



INNATE® BASIC MESHBACK

DESIGN | TODD YETMAN
OPEN MARKET

BASE PRICE | \$750
62024-NA

CODE	Grade 1	Grade 2/ COM	Grade 3	Grade 4/ COL	Grade 5	Grade 6	Grade 7	Grade 8	Leather 1	Leather 2	Leather 3
62024-NA	\$750	\$771	\$785	\$803	\$818	\$846	\$878	\$913	\$990	\$1,024	\$1,127
Headrest	\$250	\$257	\$262	\$268	\$273	\$282	\$293	\$304	\$330	\$341	\$376

FEATURES

- 4.5" cylinder
- Molded seat foam
- Adjustable Lumbar included at no upcharge. Select NL option if No Lumbar is required
- Optional Birch frame and base features black mechanism and black carpet casters
- Optional Seat Slider available for 24 mech
- Optional adjustable headrest [fabric will match rest of chair]

DIMENSIONS

Standard Synchro Tilt Mechanism [24]

- Overall No Headrest: 38.5"-42.8"H | 29.3"W | 29.3"D
- Overall With Headrest: 47.4"-51.7"H | 29.3"W | 29.3"D
- Seat: 19.4"-23.7"H | 20.5"W | 18.4"D
- Back: 19"H | 18.1"W
- COM Seat and Back: 1.5 yards
- COM Headrest: 0.25 yards

SERIES	62	Innate	QS	\$
BACK STYLE	0	Midback		-
CONTROL	24	Synchro Tilt		-
ARM	NA	No Arm		-
	T1	Height Adjustable Arm		\$70
	CA	Fixed Arm		\$80
	WA	Height Adjustable Arm with Sliding Armcaps		\$110
	PV	Pivot Arm		\$125
FRAME FINISH	BKN	Black		-
	BRN	Birch		\$65
MESH COLOR	M10	M10 Mesh		-
See page 22 for mesh color codes	M12	M12 Mesh		\$30
	M2	M2 Mesh [Bleach Cleanable]		\$68
OPTIONS	HR	Headrest		VAR
	NL	No Lumbar		-
	SS	Seat Slider		\$53
	AWK	Adjustable Width Knob [Required with T1 Arms]		\$30
	LH	65mm [2.5"] Black Dual Surface Casters		\$32
	BC	65mm [2.5"] Birch Dual Surface Casters		\$32
	OHH	OH Dual Surface Casters [adjustable]		\$95
	OHC	OH Carpet Casters [adjustable]		\$63
FREIGHT OPTIONS	KD	Knocked Down		-
	BW	Blanket Wrapped - Fully Assembled [not available when Birch Casters BC option selected]		\$75
	FA	Fully Assembled in Carton		\$115
FREIGHT REQUIREMENTS	AS	Allseating Standard		-
	FQ	Special Freight Instructions [Call for Quote]		VAR
	GD	Guaranteed Delivery Date and Time [Call for Quote]		VAR

NOTES

- Ships knocked down
- For BW and FA Freight Options minimum quantities apply, please check with Sales Support for details.
- This product meets the requirements set forth in ANSI/BIFMA X5.1-2011 and is warranted for users up to 350 lbs.
- AWK is a required option when the T1 arm is specified.

TO ORDER SIMPLY FILL IN THE BLANKS

62	0								
SERIES	BACK STYLE	CONTROL	ARM	FRAME FINISH	MESH COLOR	OPTION	FREIGHT OPTION	FREIGHT REQUIREMENTS	FABRIC CODE Please refer to allseating.com for fabric codes.



ING
ALORA
PILLOWS
ASTUTE
ATTUNE
ATLES
CHIROFORM
DART
DOVE
EIGHTY-TWO
ENTAIL
EQUATION
EXCHANGE
FOSTER
INERTIA
INNATE
JIF
L1
LENO
MANTRA
PARIA
PRESTO
RAINBOW
REQUISITE
RSS
RÜHE
THERAPOD
TUCK
WATSON
YOU
ZIP



INNATE®

DESIGN | TODD YETMAN
GSA SIN | 33721

BASE PRICE | \$1,050 62034-N2

CODE	Grade 1	Grade 2/ COM	Grade 3	Grade 4/ COL	Grade 5	Grade 6	Grade 7	Grade 8	Leather 1	Leather 2	Leather 3
62034-N2	\$1,050	\$1,092	\$1,119	\$1,155	\$1,187	\$1,242	\$1,305	\$1,376	\$1,529	\$1,598	\$1,803
62042-N3	\$1,300	\$1,342	\$1,369	\$1,405	\$1,437	\$1,492	\$1,555	\$1,626	\$1,779	\$1,848	\$2,053
Headrest	\$250	\$257	\$262	\$268	\$273	\$282	\$293	\$304	\$330	\$341	\$376

FEATURES

- 4.5" cylinder
- Molded seat foam
- Adjustable Lumbar included at no upcharge. Select NL option if No Lumbar is required
- Optional Birch frame and base features black mechanism and black carpet casters
- Integrated seat slider included for 34 and 42 Mechs
- Optional adjustable headrest [fabric will match rest of chair]

DIMENSIONS

Weight Activated Mechanism [42]

- Overall No Headrest: 37.5"-41.5" H | 26.75" W | 29" D
- Overall With Headrest: 46.5"-50.5" H | 26.75" W | 29" D
- Seat: 16.5" - 20.25" H | 19.75" W | 18.5" D [PAN] | 16.75"-18.75" [FROM LUMBAR]
- Back: 20.5" H | 17.5" W

Enhanced Synchro Tilt Mechanism [34]

- Overall No Headrest: 37.75"-41.75" H | 26.25" W | 29" D
- Overall With Headrest: 46.75"-50.75" H | 26.25" W | 29" D
- Seat: 16.75" - 20.5" H | 19.75" W | 18.5" D [PAN] | 16.75"-18.75" [FROM LUMBAR]
- Back: 20.5" H | 17.5" W

NOTES

- Ships knocked down
- For BW and FA Freight Options minimum quantities apply, please check with Sales Support for details.
- This product meets the requirements set forth in ANSI/BIFMA X5.1-2011 and is warranted for users up to 350 lbs.
- AWK is a required option when the T1 arm is specified.

SERIES	62	Innate	QS	\$
BACK STYLE	0	Midback		-
CONTROL	34	Enhanced Synchro Tilt [Includes Integrated Seat Slider]		-
	42	Weight Activated [Includes Integrated Seat Slider]		-
ARM	N2	Innate Height and Width Adjustable Arm [34 Mech Only]		-
	N3	Innate Ergonomic Arm [42 Mech Only]		-
FRAME FINISH	BKN	Black		-
	BRN	Birch		\$65
OPTIONS	HR	Headrest		VAR
	NL	No Lumbar		-
	LH	65mm [2.5"] Black Dual Surface Casters		\$32
	BC	65mm [2.5"] Birch Dual Surface Casters		\$32
	OHH	OH Dual Surface Casters [adjustable]		\$95
	OHC	OH Carpet Casters [adjustable]		\$63
FREIGHT OPTIONS	KD	Knocked Down		-
	BW	Blanket Wrapped - Fully Assembled [not available when Birch Casters BC option selected]		\$75
	FA	Fully Assembled in Carton		\$115
FREIGHT REQUIREMENTS	AS	Allseating Standard		-
	FQ	Special Freight Instructions [Call for Quote]		VAR
	GD	Guaranteed Delivery Date and Time [Call for Quote]		VAR

TO ORDER SIMPLY FILL IN THE BLANKS

62	0							
SERIES	BACK STYLE	CONTROL	ARM	FRAME FINISH	OPTION	FREIGHT OPTION	FREIGHT REQUIREMENTS	FABRIC CODE Please refer to allseating.com for fabric codes.

ING
ALORA
PILLOWS
ASTUTE
ATTUNE
AVES
CHROMIUM
DART
DOVE
EIGHTY-TWO
ENTAIL
EQUATION
EXCHANGE
FOSTER
INERTIA
INNATE
JIF
L1
LEVO
MANTRA
PRATA
PRESTO
RAINBOW
REQUISITE
RSS
RUHE
THERAPOD
TUCK
WATSON
YOU
ZIP



INNATE[®] MESH

DESIGN | TODD YETMAN
GSA SIN | 33721

BASE PRICE | \$1,050 62034-N2

CODE	Grade 1	Grade 2/ COM	Grade 3	Grade 4/ COL	Grade 5	Grade 6	Grade 7	Grade 8	Leather 1	Leather 2	Leather 3
62034-N2	\$1,050	\$1,071	\$1,085	\$1,103	\$1,118	\$1,146	\$1,178	\$1,213	\$1,290	\$1,324	\$1,427
62042-N3	\$1,300	\$1,321	\$1,335	\$1,353	\$1,368	\$1,396	\$1,428	\$1,463	\$1,540	\$1,574	\$1,677
Headrest	\$250	\$257	\$262	\$268	\$273	\$282	\$293	\$304	\$330	\$341	\$376

FEATURES

- 4.5" cylinder
- Molded seat foam
- Adjustable Lumbar included at no upcharge. Select NL option if No Lumbar is required
- Optional Birch frame and base features black mechanism and black carpet casters
- Integrated seat slider included for 34 and 42 Mechs
- Optional adjustable headrest [fabric will match rest of chair]

DIMENSIONS

Weight Activated Mechanism [42]

- Overall No Headrest: 37.5"-41.5" H | 26.75" W | 29" D
- Overall With Headrest: 46.5"-50.5" H | 26.75" W | 29" D
- Seat: 16.5" - 20.25" H | 19.75" W | 18.5" D [PAN] | 16.75"-18.75" [FROM LUMBAR]
- Back: 20.5" H | 17.5" W

Enhanced Synchro Tilt Mechanism [34]

- Overall No Headrest: 37.75"-41.75" H | 26.25" W | 29" D
- Overall With Headrest: 46.75"-50.75" H | 26.25" W | 29" D
- Seat: 16.75" - 20.5" H | 19.75" W | 18.5" D [PAN] | 16.75"-18.75" [FROM LUMBAR]
- Back: 20.5" H | 17.5" W

SERIES	62	Innate	QS	\$
BACK STYLE	0	Midback		-
CONTROL	34	Enhanced Synchro Tilt [Includes Integrated Seat Slider]		-
	42	Weight Activated [Includes Integrated Seat Slider]		-
ARM	N2	Innate Height and Width Adjustable Arm [34 Mech Only]		-
	N3	Innate Ergonomic Arm [42 Mech Only]		-
FRAME FINISH	BKN	Black		-
	BRN	Birch		\$65
MESH COLOR See page 22 for mesh color codes	M10	M10 Mesh		-
	M12	M12 Mesh		\$30
	M2	M2 Mesh [Bleach Cleanable]		\$68
OPTIONS	HR	Headrest		VAR
	NL	No Lumbar		-
	LH	65mm [2.5"] Black Dual Surface Casters		\$32
	BC	65mm [2.5"] Birch Dual Surface Casters		\$32
	OHH	OH Dual Surface Casters [adjustable]		\$95
	OHC	OH Carpet Casters [adjustable]		\$63
FREIGHT OPTIONS	KD	Knocked Down		-
	BW	Blanket Wrapped - Fully Assembled [not available when Birch Casters BC option selected]		\$75
	FA	Fully Assembled in Carton		\$115
FREIGHT REQUIREMENTS	AS	Allseating Standard		-
	FQ	Special Freight Instructions [Call for Quote]		VAR
	GD	Guaranteed Delivery Date and Time [Call for Quote]		VAR

NOTES

- Ships knocked down
- For BW and FA Freight Options minimum quantities apply, please check with Sales Support for details.
- This product meets the requirements set forth in ANSI/BIFMA X5.1-2011 and is warranted for users up to 350 lbs.
- AWK is a required option when the T1 arm is specified.

TO ORDER SIMPLY FILL IN THE BLANKS

62	0								
SERIES	BACK STYLE	CONTROL	ARM	FRAME FINISH	MESH COLOR	OPTION	FREIGHT OPTION	FREIGHT REQUIREMENTS	FABRIC CODE Please refer to allseating.com for fabric codes.

ING
ALORA
PILLOWS
ASTUTE
ATTUNE
AVES
CHROMIUM
DART
DOVE
EIGHTY-TWO
ENTAIL
EQUATION
EXCHANGE
FOSTER
INERTIA
INNATE
JIF
L1
LEVO
MANTRA
PRATA
PRESTO
RAINBOW
REQUISITE
RSS
RUHE
THERAPOD
TUCK
WATSON
YOU
ZIP

JIF® STOOL

DESIGN | AARON DUKE
OPEN MARKET



BASE PRICE | \$395
28060

MODEL CODE	Grade 1	Grade 2/ COM	Grade 3	Grade 4/ COL	Grade 5	Grade 6	Grade 7	Grade 8	Leather 1	Leather 2	Leather 3
UPPER	\$105	\$122	\$133	\$147	\$160	\$182	\$207	\$235	\$297	\$324	\$406
LOWER	\$290	\$338	\$368	\$409	\$445	\$508	\$579	\$659	\$833	\$911	\$1143

FEATURES

- Waterfall edge
- Optional contrast stitching
- Dual upholstery
- Handle featured in fabric specified for bottom
- Still or Sway base

SERIES	28	Jif	QS	\$
BACK STYLE	0	Standard	•	-
BASE	60	Still Base	•	VAR
	61	Sway Base	•	VAR
OPTIONS	CS	Contrast Stitching	•	-
FREIGHT OPTIONS	FA	Fully Assembled	•	-
	BW	Blanket Wrapped [25 Unit Minimum]	•	\$35
FREIGHT REQUIREMENTS	AS	Allseating Standard		-
	FQ	Special Freight Instructions (Call for Quote)		VAR
	GD	Guaranteed Delivery Date and Time (Call for Quote)		VAR

DIMENSIONS

- Overall: 17"H | 19.5"W
- COM Full – 2.5 yards
- COM Top – 0.75 yards
- COM Bottom – 2 yards

NOTES

- This product meets the requirements set forth in ANSI/BIFMA X5.1-2011 and is warranted for users up to 350 lbs.
- For Contrast Stitching on single upholstery, please provide details to order entry, otherwise Allseating will select at their discretion.

TO ORDER SIMPLY FILL IN THE BLANKS

28	-	0	-		-		-		-					
SERIES		BACK STYLE		BASE		OPTIONS <small>For additional options separate with (-) hyphen.</small>		FREIGHT OPTION		FABRIC CODE - TOP <small>Please refer to allseating.com for fabric codes.</small>		FREIGHT REQUIREMENTS		FABRIC CODE <small>Please refer to allseating.com for fabric codes.</small>



ING
ALORA
PILLOWS
ASTUTE
ATTUNE
ATLES
CHIROFORM
DART
DOVE
EIGHTY-TWO
ENTAIL
EQUATION
EXCHANGE
FOSTER
INERTIA
INMATE
JIF
L1
LEVO
MANTRA
PRATA
PRESTO
RAINBOW
REQUISITE
RSS
RUHE
THERAPOD
TUCK
WATSON
YOU
ZIP



L1[®] MIDBACK

DESIGN | ALLSEATING
GSA SIN | 33721

FEATURES

- 4.5" cylinder
- Birch frame and base features black mechanism and black carpet casters
- Molded seat foam
- Optional 2.5" seat slider
- Optional adjustable headrest [fabric matches seat]
- Optional adjustable lumbar
- Headrest and Lumbar cannot be field installed
- For arm details and travel specifications, see page 17
- Sit to counter includes height adjustable foot ring

DIMENSIONS

- Overall [Synchro Tilt]: 38.5" - 43" H | 27.5" W | 27.5" D
- Seat [Synchro Tilt]: 17.5" - 22" H | 20" W | 17.5" D
- Back: 21.5" H | 19.5" W
- COM UPH Back: 1 yd
- COM Seat: 0.75 yds
- COM Headrest: 0.25 yds

NOTES

- Ships knocked down
- For BW and FA Freight Options minimum quantities apply, please check with Sales Support for details.
- This product meets the requirements set forth in ANSI/BIFMA X5.1-2011 and is warranted for users up to 350 lbs.
- For M2 and M9 mesh see page 22 for model codes

BASE PRICE \$650											
L1024-NA											
CODE	Grade 1	Grade 2/COM	Grade 3	Grade 4/COL	Grade 5	Grade 6	Grade 7	Grade 8	Leather 1	Leather 2	Leather 3
L1024	\$650	\$671	\$685	\$703	\$718	\$746	\$778	\$813	\$890	\$924	\$1,027
UPH	\$100	\$128	\$146	\$170	\$191	\$228	\$270	\$317	\$420	\$465	\$602
HEADREST	\$80	\$87	\$92	\$98	\$103	\$112	\$123	\$134	\$160	\$171	\$206

SERIES	L1	L1	QS	\$
BACK STYLE	0	Midback	•	-
CONTROL	24	Synchro Tilt [ST]	•	-
ARM	NA	No Arm	•	-
	T1	Height Adjustable Arm	•	\$70
	CA	Fixed Conference Arm	•	\$80
	WA	Height Adjustable Arm with Sliding Armcaps	•	\$110
	PV	Pivot Arm	•	\$125
FRAME FINISH	BKN	Black	•	-
	BRN	Birch	•	\$48
BACK TYPE	M10	M10 Mesh	•	-
[See page 22 for mesh model code]	M2	M2 Mesh	•	\$68
	M9	M9 Mesh	•	\$68
	UPH	Upholstered Back [Not Available with LU or HR]	•	VAR
SEAT SIZE	MED	Medium Seat	•	-
OPTIONS	AWK	Adjustable Width Bracket Knob	•	\$30
	AB	Aluminum Base	•	\$65
	HR	Headrest [cannot be installed in field, fabric matches seat fabric, N/A with UPH]	•	VAR
	LU	Adjustable Lumbar [cannot be installed in field, N/A with UPH]	•	-
	SS	Seat Slider [Standard 2" range] [not available with SC option]	•	\$53
	LH	65mm [2.5"] Dual Surface Casters [BKN or SKN only, will match frame finish selection]	•	\$32
	G	Glides [Black Only]	•	\$30
	OHH	OH Dual Surface Casters [adjustable]	•	\$95
	OHC	OH Carpet Casters [adjustable]	•	\$63
	BC	Birch 65mm [2.5"] Dual Surface Casters [Available with birch frame only not available with Blanket Wrap]	•	\$32
	SC	Sit to Counter	•	\$138
	CF	Chrome Footring [Only Available with SC Standard Footring is Black]	•	\$20
	HS	High Cylinder 5.5" **	•	-
FREIGHT OPTIONS	KD	Knocked Down	•	-
	BW	Blanket Wrapped - Fully Assembled [not available when Birch Casters BC option selected]	•	\$75
	FA	Fully Assembled in Carton	•	\$115
FREIGHT REQUIREMENTS	AS	Allseating Standard	•	-
	FQ	Special Freight Instructions [Call for Quote]	•	VAR
	GD	Guaranteed Delivery Date and Time [Call for Quote]	•	VAR

TO ORDER SIMPLY FILL IN THE BLANKS

L1	-	0	-	24	-		-		-		-		-		-					
SERIES		BACK STYLE		CONTROL		ARM		FRAME FINISH		BACK MESH		SEAT SIZE		OPTION		FREIGHT OPTION		FREIGHT REQUIREMENTS		FABRIC CODE
Please refer to allseating.com for fabric codes.																				

ING
ALORA
PILLOWS
ASTUTE
ATTUNE
AVES
CHROMIUM
DART
DOVE
EIGHTY-TWO
ENTAIL
EQUATION
EXCHANGE
FOSTER
INERTIA
INMATE
JIF
L1
LENO
MANTRA
PRATA
PRESTO
RAINBOW
REQUISITE
RSS
RUHE
THERAPOD
TUCK
WATSON
YOU
ZIP



L1[®] HIGHBACK

DESIGN | ALLSEATING
OPEN MARKET

FEATURES

- 4.5" cylinder
- Birch frame and base features black mechanism and black carpet casters
- Molded seat foam
- Optional 2" seat slider
- Optional adjustable headrest [fabric matches seat]
- Optional adjustable lumbar
- Headrest and Lumbar cannot be field installed
- For arm details and travel specifications, see page 17
- Sit to counter includes height adjustable foot ring

DIMENSIONS

- Overall [Synchro Tilt]: 41.8" - 46.5" | 30" W | 25.6" D
- Seat [Synchro Tilt]: 17.5" - 22.1" H | 21" W | 19.25" D
- Back: 24.5" H | 20" W
- COM Seat: 1 yd
- COM UPH Back: 1.5 yds
- COM Headrest: 0.25 yds

NOTES

- Ships knocked down
- For BW and FA Freight Options minimum quantities apply, please check with Sales Support for details.
- This product meets the requirements set forth in ANSI/BIFMA X5.1-2011 and is warranted for users up to 350 lbs.
- For M2 and M9 mesh see page 22 for model codes

BASE PRICE \$690											
L1124-NA											
CODE	Grade 1	Grade 2/COM	Grade 3	Grade 4/COL	Grade 5	Grade 6	Grade 7	Grade 8	Leather 1	Leather 2	Leather 3
L1124	\$690	\$718	\$736	\$760	\$781	\$818	\$860	\$907	\$1,010	\$1,055	\$1,192
UPH	\$150	\$192	\$219	\$255	\$287	\$342	\$405	\$476	\$629	\$698	\$903
Headrest	\$80	\$87	\$92	\$98	\$103	\$112	\$123	\$134	\$160	\$171	\$206

SERIES	L1	L1	QS	\$
BACK STYLE	1	Highback		-
CONTROL	24	Synchro Tilt [ST]		-
ARM	NA	No Arm		-
	T1	Height Adjustable Arm		\$70
	CA	Fixed Conference Arm		\$80
	WA	Height Adjustable Arm with Sliding Armcaps		\$110
	PV	Pivot Arm		\$125
FRAME FINISH	BKN	Black		-
	BRN	Birch		\$48
BACK TYPE	M10	M10 Mesh		-
[See page 22 for mesh model code]	M2	M2 Mesh		\$68
	M9	M9 Mesh		\$68
SEAT SIZE	UPH	Upholstered Back [Not Available with LU or HR]		VAR
	FS	Full Seat		INCL
OPTIONS	MED	Medium Seat		-
	AWK	Adjustable Width Bracket Knob		\$30
	HR	Headrest [cannot be installed in field, fabric matches seat fabric, N/A with UPH]		VAR
	LU	Adjustable Lumbar [cannot be installed in field, N/A with UPH]		-
	SS	Seat Slider [Standard 2" range]		\$85
	AB	Aluminum Base		\$65
	G	Glides		\$30
	LH	65mm [2.5"] Dual Surface Casters [BKN or SKN only, will match frame finish selection]		\$32
	OHH	OH Dual Surface Casters [adjustable]		\$95
	OHC	OH Carpet Casters [adjustable]		\$63
FREIGHT OPTIONS	HS	High Cylinder 5.5" **		-
	KD	Knocked Down		-
	BW	Blanket Wrapped - Fully Assembled [not available when Birch Casters BC option selected]		\$75
	FA	Fully Assembled in Carton		\$115
	FQ	Special Freight Instructions [Call for Quote]		VAR
	GD	Guaranteed Delivery Date and Time [Call for Quote]		VAR

TO ORDER SIMPLY FILL IN THE BLANKS

L1	-	1	-	24	-		-	BKN	-		-		-		-			
SERIES		BACK STYLE		CONTROL		ARM		FRAME FINISH		BACK		SEAT SIZE		OPTION		FREIGHT OPTION	FREIGHT REQUIREMENTS	FABRIC CODE

Please refer to allseating.com for fabric codes.



ING
ALORA
PILLOWS
ASTUTE
ATTUNE
AVES
CHROMIUM
DART
DOVE
EIGHTY-TWO
ENTAIL
EQUATION
EXCHANGE
FOSTER
INERTIA
INMATE
JIF
L1
LEIO
MANTHA
PRATA
PRESTO
RAINBOW
REQUISITE
RES
RUHE
THERAPOD
TUCK
WATSON
YOU
ZIP



L1[®] PLUS

DESIGN | ALLSEATING
OPEN MARKET

FEATURES

- 4.5" cylinder
- Birch frame and base features black mechanism and black carpet casters
- Molded seat foam
- Optional 2" seat slider
- Optional adjustable headrest [fabric matches seat]
- Optional adjustable lumbar
- Headrest and Lumbar cannot be field installed
- For arm details and travel specifications, see page 17

DIMENSIONS

- Overall [Synchro Tilt]: 41.8" - 46.5" | 30" W | 25.6" D
- Seat [Synchro Tilt]: 17.5" - 22.1" H | 21" W | 17" D [FROM LUMBAR]
- Back: 24.5" H | 20" W
- COM Seat: 1 yd
- COM UPH Back: 1.5 yds
- COM Headrest: 0.25 yds

NOTES

- Ships knocked down
- For BW and FA Freight Options minimum quantities apply, please check with Sales Support for details.
- This product meets the requirements set forth in ANSI/BIFMA X5.1-2011 and is warranted for users up to 400 lbs.
- For M2 and M9 mesh see page 22 for model codes

BASE PRICE \$750											
L1424-NA											
CODE	Grade 1	Grade 2/COM	Grade 3	Grade 4/COL	Grade 5	Grade 6	Grade 7	Grade 8	Leather 1	Leather 2	Leather 3
L1424	\$750	\$778	\$796	\$820	\$841	\$878	\$920	\$967	\$1,070	\$1,115	\$1,252
UPH	\$150	\$192	\$219	\$255	\$287	\$342	\$405	\$476	\$629	\$698	\$903
Headrest	\$80	\$87	\$92	\$98	\$103	\$112	\$123	\$134	\$160	\$171	\$206

SERIES	L1	L1	QS	\$
BACK STYLE	4	Plus		-
CONTROL	24	Synchro Tilt [ST]		-
ARM	NA	No Arm		-
	T2	Task 2 Arm		\$115
FRAME FINISH	BKN	Black		-
BACK TYPE	M10	M10 Mesh		-
[See page 22 for mesh model code]	M2	M2 Mesh		\$68
	M9	M9 Mesh		\$68
	UPH	Upholstered Back [Not Available with LU or HR]		VAR
SEAT SIZE	FS	Full Seat		INCL
OPTIONS	AWK	Adjustable Width Bracket Knob		\$30
	HR	Headrest [cannot be installed in field, fabric matches seat fabric, N/A with UPH]		VAR
	LU	Adjustable Lumbar [cannot be installed in field, N/A with UPH]		-
	SS	Seat Slider [Standard 2" range]		\$85
	HAB	High Profile Aluminum Base		\$65
	G	Glides		\$30
	LH	65mm [2.5"] Dual Surface Casters [BKN or SKN only, will match frame finish selection]		\$32
	OHH	OH Dual Surface Casters [adjustable]		\$95
	OHC	OH Carpet Casters [adjustable]		\$63
FREIGHT OPTIONS	KD	Knocked Down		-
	BW	Blanket Wrapped - Fully Assembled [not available when Birch Casters BC option selected]		\$75
	FA	Fully Assembled in Carton		\$115
FREIGHT REQUIREMENTS	AS	Allseating Standard		-
	FQ	Special Freight Instructions [Call for Quote]		VAR
	GD	Guaranteed Delivery Date and Time [Call for Quote]		VAR

TO ORDER SIMPLY FILL IN THE BLANKS

L1	-	4	-	24	-		-	BKN	-		-	FS	-		-		-		
SERIES		BACK STYLE		CONTROL		ARM		FRAME FINISH		BACK		SEAT SIZE		OPTION		FREIGHT OPTION		FREIGHT REQUIREMENTS	FABRIC CODE Please refer to allseating.com for fabric codes.



ING
ALORA
PILLOWS
ASTUTE
ATTUNE
ATLES
CHIROFORM
DART
DOVE
EIGHTY-TWO
ENTAIL
EQUATION
EXCHANGE
FOSTER
INERTIA
INMATE
JIF
L1
LENO
MANTRA
PRATA
PRESTO
RAINBOW
REQUISITE
RSS
RUHE
THERAPOD
TUCK
WATSON
YOU
ZIP



L1[®] MIDBACK STOOL

DESIGN | ALLSEATING
OPEN MARKET

FEATURES

- 8" and 10" Cylinders Available
- Birch frame and base features black mechanism and black carpet casters
- Molded seat foam
- Optional adjustable headrest [fabric matches seat]
- Optional adjustable lumbar
- Headrest and Lumbar cannot be field installed

DIMENSIONS

- Overall 8" Stool:
43.8" - 51"H | 27.5"W | 27.5"D
- Overall 10" Stool:
45" - 55"H | 27.5"W | 27.5"D
- Seat 8": 22.8" - 30" H | 20" W | 20" D
- Seat 10": 23.8" - 33.8" H | 20" W | 20" D
- Back: 22.5" H | 19.5" W
- COM Seat: 0.75 yd
- COM Headrest: 0.25 yds

NOTES

- Ships knocked down
- For BW and FA Freight Options minimum quantities apply, please check with Sales Support for details.
- This product meets the requirements set forth in ANSI/BIFMA X5.1 and is warranted for users up to 350 lbs.
- For M2 and M9 mesh see page 22 for model codes

BASE PRICE \$730											
L1015-NA											
CODE	Grade 1	Grade 2/COM	Grade 3	Grade 4/COL	Grade 5	Grade 6	Grade 7	Grade 8	Leather 1	Leather 2	Leather 3
L1015	\$730	\$751	\$765	\$783	\$798	\$826	\$858	\$893	\$970	\$1,004	\$1,107
UPH	\$100	\$128	\$146	\$170	\$191	\$228	\$270	\$317	\$420	\$465	\$602
Headrest	\$80	\$87	\$92	\$98	\$103	\$112	\$123	\$134	\$160	\$171	\$206

SERIES	L1	L1	QS	\$
BACK STYLE	0	Midback		-
CONTROL	15	Basic Stool Package		-
ARM	NA	No Arm		-
	T1	Height Adjustable Arm		\$70
	CA	Fixed Conference Arm		\$80
	WA	Height Adjustable Arm with Sliding Armcaps		\$110
	PV	Pivot Arm		\$125
FRAME FINISH	BKN	Black		-
	BRN	Birch		\$48
BACK TYPE	10C	M10 Mesh Charcoal		-
	10N	M10 Mesh Nickel		-
	10F	M10 Mesh Fog		-
	10B	M10 Mesh Black		-
	M2	M2 Mesh		\$68
	M9	M9 Mesh		\$68
	UPH	Upholstered Back [Not Available with LU or HR]		VAR
STOOL PACKAGE	8	8" Stool Package		-
	10	10" Stool Package		\$36
OPTIONS	AWK	Adjustable Width Bracket Knob		\$30
	AB	Aluminum Base		\$65
	HR	Headrest [cannot be installed in field, fabric matches seat fabric, N/A with UPH]		VAR
	CF	Chrome Footring [Standard Footring is Black]		\$20
	LU	Adjustable Lumbar [cannot be installed in field, N/A with UPH]		-
	G	Glides [Black Only]		\$30
	LH	65mm [2.5"] Dual Surface Casters [BKN or SKN only, will match frame finish selection]		\$32
	OHH	OH Dual Surface Casters [adjustable]		\$95
	OHC	OH Carpet Casters [adjustable]		\$63
	BC	Birch 65mm [2.5"] Dual Surface Casters [Available with birch frame only not available with Blanket Wrap]		\$32
FREIGHT OPTIONS	KD	Knocked Down		-
	BW	Blanket Wrapped - Fully Assembled [not available when Birch Casters BC option selected]		\$75
	FA	Fully Assembled in Carton		\$115
FREIGHT REQUIREMENTS	AS	Allseating Standard		-
	FQ	Special Freight Instructions [Call for Quote]		VAR
	GD	Guaranteed Delivery Date and Time [Call for Quote]		VAR

TO ORDER SIMPLY FILL IN THE BLANKS

L1	-	0	-	15	-		-		-		-		-		-					
SERIES		BACK STYLE		CONTROL		ARM + ARM CAP		FRAME FINISH		BACK MESH		OPTION [BASE]		OPTION		FREIGHT OPTION		FREIGHT REQUIREMENTS		FABRIC CODE
Please refer to allseating.com for fabric codes.																				



ING
ALORA
PILLOWS
ASTUTE
ATTUNE
AVES
CHIROFORM
DART
DOVE
EIGHTY-TWO
ENTAIL
EQUATION
EXCHANGE
FOSTER
INERTIA
INMATE
JIF
L1
LEVO
MANTRA
PRATA
PRESTO
RAINBOW
REQUISITE
RSS
RUHE
THERAPOD
TUCK
WATSON
YOU
ZIP



LEVO® MIDBACK

DESIGN | FIG 40
OPEN MARKET

BASE PRICE | \$798
47040-NA

Grade 1	Grade 2/ COM	Grade 3	Grade 4/COL	Grade 5	Grade 6	Grade 7	Grade 8	Leather 1	Leather 2	Leather 3
\$798	\$819	\$833	\$851	\$866	\$894	\$926	\$961	\$1,038	\$1,072	\$1,175

FEATURES

- 4.5" cylinder.
- Black, Smoke or Birch frame and base
- Molded seat foam with stitched upholstery detail
- Y-shaped back and 3-point pivot system supports every move
- Proprietary hands-on back adjustment system, providing lumbar support at 5 intervals
- For arm details and travel specifications, see page 16
- Birch frame features black mechanism and black carpet casters
- Sit to counter includes height adjustable foot ring

DIMENSIONS

- Overall [Synchro Tilt]: 38.5" - 43" H | 27.5" W | 27.5" D
- Seat [Synchro Tilt]: 15.5" - 20" H | 20" W | 20" D
- Back: 22" H | 19.5" W
- COM Seat: 0.75 yd

NOTES

- Ships knocked down
- For BW and FA Freight Options minimum quantities apply, please check with Sales Support for details.
- Tension is adjustable on OHC and OHH casters to accommodate various surfaces
- This product meets the requirements set forth in
- ANSI/BIFMA X5.1-2011 and is warranted for users up to 325 lbs.
- If requiring a 3" seat slider, one can be specified with the Synchro Tilt [ST 40] mechanism only, please specify with code SE rather than SS.
- *Arms, base and casters will match frame finish selection.
- **Base and casters will be substituted when HS option or Stool Package is selected.
- For mesh model code see page 22.

SERIES	47	Levo	QS	\$
BACK STYLE	0	Midback	•	-
CONTROL	40	Synchro Tilt [ST]	•	-
	46	Dynamic Synchro w/ Seat Slider (Self-Weighted)	•	\$85
	89	Basic Synchro Tilt [BST]	•	-\$78
ARM	NA	No Arm	•	-
	L2	Dual Function Arm [Not Available with AWK or AWL]	•	\$95
	T2	Task 2 Arm [Configured with L2 Arm Pad]	•	\$115
	4D	4 Dimensional Arm	•	\$130
	T7	Ergonomic Task Arm [Includes AWK]	•	\$295
FRAME FINISH*	BKN	Black	•	-
	SKN	Smoke [not available with T7 arm]	•	\$48
	BRN	Birch [not available with 4D arm]	•	\$48
BACK MESH	M1	M1 Mesh	•	-
[see page 22 for codes]	M9	M9 Mesh	•	\$63
OPTIONS	SC	Sit to Counter [Synchro Tilt only]	•	\$138
	CF	Chrome Footring [Only Available with SC Standard Footring is Black]	•	\$20
	SS	Seat Slider [Standard 2.5" range; not available with SC option]	•	85
	LH	65mm [2.5"] Hard Surface Casters [BKN or SKN only]	•	32
	BC	Birch 65mm [2.5"] Dual Surface Casters [Cannot be shipped BW]	•	32
	G	Glides	•	30
	OHH	OH Hard Surface Casters [adjustable]	•	95
	OHC	OH Carpet Casters [adjustable]	•	63
	AWK	Adjustable Width Bracket Knob	•	30
	AWL	Adjustable Width Bracket Lever	•	\$40
	HS	High Cylinder 5.5"	•	-
	AB	Aluminum Base	•	\$65
FREIGHT OPTIONS	KD	Knocked Down	•	-
	BW	Blanket Wrapped - Fully Assembled [25 Units Minimum]	•	\$75
	FA	Fully Assembled in Carton [25 Unit Minimum]	•	\$115
FREIGHT REQUIREMENTS	AS	Allseating Standard	•	-
	FQ	Special Freight Instructions [Call for Quote]		VAR
	GD	Guaranteed Delivery Date and Time [Call for Quote]		VAR

TO ORDER SIMPLY FILL IN THE BLANKS

47	0								
SERIES	BACK STYLE	CONTROL	ARM	FRAME FINISH	BACK MESH	OPTIONS For additional options separate with (-) hyphen.	FREIGHT OPTION	FREIGHT REQUIREMENTS	FABRIC CODE Please refer to allseating.com for fabric codes.



ING
ALORA
PILLOWS
ASTUTE
ATTUNE
ATLES
CHIROFORM
DART
DOVE
EIGHTY-TWO
ENTAIL
EQUATION
EXCHANGE
FOSTER
INERTIA
INMATE
JIF
L1
LEVO
MANTRA
PRATA
PRESTO
RAINBOW
REQUISITE
RSS
RUHE
THERAPOD
TUCK
WATSON
YOU
ZIP



LEVO[®] STOOL

DESIGN | FIG 40
OPEN MARKET

BASE PRICE \$866										
47019-NA										
Grade 1	Grade 2/ COM	Grade 3	Grade 4/COL	Grade 5	Grade 6	Grade 7	Grade 8	Leather 1	Leather 2	Leather 3
\$866	\$887	\$901	\$919	\$934	\$962	\$994	\$1,029	\$1,106	\$1,140	\$1,243

FEATURES

- 4.5" cylinder.
- Black, Smoke or Birch frame and base
- Molded seat foam with stitched upholstery detail
- Y-shaped back and 3-point pivot system supports every move
- Proprietary hands-on back adjustment system, providing lumbar support at 5 intervals
- For arm details and travel specifications, see page 16
- Birch frame features black mechanism and black carpet casters
- Includes height adjustable foot ring

DIMENSIONS

- Overall 8" [Synchro Tilt]: 43.25" - 50.75" H | 27.5" W | 27.5" D
- Seat 8" [Synchro Tilt]: 20.25" - 27.75" H | 20" W | 20" D
- Overall 10" [Synchro Tilt]: 43.5" - 53.75" H | 27.5" W | 27.5" D
- Seat 10" [Synchro Tilt]: 20.5" - 30.75" H | 20" W | 20" D
- Back: 22" H | 19.5" W
- COM Seat: 0.75 yd

NOTES

- Ships knocked down
- For BW and FA Freight Options minimum quantities apply, please check with Sales Support for details.
- Tension is adjustable on OHC and OHH casters to accommodate various surfaces
- This product meets the requirements set forth in ANSI/BIFMA X5.1-2011 and is warranted for users up to 325 lbs.
- If requiring a 3" seat slider, one can be specified with the Synchro Tilt [ST 40] mechanism only, please specify with code SE rather than SS.
- *Arms, base and casters will match frame finish selection.
- **Base and casters will be substituted when HS option or Stool Package is selected.
- For mesh model code see page 22.

SERIES	47	Levo	QS	\$
BACK STYLE	0	Midback		-
CONTROL	19	Basic Stool Package		-
ARM	NA	No Arm		-
	L2	Dual Function Arm [Not Available with AWL]		\$95
	T2	Task 2 Arm [Configured with L2 Arm Pad]		\$115
	4D	4 Dimensional Arm		\$130
FRAME FINISH*	BKN	Black		-
	SKN	Smoke		\$48
	BRN	Birch [available with NA or L2 arms only]		\$48
BACK MESH [see page 22 for codes]	M1	M1 Mesh		-
	M9	M9 Mesh		\$63
OPTIONS [STOOL]	8	8" Stool Package		-
	10	10" Stool Package [BKN only, base and casters will be substituted]		\$36
	H	Dual Surface Casters [BKN only 10" Stool Only]		\$30
	LH	65mm [2.5"] Hard Surface Casters [BKN or SKN only 8" Stool Only]		\$32
	BC	Birch 65mm [2.5"] Dual Surface Casters [N/A with BW or 10" Stool]		\$32
	CF	Chrome Footring [Standard Footring is Black]		\$20
	OHH	OH Hard Surface Casters [adjustable 8" Stool Only]		\$95
	OHC	OH Carpet Casters [adjustable 8" Stool Only]		\$63
	AWL	Adjustable Width Bracket Lever		\$40
	G	Glides		\$30
FREIGHT OPTIONS	AB	Aluminum Base [8" Stool Only]		\$65
	KD	Knocked Down		-
	BW	Blanket Wrapped - Fully Assembled [25 Units Minimum]		\$75
FREIGHT REQUIREMENTS	FA	Fully Assembled in Carton [25 Unit Minimum]		\$115
	AS	Allseating Standard		-
	FQ	Special Freight Instructions [Call for Quote]		VAR
	GD	Guaranteed Delivery Date and Time [Call for Quote]		VAR

TO ORDER SIMPLY FILL IN THE BLANKS

47	-	0	-	19	-		-		-		-		-		-		
SERIES		BACK STYLE		CONTROL		ARM		FRAME FINISH		BACK MESH		OPTIONS For additional options separate with (-) hyphen.		FREIGHT OPTION		FREIGHT REQUIREMENTS	FABRIC CODE Please refer to allseating.com for fabric codes.



ING
ALORA
PILLOWS
ASTUTE
ATTUNE
ATLES
CHIROFORM
DART
DOVE
EIGHTY-TWO
ENTAIL
EQUATION
EXCHANGE
FOSTER
INERTIA
INMATE
JIF
L1
LEVO
MANTRA
PRATA
PRESTO
RAINBOW
REQUISITE
RSS
RUHE
THERAPOD
TUCK
WATSON
YOU
ZIP

MANTRA® LOWBACK

DESIGN | ALLSEATING
GSA SIN | 33721



FEATURES

- Inspired by a Lemniscate, the mathematical symbol for infinity, Mantra's distinctive Lemni Arm is an integral part of the chair that connects the seat, back, and arms all together.
- 3.5" Cylinder
- Reinforced nylon base in black, birch, or polished aluminum
- Available in 2 frame finishes, black or birch | Nylon base will match
- Optional polyurethane inlay for aluminum arm [will match frame finish selection]
- Swivel with auto return comes standard with lounge base
- Brass paint finish only available with lounge base
- Upholstered Insert required on Lowback models and must be included in the model code

DIMENSIONS

- Overall [Lounge Base]: 29"H | 29"W | 29"D
- Overall [Basic Tilt]: 27"-31"H | 29"W | 29"D
- Overall [Enhanced Tilt]: 27"-31"H | 29"W | 29"D
- Overall [Knee Tilt]: 28.25"-31.25"H | 29"W | 29"D
- Seat [Lounge Base]: 17.75"H | 20.5"W | 17.5"D
- Seat [Basic Tilt]: 15"-19"H | 20.5"W | 17.5"D
- Seat [Enhanced Tilt]: 15"-19"H | 20.5"W | 17.5"D
- Seat [Knee Tilt]: 16.25"-19.25"H | 20.5"W | 17.5"D
- Back: 14.2"H | 19"W
- COM Seat + Lower Back: 1.25 yds
- Com UPH Insert: 0.25 yds

NOTES

- This product meets the requirements set forth in ANSI/BIFMA X5.1-2011 and is warranted for users up to 350 lbs.

BASE PRICE \$1,235											
44257-AA											
CODE	Grade 1	Grade 2/COM	Grade 3	Grade 4/COL	Grade 5	Grade 6	Grade 7	Grade 8	Leather 1	Leather 2	Leather 3
44257-AA	\$1,190	\$1,225	\$1,248	\$1,278	\$1,304	\$1,350	\$1,403	\$1,461	\$1,589	\$1,646	\$1,818
UPH Insert [Required]	\$45	\$52	\$57	\$63	\$68	\$77	\$88	\$99	\$125	\$136	\$171

SERIES	44	Mantra	QS	\$	
BACK STYLE	2	Lowback		-	
CONTROL	00	No Mech [Wood Base Only]		-	
	57	Basic Tilt		-	
	15	Enhanced Tilt		\$100	
	35	Knee Tilt		\$125	
ARM	70	Swivel with Auto Return [Lounge Base only]		\$100	
	AA	Aluminum Lemni Arm		-	
	AP	Aluminum Lemni Arm with Poly Inlay		\$60	
	BA	Brass Lemni Arm [Lounge or Wood Base Only]		\$165	
	BP	Brass Lemni Arm with Poly Inlay [Lounge or Wood Base Only]		\$225	
FRAME FINISH	MA	Matte Black Aluminum Lemni Arm [N/A with Lounge Base]		\$75	
	MP	Matte Black Aluminum Lemni Arm with Poly Inlay [N/A with Lounge Base]		\$135	
	BKP	Black Polypropelene		-	
	BRP	Birch Polypropelene		\$48	
	BASE	LB	Lounge Base [70 Mech Only Will Match Arm Finish N/A in Black]		-
HAB		Aluminum Base [Only Available with 57, 15, and 35 Mechs]		\$65	
HBB		Matte Black Aluminum Base [Only Available with 57, 15, and 35 Mechs]		\$65	
LA		Wood Base Bleached Ash [00 Mech Only]		\$495	
LM		Wood Base Light Ash [00 Mech Only]		\$495	
LD		Wood Base Dark Ash [00 Mech Only]		\$495	
OPTIONS	AR	Auto Return Cylinder [Available With 57, 15, and 35 mech]		\$82	
	UPH	Upholstered Insert [Required]		VAR	
	OHH	OH Dual Surface Casters [Adjustable]		\$95	
	OHC	OH Carpet Casters [Adjustable]		\$63	
	LH	65mm [2.5"] Dual Surface Casters		\$32	
	BC	Birch Dual Surface Casters [not available with BW]		\$32	
	FREIGHT OPTIONS	FA	Fully Assembled in Carton		-
		BW	Blanket Wrapped - Fully Assembled [25 unit minimum]		\$75
FREIGHT REQUIREMENTS	AS	Allseating Standard		-	
	FQ	Special Freight Instructions (Call for Quote)		VAR	
	GD	Guaranteed Delivery Date and Time (Call for Quote)		VAR	

TO ORDER SIMPLY FILL IN THE BLANKS

44	-	2	-		-		-		-		-		-		-	
SERIES		BACK STYLE		CONTROL		ARM		FRAME FINISH		OPTIONS For additional options separate with (-) hyphen.		FREIGHT OPTION		FREIGHT REQUIREMENTS		FABRIC CODE Please refer to allseating.com for fabric codes.

ING
ALORA
PILLOWS
ASTUTE
ATTUNE
AVES
CHROMIUM
DART
DOVE
EIGHTY-TWO
ENTAIL
EQUATION
EXCHANGE
FOSTER
INERTIA
INMATE
JIF
L1
LENO
MANTRA
PATA
PRESTO
RAINBOW
REQUISITE
RSS
RUHE
THERAPOD
TUCK
WATSON
YOU
ZIP



MANTRA® MIDBACK

DESIGN | ALLSEATING
GSA SIN | 33721

BASE PRICE \$1,240											
44057-AA											
CODE	Grade 1	Grade 2/ COM	Grade 3	Grade 4/ COL	Grade 5	Grade 6	Grade 7	Grade 8	Leather 1	Leather 2	Leather 3
44057-AA	\$1,240	\$1,289	\$1,321	\$1,363	\$1,399	\$1,464	\$1,538	\$1,620	\$1,799	\$1,879	\$2,119
UPH INSERT [Optional]	\$45	\$52	\$57	\$63	\$68	\$77	\$88	\$99	\$125	\$136	\$171

FEATURES

- Inspired by a Lemniscate, the mathematical symbol for infinity, Mantra's distinctive Lemni Arm is an integral part of the chair that connects the seat, back, and arms all together.
- 3.5" Cyinder
- Matching lower and upper upholstery with the choice for contrasting upholstered insert
- Available in 2 frame finishes, black or birch | Nylon base will match
- Optional polyurethane inlay for aluminum arm [will match frame finish selection]
- Swivel with auto return comes standard with lounge base
- Upholstered Insert is optional on Midback models

DIMENSIONS

- Overall [Basic Tilt]: 35"-38.5"H | 29"W | 29"D
- Overall [Enhanced Tilt]: 35"-38.5"H | 29"W | 29"D
- Overall [Knee Tilt]: 36"-39"H | 29"W | 29"D
- Seat [Basic Tilt]: 15"-19"H | 20.5"W | 17.5"D
- Seat [Enhanced Tilt]: 15.5"-19"H | 20.5"W | 17.5"D
- Seat [Knee Tilt]: 16.25"-19.25"H | 20.5"W | 17.5"D
- Back: 22.5"H | 19"W
- COM Seat, Lower + Upper Back: 1.75 yds
- Com UPH Insert: 0.25 yds

NOTES

- This product meets the requirements set forth in ANSI/BIFMA X5.1-2011 and is warranted for users up to 350 lbs.
- For Contrast Stitching on single upholstery, please provide details to order entry, otherwise Allseating will select at their discretion.

SERIES	44	Mantra	QS	\$	
BACK STYLE	0	Midback		-	
CONTROL	00	No Mech [Wood Base Only]		-	
	57	Basic Tilt		-	
	15	Enhanced Tilt		\$100	
	35	Knee Tilt		\$125	
	70	Swivel with Auto Return [includes Lounge Base]		\$100	
ARM	AA	Aluminum Lemni Arm		-	
	AP	Aluminum Lemni Arm with Poly Inlay		\$60	
	MA	Matte Black Aluminum Lemni Arm		\$75	
	MP	Matte Black Aluminum Lemni Arm with Poly Inlay		\$135	
FRAME FINISH	BKP	Black Polypropelene		-	
	BRP	Birch Polypropelene		\$48	
BASE	LB	Lounge Base [70 Mech Only]		-	
	HAB	Aluminum Base [Not Available With 70 Mech]		\$65	
	HBB	Matte Black Aluminum Base [Not Available with 70 Mech]		\$65	
	LA	Wood Base Bleached Ash [00 Mech Only]		\$495	
	LM	Wood Base Light Ash [00 Mech Only]		\$495	
	LD	Wood Base Dark Ash [00 Mech Only]		\$495	
OPTIONS	AR	Auto Return Cylinder [available with 57, 15, and 35 mech]		\$82	
	UPH	Upholstered Insert		VAR	
	OHH	OH Hard Surface Casters [adjustable]		\$95	
	OHC	OH Carpet Casters [adjustable]		\$63	
	LH	65mm [2.5"] Dual Surface Casters		\$32	
	BC	Birch Dual Surface Casters [not available with BW]		\$32	
	FREIGHT OPTIONS	FA	Fully Assembled		-
		BW	Blanket Wrapped - Fully Assembled [25 unit minimum]		\$75
FREIGHT REQUIREMENTS	AS	Allseating Standard		-	
	FQ	Special Freight Instructions (Call for Quote)		VAR	
	GD	Guaranteed Delivery Date and Time (Call for Quote)		VAR	

TO ORDER SIMPLY FILL IN THE BLANKS

44	-	0	-		-		-		-		-		-	
SERIES		BACK STYLE		CONTROL		ARM		FRAME FINISH		OPTIONS <small>For additional options separate with (-) hyphen.</small>		FREIGHT OPTION		FREIGHT REQUIREMENTS
														FABRIC CODE <small>Please refer to allseating.com for fabric codes.</small>

ING
ALORA
PILLOWS
ASTUTE
ATTUNE
AVES
CHIROFORM
DART
DOVE
EIGHTY-TWO
ENTAIL
EQUATION
EXCHANGE
FOSTER
INERTIA
INMATE
JIF
L1
LEVO
MANTRA
PRATA
PRESTO
RAINBOW
REQUISITE
RSS
RUHE
THERAPOD
TUCK
WATSON
YOU
ZIP

PRATA® LOWBACK

DESIGNER: CARL GUSTAV MAGNUSSON
GSA SIN | 33721



FEATURES

- 4" Cylinder
- Fully upholstered and offers choice of 3 different fabrics for inner, outer, and seat cushion
- Optional contrast elbow patch to match seat cushion or outer upholstery
- Features polished aluminum base with self-weighted tilting mechanism and integrated controls
- Optional lounge base in polished aluminum
- Inner and outer back fabric can be different, please contact Sales Support to ensure the fabrics are compatible.

DIMENSIONS

- Overall: 27.5" - 31.5"H | 27.7"W | 27.7"D
- Seat: 14.8" - 18.8"H | 19.7"W | 19.3"D
- Seat [High Cylinder]: 17.8" - 21.1"H | 19.7"
- Back: 15.6"H | 19.6"W
- COM Body [Back+Arms]: 1.75 yds
- COM Seat Cushion: 0.75 yds
- COM Full: 2.25 yds

NOTES

- Ships fully assembled
- This product meets the requirements set forth in ANSI/BIFMA X5.1-2011 and is warranted for users up to 350lbs

BASE PRICE \$1,790											
36226											
CODE	Grade 1	Grade 2/COM	Grade 3	Grade 4/COL	Grade 5	Grade 6	Grade 7	Grade 8	Leather 1	Leather 2	Leather 3
SEAT	\$572	\$593	\$607	\$625	\$640	\$668	\$700	\$735	\$812	\$846	\$949
BACK/ARMS	\$1,144	\$1,186	\$1,213	\$1,249	\$1,281	\$1,336	\$1,399	\$1,470	\$1,623	\$1,692	\$1,897

SERIES	36	Prata	QS	\$
BACK STYLE	2	Lowback		-
CONTROL	26	Self Weighted Tilt		-
BASE	CB	Aluminum Conference Base		-
	BB	Black Aluminum Conference Base		\$65
	LB	Lounge Base		\$52
OPTIONS	AR	Auto Return Cylinder Lounge Base Only		\$82
	HS	High Seat Cylinder		-
	E1	Contrast Elbow Patch Matches Seat Cushion		-
	LC	65mm [2.5"] Carpet Casters [Black]		-
	LH	65mm [2.5"] Dual Surface Casters [Black]		\$32
	SH	65mm [2.5"] Dual Surface Casters [Smoke]		\$42
	SK	65mm [2.5"] Carpet Casters [Smoke]		\$10
	BC	65mm [2.5"] Dual Surface Casters [Birch]		\$42
	OHC	OH Carpet Casters [adjustable]		\$63
	OHH	OH Dual Surface Casters [adjustable]		\$95
FREIGHT OPTIONS	FA	Fully Assembled in Carton		-
FREIGHT REQUIREMENTS	AS	Allseating Standard		-
	FQ	Special Freight Instructions (Call for Quote)		VAR
	GD	Guaranteed Delivery Date and Time (Call for Quote)		VAR

TO ORDER SIMPLY FILL IN THE BLANKS

36	-	2	-	26	-	LB	-	<input type="text"/>	-	<input type="text"/>	-	<input type="text"/>	-	<input type="text"/>
SERIES		BACK STYLE		CONTROL		BASE		OPTIONS For additional options separate with (-) hyphen.		FREIGHT OPTION		FREIGHT REQUIREMENTS		FABRIC CODE Please refer to allseating.com for fabric codes.



PRATA® MIDBACK

DESIGNER: CARL GUSTAV MAGNUSSON
GSA SIN | 33721

BASE PRICE \$1,825											
36026											
CODE	Grade 1	Grade 2/ COM	Grade 3	Grade 4/ COL	Grade 5	Grade 6	Grade 7	Grade 8	Leather 1	Leather 2	Leather 3
SEAT	\$572	\$593	\$607	\$625	\$640	\$668	\$700	\$735	\$812	\$846	\$949
BACK/ARMS	\$1,253	\$1,309	\$1,345	\$1,393	\$1,435	\$1,509	\$1,593	\$1,687	\$1,892	\$1,983	\$2,257

FEATURES

- 4" Cylinder
- Fully upholstered and offers choice of 3 different fabrics for inner, outer, and seat cushion
- Optional contrast elbow patch to match seat cushion or outer upholstery
- Features polished aluminum base with self-weighted tilting mechanism and integrated controls
- Optional lounge base in polished aluminum
- Inner and outer back fabric can be different, please contact Sales Support to ensure the fabrics are compatible.

DIMENSIONS

- Overall: 33.5" - 37.5"H | 27.7"W | 27.7"D
- Seat: 14.8" - 18.8"H | 19.7"W | 18.5"D
- Seat [High Cylinder]: 17.8"-21.1"H | 19.7"
- Back: 21.1"H | 19.6"W
- COM Body [Back+Arms]: 2yds
- COM Seat Cushion: 0.75 yds
- COM Full: 2.75 yds

SERIES	36	Prata	QS	\$
BACK STYLE	0	Midback		-
CONTROL	26	Self Weighted Tilt		-
BASE	CB	Aluminum Conference Base		-
	BB	Matte Black Aluminum Conference Base		\$65
	LB	Lounge Base		\$52
OPTIONS	AR	Auto Return Cylinder Lounge Base Only		\$82
	HS	High Seat Cylinder		-
	E1	Contrast Elbow Patch Matches Seat Cushion		-
	LC	65mm [2.5"] Carpet Casters [Black]		-
	LH	65mm [2.5"] Dual Surface Casters [Black]		\$32
	SH	65mm [2.5"] Dual Surface Casters [Smoke]		\$42
	SK	65mm [2.5"] Carpet Casters [Smoke]		\$10
	BC	65mm [2.5"] Dual Surface Casters [Birch]		\$42
	OHC	OH Carpet Casters [adjustable]		\$63
	OHH	OH Dual Surface Casters [adjustable]		\$95
FREIGHT OPTIONS	FA	Fully Assembled in Carton		-
FREIGHT REQUIREMENTS	AS	Allseating Standard		-
	FQ	Special Freight Instructions (Call for Quote)		VAR
	GD	Guaranteed Delivery Date and Time (Call for Quote)		VAR

NOTES

- Ships knocked down
- This product meets the requirements set forth in ANSI/BIFMA X5.1-2011 and is warranted for users up to 350lbs.

TO ORDER SIMPLY FILL IN THE BLANKS

36	-	0	-	26	-	LB	-		-		-		-	
SERIES		BACK STYLE		CONTROL		BASE		OPTIONS		FREIGHT OPTION		FREIGHT REQUIREMENTS		FABRIC CODE
								For additional options separate with (-) hyphen.						Please refer to allseating.com for fabric codes.



PRESTO® MIDBACK

DESIGN | ALLSEATING
GSA SIN | 33721

BASE PRICE \$695										
52030-NA										
Grade 1	Grade 2/ COM	Grade 3	Grade 4/COL	Grade 5	Grade 6	Grade 7	Grade 8	Leather 1	Leather 2	Leather 3
\$695	\$744	\$776	\$818	\$854	\$919	\$993	\$1,075	\$1,254	\$1,334	\$1,574

FEATURES

- 3.5 or 5.5" cylinder (depending on options selected)
- Composite base
- Molded seat foam
- For arm features and travel specifications, see page 16
- Carpet casters

DIMENSIONS

- Overall [Basic Posture]: 37.5"-41"H | 28"W | 28"D
- Overall [Posture Back]: 36"-49.5"H | 28"W | 28"D
- Overall [Synchro Tilt]: 37.5"-41"H | 28"H | 28"D
- Overall [Deluxe Tilt J-Bar]: 38.25"-41.75"H | 28"W | 28"D
- Overall [Value Plus]: 38.25"-41.75"H | 28"W | 28"D
- Seat [Basic Posture]: 15"-18.5"H | 20"W | 20"D
- Seat [Posture Back]: 14.75"-18.25"H | 20"W | 20"D
- Seat [Synchro Tilt]: 15"-18.5"H | 20"W | 20"D
- Seat [Deluxe Tilt J-Bar]: 15.5"-19"H | 20"W | 20"D
- Seat [Value Plus]: 16.5"-20"H | 20"W | 20"D
- Back: 20"H | 17.5"W
- COM: 1.75 yards

NOTES

- Ships knocked down.
- For BW and FA freight options, minimum quantities apply, please check with Sales Support for details.
- Tension is adjustable on OHC and OHH casters to accommodate various surfaces
- All other features are dependant on the control specified. Please refer to Control Choice on page 8 for full description of available features.
- This product meets the requirements set forth in ANSI/BIFMA X5.1-2011 and is warranted for users up to 350 lbs.
- Dimensions are dependant on options selected. Product can be configured to comply with BIFMA G1-2002 Guidelines.
- All other features are dependant on the control specified. Please refer to Control Choice.
- *AWL | Option is not available with ATD, ATK or ATO arms.

SERIES	52	Presto	QS	\$
BACK STYLE	0	Midback	•	-
CONTROL	30	Posture Back [P]	•	-
	40	Synchro-Tilt [ST]	•	-
	80	Deluxe Tilt J-Bar [DJ]	•	\$110
	90	Value Plus [VP]	•	\$140
ARM	NA	No Arm	•	-
	ATD	Adjustable T Arm Diamond Arm Cap*	•	\$70
	ATK	Adjustable T Arm Kidney Arm Cap*	•	\$70
	ATO	Adjustable T Arm Oval Arm Cap*	•	\$70
	4D	4 Dimensional Arm	•	\$130
	MF	Multi-Functional Arm [Width Adjustment Not Included]	•	\$158
	DA	Drop Away Arm		\$175
OPTIONS	AWK	Adjustment Width Brackets [Knob]	•	\$30
	AWL	Adjustment Width Brackets [Lever][Not Available with DA Arms]	•	\$40
	LU	Lumbar	•	\$90
	LH	Dual Surface Casters	•	\$32
	G	Glides		\$30
	OHH	OH Dual Surface Casters [adjustable]	•	\$95
	OHC	OH Carpet Casters [adjustable]	•	\$63
	BU	Bumper Trim	•	\$30
	BN	Ballistic Nylon Back	•	\$48
	SS	Seat Slider: Posture Back	•	N/A
	SS	Seat Slider: Synchro-Tilt [2.5" range]	•	\$85
	SS	Seat Slider: Deluxe Tilt J-Bar [2.5" range]	•	\$85
	SS	Seat Slider: Value Plus [2.5" range]	•	INCL
	LS	Low Seat Height with 5" Travel*	•	\$53
	CL	CAL TB133		\$95
FREIGHT OPTIONS	KD	Knocked Down		-
	BW	Blanket Wrapped - Fully Assembled [25 Unit Minimum]		\$75
	FA	Fully Assembled in Carton [25 Unit Minimum]		\$115
FREIGHT REQUIREMENTS	AS	Allseating Standard		-
	FQ	Special Freight Instructions [Call for Quote]		VAR
	GD	Guaranteed Delivery Date and Time [Call for Quote]		VAR

TO ORDER SIMPLY FILL IN THE BLANKS

52	0						
SERIES	BACK STYLE	CONTROL	ARM	OPTIONS For additional options separate with (-) hyphen.	FREIGHT OPTION	FREIGHT REQUIREMENTS	FABRIC CODE Please refer to allseating.com for fabric codes.

ING
ALORA
PILLOWS
ASTUTE
ATTUNE
AVES
CHROMIUM
DART
DOVE
EIGHTY-TWO
ENTAIL
EQUATION
EXCHANGE
FOSTER
INERTIA
INMATE
JIF
L1
LENO
MANTRA
PRATA
PRESTO
RAINBOW
REQUISITE
RSS
RUHE
THERAPOD
TUCK
WATSON
YOU
ZIP

PRESTO® 24:7 MIDBACK

DESIGN | ALLSEATING
GSA SIN | 33721



FEATURES

- 5.5" heavy duty cylinder
- Composite base
- Memory foam
- For arm features and travel specifications, see page 16
- Carpet casters

DIMENSIONS

- Overall: 38"- 41.5"H | 27"W | 27"D
- Seat: 15"- 18.5"H | 20"W | 20"D
- Back: 20"H | 17.5"W
- COM: 1.75 yds

NOTES

- Ships knocked down.
- For BW and FA freight options, minimum quantities apply, please check with Sales Support for details.
- Tension is adjustable on OHC and OHH casters to accommodate various surfaces
- All other features are dependant on the control specified. Please refer to Control Choice on page 8 for full description of available features.
- This product meets the requirements set forth in ANSI/ BIFMA X5.1-2011 and is warranted for users up to 350 lbs.
- Dimensions are dependant on options selected. Product can be configured to comply with BIFMA G1-2002 Guidelines.
- *AWL | Option is not available with ATD, ATK or ATO arms.

BASE PRICE \$1,045										
52011-NA										
Grade 1	Grade 2/COM	Grade 3	Grade 4/COL	Grade 5	Grade 6	Grade 7	Grade 8	Leather 1	Leather 2	Leather 3
\$1,045	\$1,094	\$1,126	\$1,168	\$1,204	\$1,269	\$1,343	\$1,425	\$1,604	\$1,684	\$1,924

SERIES	52	Presto 24:7	QS	\$
BACK STYLE	0	Midback	•	-
CONTROL	11	Deluxe Tilter Heavy Duty [DJ/DH]	•	-
ARM	NA	No Arm	•	-
	ATD	Adjustable T Arm Diamond Arm Cap*	•	\$70
	ATK	Adjustable T Arm Kidney Arm Cap*	•	\$70
	ATO	Adjustable T Arm Oval Arm Cap*	•	\$70
	4D	4 Dimensional Arm	•	\$130
	MF	Multi-Functional Arm [Width Adjustment Not Included]	•	\$158
	DA	Drop Away Arm	•	\$175
OPTIONS	AWK	Adjustment Width Brackets [Knob]	•	\$30
	AWL	Adjustment Width Brackets [Lever][Not Available with DA Arms]	•	\$40
	LU	Lumbar	•	\$90
	H	Hard Surface Casters	•	\$30
	G	Glides	•	\$30
	OHH	OH Dual Surface Casters [adjustable]	•	\$95
	OHC	OH Carpet Casters [adjustable]	•	\$63
	BU	Bumper Trim	•	\$30
	BN	Ballistic Nylon Back	•	-
	SS	Seat Slider [2.5" range]	•	\$85
	LS	Low Seat Height with 5" Travel*	•	\$53
	CL	CAL TB133	•	\$95
FREIGHT OPTIONS	KD	Knocked Down	•	-
	BW	Blanket Wrapped - Fully Assembled [25 Unit Minimum]	•	\$75
	FA	Fully Assembled in Carton [25 Unit Minimum]	•	\$115
FREIGHT REQUIREMENTS	AS	Allseating Standard	•	-
	FQ	Special Freight Instructions [Call for Quote]	•	VAR
	GD	Guaranteed Delivery Date and Time [Call for Quote]	•	VAR

TO ORDER SIMPLY FILL IN THE BLANKS

52	-	0	-	11	-		-		-		-		-	
SERIES		BACK STYLE		CONTROL		ARM		OPTIONS		FREIGHT OPTION		FREIGHT REQUIREMENTS		FABRIC CODE
								For additional options separate with (-) hyphen.						Please refer to allseating.com for fabric codes.

ING
ALORA
PILLOWS
ASTUTE
ATTUNE
ATLES
CHIROFORM
DART
DOVE
EIGHTY-TWO
ENTAIL
EQUATION
EXCHANGE
FOSTER
INERTIA
INMATE
JIF
L1
LEVO
MANTRA
PRATA
PRESTO
RAINBOW
REQUISITE
RSS
RUHE
THERAPOD
TUCK
WATSON
YOU
ZIP

PRESTO® PETITE

DESIGN | ALLSEATING
GSA SIN | 33721



BASE PRICE \$670										
52230-NA										
Grade 1	Grade 2/ COM	Grade 3	Grade 4/COL	Grade 5	Grade 6	Grade 7	Grade 8	Leather 1	Leather 2	Leather 3
\$670	\$712	\$739	\$775	\$807	\$862	\$925	\$996	\$1,149	\$1,218	\$1,423

FEATURES

- 3.5" cylinder
- Composite base
- Molded seat foam
- For arm features and travel specifications, see page 16
- Carpet casters
- Stool includes height adjustable foot ring

DIMENSIONS

- Overall [Basic Posture]: 36"-39.5"H | 28"W | 28"D
- Overall [Posture Back]: 35.75"-39.25"H | 28"W | 28"D
- Overall [Synchro Tilt]: 36.5"-40"H | 28"H | 28"D
- Overall [Deluxe Tilt J-Bar]: 36.5"-40"H | 28"W | 28"D
- Overall [Value Plus]: 36.5"-40"H | 28"W | 28"D
- Seat [Basic Posture]: 15.25"-18.75"H | 17.25"W | 18"D
- Seat [Posture Back]: 15.5"-19"H | 17.25"W | 18"D
- Seat [Synchro Tilt]: 16"-19.5"H | 17.25"W | 18"D
- Seat [Deluxe Tilt J-Bar]: 16.5"-20"H | 17.25"W | 18"D
- Seat [Value Plus]: 17.5"-21"H | 17.25"W | 18"D
- Back: 18"H | 16"W
- COM: 1.5 yards

NOTES

- Ships knocked down.
- For BW and FA freight options, minimum quantities apply, please check with Sales Support for details.
- Tension is adjustable on OHC and OHH casters to accommodate various surfaces
- All other features are dependant on the control specified. Please refer to Control Choice on page 8 for full description of available features.
- This product meets the requirements set forth in ANSI/BIFMA X5.1-2011 and is warranted for users up to 350 lbs.
- Dimensions are dependant on options selected. Product can be configured to comply with BIFMA G1-2002 Guidelines.
- *AWL | Option is not available with ATD, ATK or ATO arms.

SERIES	52	Presto	QS	\$
BACK STYLE	2	Petite	•	-
CONTROL	30	Posture Back [P]	•	-
	40	Synchro-Tilt [ST]	•	-
	80	Deluxe Tilt J-Bar [DJ]	•	\$110
ARM	NA	No Arm	•	-
	ATD	Adjustable T Arm Diamond Arm Cap*	•	\$70
	ATK	Adjustable T Arm Kidney Arm Cap*	•	\$70
	ATO	Adjustable T Arm Oval Arm Cap*	•	\$70
STOOL OPTION	8	8" Stool Package [Posture Back mech only]		\$140
	10	10" Stool Package [Posture Back control only]		\$175
	CF	Chrome Footring [Only Available with Stool Standard Footring is Black]		\$20
OPTIONS	LH	Dual Surface Casters	•	\$32
	G	Glides		\$20
	OHH	OH Dual Surface Casters [adjustable]	•	\$95
	OHC	OH Carpet Casters [adjustable]	•	\$63
	BU	Bumper Trim	•	\$30
	BN	Ballistic Nylon Back	•	\$48
	LU	Lumbar	•	\$90
	SS	Seat Slider: Posture Back	•	N/A
	SS	Seat Slider: Synchro-Tilt	•	\$85
	SS	Seat Slider: Deluxe Tilt J-Bar	•	\$85
	LS	Low Seat Height with 5" Travel*	•	\$53
	CL	CAL TB133		\$95
FREIGHT OPTIONS	KD	Knocked Down		-
	BW	Blanket Wrapped - Fully Assembled [25 Unit Minimum]		\$75
	FA	Fully Assembled in Carton [25 Unit Minimum]		\$115
FREIGHT REQUIREMENTS	AS	Allseating Standard		-
	FQ	Special Freight Instructions [Call for Quote]		VAR
	GD	Guaranteed Delivery Date and Time [Call for Quote]		VAR

TO ORDER SIMPLY FILL IN THE BLANKS

52	-	2	-		-		-		-		-		-	
SERIES		BACK STYLE		CONTROL		ARM		STOOL PACKAGE		OPTIONS		FREIGHT OPTION		FREIGHT REQUIREMENTS
										For additional options separate with (-) hyphen.				Please refer to allseating.com for fabric codes.

ING
ALORA
PILLOWS
ASTUTE
ATTUNE
AVES
CHIROFORM
DART
DOVE
EIGHTY-TWO
ENTAIL
EQUATION
EXCHANGE
FOSTER
INERTIA
INMATE
JIF
L1
LENO
MANTRA
PRATA
PRESTO
RAINBOW
REQUISITE
RSS
RUHE
THERAPOD
TUCK
WATSON
YOU
ZIP



PRESTO® STOOL

DESIGN | ALLSEATING
GSA SIN | 33721

BASE PRICE \$831										
52030-NA-8										
Grade 1	Grade 2/ COM	Grade 3	Grade 4/COL	Grade 5	Grade 6	Grade 7	Grade 8	Leather 1	Leather 2	Leather 3
\$831	\$880	\$912	\$954	\$990	\$1,055	\$1,129	\$1,211	\$1,390	\$1,470	\$1,710

FEATURES

- 8" cylinder
- Composite base
- Molded seat foam
- For arm features and travel specifications, see page 16
- Carpet casters
- Includes height adjustable foot ring

DIMENSIONS

- Overall 8"[Posture Back]: 38.75"-46.25"H | 28"W | 28"D
- Overall 10"[Posture Back]: 39.25"-49.25"H | 27"W | 27"D
- Seat 8"[Posture Back]: 17.5-25"H | 20"W | 20"D
- Seat 10"[Posture Back]: 18"-27"H | 20"W | 20"D
- Back: 20"H | 17.5"W
- COM Full: 1.75 yds

NOTES

- Ships knocked down.
- For BW and FA freight options, minimum quantities apply, please check with Sales Support for details.
- Tension is adjustable on OHC and OHH casters to accommodate various surfaces
- All other features are dependant on the control specified. Please refer to Control Choice on page 8 for full description of available features.
- This product meets the requirements set forth in ANSI/BIFMA X5.1-2011 and is warranted for users up to 350 lbs.
- Dimensions are dependant on options selected. Product can be configured to comply with BIFMA G1-2002 Guidelines.
- *AWL | Option is not available with ATD, ATK or ATO arms.

SERIES	52	Presto	72HR	\$
BACK STYLE	0	Midback	•	-
CONTROL	30	Posture Back [P]	•	-
ARM	NA	No Arm	•	-
	ATD	Adjustable T Arm Diamond Arm Cap*	•	\$70
	ATK	Adjustable T Arm Kidney Arm Cap*	•	\$70
	ATO	Adjustable T Arm Oval Arm Cap*	•	\$70
	4D	4 Dimensional Arm	•	\$130
	MF	Multi-Functional Arm [Width Adjustment Not Included]	•	\$158
	DA	Drop Away Arm	•	\$175
STOOL OPTION	8	8" Stool Package	•	-
	10	10" Stool Package	•	\$36
OPTIONS	AWL	Adjustment Width Brackets [Lever] [Not Available with DA Arms]	•	\$40
	H	Dual Surface Casters [10" Stool Only]	•	\$30
	LH	Dual Surface Casters [8" Stool Only]	•	\$32
	OHH	OH Hard Surface Casters [adjustable 8" Stool Only]	•	\$95
	OHC	OH Carpet Casters [adjustable 8" Stool Only]	•	\$63
	LU	Lumbar	•	\$90
	G	Glides	•	\$30
	CF	Chrome Footring [Standard Footring is Black]	•	\$20
	BU	Bumper Trim	•	\$30
	BN	Ballistic Nylon Back	•	\$48
	AB	Aluminum Base	•	\$65
	CL	CAL TB133	•	\$95
FREIGHT OPTIONS	KD	Knocked Down	•	-
	BW	Blanket Wrapped - Fully Assembled [25 Unit Minimum]	•	\$75
	FA	Fully Assembled in Carton [25 Unit Minimum]	•	\$115
FREIGHT REQUIREMENTS	AS	Allseating Standard	•	-
	FQ	Special Freight Instructions [Call for Quote]	•	VAR
	GD	Guaranteed Delivery Date and Time [Call for Quote]	•	VAR

TO ORDER SIMPLY FILL IN THE BLANKS

52	-	0	-	30	-		-	8	-		-		-		-	
SERIES		BACK STYLE		CONTROL		ARM		STOOL		OPTIONS		FREIGHT OPTION		FREIGHT REQUIREMENTS		FABRIC CODE
										For additional options separate with (-) hyphen.						Please refer to allseating.com for fabric codes.



RAINBOW™ SQUARE BACK

DESIGN | ALLSEATING
GSA SIN | 33721

BASE PRICE | \$384
33654-NA

MODEL CODE	Grade 1	Grade 2/ COM	Grade 3	Grade 4/ COL	Grade 5	Grade 6	Grade 7	Grade 8	Leather 1	Leather 2	Leather 3
SEAT	\$192	\$210	\$221	\$236	\$249	\$272	\$298	\$328	\$392	\$420	\$506
BACK	\$192	\$210	\$221	\$236	\$249	\$272	\$298	\$328	\$392	\$420	\$506

FEATURES

- Double curve and open back
- Wall-saving designed frame
- Black non-marring glides
- Stacks 4 on the floor
- Stacks 7 on Dolly-7
- Stacks 14 on Dolly-14

DIMENSIONS

4-LEG

- Overall NA: 34"H | 20.5"W | 25"D
- Overall WA: 34"H | 23.5"W | 25"D
- Seat: 17.5"H | 18"W | 17.5"D
- Back: 16.5"H | 18.5"W

SLED

- Overall NA: 34"H | 23"W | 26"D
- Overall WA: 34"H | 23.5"W | 26"D

DOLLY

- Rainbow Dolly-7: 43.75"H | 21"W | 47"D
- Rainbow Dolly-14: 57"H | 21"W | 81"D
- COM Seat: 0.75 yds.
- COM Back: 0.75 yds.
- COM full: 1.25 yds.

NOTES

- Ships fully assembled in a box. For BW freight option, 25 unit minimum quantities apply, please check with Sales Support for details.
- For orders of less than 2, a cartoning surcharge of \$22 net will be incurred per order. WTR & WTL excluded.
- Sled frames cannot be used with Dolly.
- Sled base with arm is non-stackable.
- This product meets the requirements set forth in ANSI/BIFMA X5.1-2011 and is warranted for users up to 350 lbs.
- Dimensions are dependant on options selected. Product can be configured to comply with BIFMA G1-2002 Guidelines.
- *Adjustable swivel glides ship un-installed.

SERIES	33	Rainbow	QS	\$
BACK STYLE	6	Square Back	•	-
LEG	54	4 Leg Stackable	•	-
ARM	NA	No Arm	•	-
	WA	With Arm (Mandatory with Sled Base 55)	•	\$42
ARM CAP	BL	Black	•	-
	GP	Light Grey		-
	TP	Taupe		-
	SP	Smoke		-
FRAME FINISH	BK	Black	•	-
	SVR	Silver		-
	BM	Matte Bronze		-
	MSK	Matte Smoke [Extended Lead Times]		\$50
ARM FINISH	BK	Black	•	-
	AG	Adjustable Swivel Glide*	•	\$18
	CR	Chrome Rocker	•	\$26
	1	1" Extra Seat Foam	•	\$30
	GB	Ganging Brackets (set of 2)	•	\$38
OPTIONS	BN	Ballistic Nylon Back	•	\$40
	CL	CAL TB133		\$95
	FA	Fully Assembled		-
FREIGHT OPTIONS	BW	Blanket Wrapped - Fully Assembled [25 unit minimum]		\$35
	AS	Allseating Standard		-
FREIGHT REQUIREMENTS	FQ	Special Freight Instructions (Call for Quote)		VAR
	GD	Guaranteed Delivery Date and Time (Call for Quote)		VAR

	Dolly-7	Please ensure Dolly has separate model/line item with quantities specified	\$480
	Dolly-14		\$540

TO ORDER SIMPLY FILL IN THE BLANKS

33	-	6	-		-		-		-	BK	-		-		-		-	
SERIES		BACK STYLE		LEG		ARM		FRAME FINISH		ARM FINISH		OPTIONS		FREIGHT OPTION		FREIGHT REQUIREMENTS		FABRIC CODE
<p>For additional options separate with (-) hyphen. Please refer to allseating.com for fabric codes.</p>																		

ING
ALORA
PILLOWS
ASTUTE
ATTUNE
AVES
CHORFORM
DART
DOVE
EIGHTY-TWO
ENTAIL
EQUATION
EXCHANGE
FOSTER
INERTIA
INMATE
JIF
L1
LEIO
MANTRA
PRATA
PRESTO
RAINBOW
REQUISITE
RSS
RUHE
THERAPOD
TUCK
WATSON
YOU
ZIP



RAINBOW™ WIDE

DESIGN | ALLSEATING
GSA SIN | 33721

BASE PRICE | \$620
33954-NA

MODEL CODE	Grade 1	Grade 2/ COM	Grade 3	Grade 4/ COL	Grade 5	Grade 6	Grade 7	Grade 8	Leather 1	Leather 2	Leather 3
SEAT	\$310	\$331	\$345	\$363	\$378	\$406	\$438	\$473	\$550	\$584	\$687
BACK	\$310	\$331	\$345	\$363	\$378	\$406	\$438	\$473	\$550	\$584	\$687
Phlebotomy Arm	\$195	\$209	\$218	\$230	\$241	\$259	\$280	\$304	\$355	\$378	\$446

FEATURES

- Double curve and open back
- Wall-saving designed frame
- Black non-marring glides
- Black frame
- For Dual Phlebotomy Arm, use model code PHD and double the upcharge

DIMENSIONS

SQUAREBACK AND ROUND BACK:

- Overall NA: 34"H | 24"W | 26"D
- Overall WA: 34"H | 26.75"W | 26"D
- Seat: 20"H | 22"W | 21.5"D
- Back: 14"H | 22"W
- COM Back: 0.85 yds.
- COM Seat: 0.85 yds
- COM Full: 1.5 yds.

SERIES	33	Rainbow	QS	\$
BACK STYLE	9	Wide Squareback		
LEG	54	4 Leg Stackable		-
ARM	NA	No Arm		-
	WA	With Arm		\$52
ARM CAP	BL	Black		-
	GP	Light Grey		-
	TP	Taupe		-
	SP	Smoke		-
FRAME FINISH	BK	Black		-
	SVR	Silver		-
	BM	Matte Bronze		-
	MSK	Matte Smoke [Extended Lead Times]		\$50
OPTIONS	BN	Ballistic Nylon Back		\$40
	PH	Phlebotomy Arm		VAR
	PHL	Phlebotomy Arm Left Side [From Seated Position]		VAR
	PHR	Phlebotomy Arm Right Side [From Seated Position]		VAR
	CL	CAL TB133		\$115
FREIGHT OPTIONS	FA	Fully Assembled		-
	BW	Blanket Wrapped - Fully Assembled [25 unit minimum]		\$35
FREIGHT REQUIREMENTS	AS	Allseating Standard		-
	FQ	Special Freight Instructions [Call for Quote]		VAR
	GD	Guaranteed Delivery Date and Time (Call for Quote)		VAR

• Use the following model codes to order the Phlebotomy Arm by itself for installation on existing chairs

*33APH-PHL	Phlebotomy Arm Left Side [From Seated Position]	VAR
*33APH-PHR	Phlebotomy Arm Right Side [From Seated Position]	VAR

NOTES

- Ships fully assembled in a box. For BW freight option, 25 unit minimum quantities apply, please check with Sales Support for details.
- For orders of less than 2, a cartoning surcharge of \$22 net will be incurred per order. WTR & WTL excluded.
- Rainbow Wide is suitable for up to 500lbs.
- Does not stack
- This product meets the requirements set forth in ANSI/BIFMA X5.1-2011.
- Dimensions are dependant on options selected. Product can be configured to comply with BIFMA G1-2002 Guidelines.

TO ORDER SIMPLY FILL IN THE BLANKS

33	-		-	54	-	WA	-		-	BK	-		-		-		-	
SERIES		BACK STYLE		LEG		ARM		FRAME FINISH		ARM FINISH		OPTIONS		FREIGHT OPTION		FREIGHT REQUIREMENTS		FABRIC CODE
For additional options separate with (-) hyphen. Please refer to allseating.com for fabric codes.																		



RAINBOW™ PLUS

DESIGN | ALLSEATING
GSA SIN | 33721

BASE PRICE | \$712

33454-WA

MODEL CODE	Grade 1	Grade 2/ COM	Grade 3	Grade 4/ COL	Grade 5	Grade 6	Grade 7	Grade 8	Leather 1	Leather 2	Leather 3
SEAT	\$356	\$384	\$402	\$426	\$447	\$484	\$526	\$573	\$676	\$721	\$858
BACK	\$356	\$384	\$402	\$426	\$447	\$484	\$526	\$573	\$676	\$721	\$858
Phlebotomy Arm	\$195	\$209	\$218	\$230	\$241	\$259	\$280	\$304	\$355	\$378	\$446

FEATURES

- Double curve and open back
- Wall-saving designed frame
- Black non-marring glides
- For Dual Phlebotomy Arm, use model code PHD and double the upcharge

DIMENSIONS

- Overall: 34.2"H | 33.3"W | 23.25"D
- Seat: 17"H | 30"W | 20"D
- Back: 16.3"H | 30"W

SERIES	33	Rainbow	QS	\$
BACK STYLE	4	Plus Squareback		-
LEG	54	4 Leg		-
ARM	WA	With Arm		-
ARM CAP	BKP	Black		-
	GP	Light Grey		-
	TP	Taupe		-
	SP	Smoke		-
FRAME FINISH	SVR	Silver		-
	BK	Black		-
OPTIONS	BN	Ballistic Nylon Back		\$40
	PHL	Phlebotomy Arm Left Side [From Seated Position]		VAR
	PHR	Phlebotomy Arm Right Side [From Seated Position]		VAR
	CL	CAL TB133		\$115
FREIGHT OPTIONS	FA	Fully Assembled		-
	BW	Blanket Wrapped - Fully Assembled [25 unit minimum]		\$35
FREIGHT REQUIREMENTS	AS	Allseating Standard		-
	FQ	Special Freight Instructions [Call for Quote]		VAR
	GD	Guaranteed Delivery Date and Time [Call for Quote]		VAR

• Use the following model codes to order the Phlebotomy Arm by itself for installation on existing chairs

*33APH-PHL	Phlebotomy Arm Left Side [From Seated Position]	VAR
*33APH-PHR	Phlebotomy Arm Right Side [From Seated Position]	VAR

NOTES

- Ships fully assembled in a box. For BW freight option, 25 unit minimum quantities apply, please check with Sales Support for details.
- For orders of less than 2, a cartoning surcharge of \$22 net will be incurred per order.
- Rainbow Plus is suitable for up to 500lbs.
- Does not stack
- This product meets the requirements set forth in ANSI/BIFMA X5.1-2011.
- Dimensions are dependant on options selected. Product can be configured to comply with BIFMA G1-2002 Guidelines.

TO ORDER SIMPLY FILL IN THE BLANKS

33	-	4	-	54	-	WA	-		-		-		-		-		
SERIES		BACK STYLE		LEG		ARM		ARM CAP		FRAME FINISH		OPTIONS		FREIGHT OPTION		FREIGHT REQUIREMENTS	FABRIC CODE
												For additional options separate with (-) hyphen.					Please refer to allseating.com for fabric codes.



RAINBOW™ HIP

DESIGN | ALLSEATING
GSA SIN | 33721

BASE PRICE | \$645

33613-WA

MODEL CODE	Grade 1	Grade 2/ COM	Grade 3	Grade 4/ COL	Grade 5	Grade 6	Grade 7	Grade 8	Leather 1	Leather 2	Leather 3
SEAT	\$322	\$343	\$357	\$375	\$390	\$418	\$450	\$485	\$562	\$596	\$699
BACK	\$323	\$344	\$358	\$376	\$391	\$419	\$451	\$486	\$563	\$597	\$700

FEATURES

- Double curve and open back
- Wall-saving designed frame
- Black non-marring glides
- Standard footrest in black nylon

DIMENSIONS

- Overall WA: 34"H | 26.5"W | 24.5"D
- Seat: 24"H | 22"W | 21.5"D
- Back: 14"H | 22"W
- Footrest: 6.625"H [from the floor] | 21"W | 5.5"D
- COM Back: 0.85 yds.
- COM Seat: 0.85 yds
- COM Full: 1.5 yds.

SERIES	33	Rainbow	QS	\$
BACK STYLE	6	Wide Squareback		-
LEG	13	4 Leg		-
ARM	WA	With Arm		-
ARM CAP	BKP	Black		-
	GP	Light Grey		-
	TP	Taupe		-
	SP	Smoke		-
FRAME FINISH	SVR	Silver		-
	BK	Black		-
OPTIONS	BN	Ballistic Nylon Back		\$40
FREIGHT OPTIONS	FA	Fully Assembled		-
FREIGHT REQUIREMENTS	BW	Blanket Wrapped - Fully Assembled [25 unit minimum]		\$35
	AS	Allseating Standard		-
	FQ	Special Freight Instructions [Call for Quote]		VAR
	GD	Guaranteed Delivery Date and Time (Call for Quote)		VAR

NOTES

- Ships fully assembled in a box. For BW freight option, 25 unit minimum quantities apply, please check with Sales Support for details.
- For orders of less than 2, a cartoning surcharge of \$22 net will be incurred per order. WTR & WTL excluded.
- Rainbow Hip is suitable for up to 500lbs.
- Does not stack
- This product meets the requirements set forth in ANSI/BIFMA X5.1-2011.
- Dimensions are dependant on options selected. Product can be configured to comply with BIFMA G1-2002 Guidelines.

TO ORDER SIMPLY FILL IN THE BLANKS

33	-	6	-	13	-	WA	-		-		-		-	
SERIES		BACK STYLE		LEG		ARM		FRAME FINISH		OPTIONS For additional options separate with (-) hyphen.		FREIGHT OPTION		FREIGHT REQUIREMENTS
														FABRIC CODE Please refer to allseating.com for fabric codes.



REQUISITE[®] MIDBACK

DESIGN | TODD YETMAN
OPEN MARKET

BASE PRICE | \$1,195
21035

Grade 1	Grade 2/ COM	Grade 3	Grade 4/COL	Grade 5	Grade 6	Grade 7	Grade 8	Leather 1	Leather 2	Leather 3
\$1,195	\$1,244	\$1,276	\$1,318	\$1,354	\$1,419	\$1,493	\$1,575	\$1,754	\$1,834	\$2,074

FEATURES

- 4" Cylinder
- Side tension control
- Black nylon base standard
- Molded seat and foam back
- Standard carpet casters

DIMENSIONS

- Overall [Knee Tilt]: 39"-43.25"H | 28.5"W | 28.5"D
- Overall [Synchro Tilt]: 39"-43.25"H | 28.5"W | 28.5"D
- Seat [Knee Tilt]: 18"- 22.25"H | 20.5"W | 19.5"D
- Seat [Synchro Tilt]: 18"-22.25"H | 20.5"W | 19.5"D
- Back: 22"H | 20"W
- COM Full: 1.75 yds.

NOTES

- Ships knocked down.
- For BW and FA Freight Options, minimum quantities apply, please check with Sales Support for details.
- 7-Arms comes standard with 32 Synchro Tilt mechanism
- Tension is adjustable on OHC and OHH casters to accommodate various surfaces
- All other features are dependant on the control specified. Please refer to Control Choice on page 8 for full description of available features.
- This product meets the requirements set forth in ANSI/BIFMA X5.1-2011 and is warranted for users up to 350 lbs.
- Dimensions are dependant on options selected. Product can be configured to comply with BIFMA G1-2002 Guidelines.
- RC Specifications: Arm Height is 27.5"H from floor; Seat Height 19"H.
- LS Specifications: Seat: 16.25"-20.25"H.
- Arm wraps for aluminum loop arm will match fabric selection
- * Synchro tilt available only with 7-Arm
- ** Smoke base to match when specified.

SERIES	21	Requisite	QS	\$
BACK STYLE	0	Midback	•	-
CONTROL	35	Knee Tilt (KT3)	•	-
	32	Synchro Knee Tilt* (TS70)	•	-
ARM	PBK	Black Painted Aluminum Loop Arms w/wrap	•	\$95
	PSK	Smoke Painted Aluminum Loop Arms w/wrap **	•	\$95
	ACA	Aluminum Loop Arms w/wrap	•	\$95
	7AB	Black 7-Arm	•	\$95
	7AS	Smoke 7-Arm**	•	\$95
OPTIONS	AB	Aluminum Base	•	\$65
	BB	Matte Black Aluminum Base	•	\$65
	RC	Auto Return Cylinder (Fixed Height)	•	\$82
	LS	Low Seat Height	•	\$53
	LH	65mm (2.5") Dual Surface Casters	•	\$32
	OHC	OH Carpet Casters [adjustable]	•	\$63
	OHH	OH Dual Surface Casters [adjustable]	•	\$95
FREIGHT OPTIONS	KD	Knocked Down		-
	BW	Blanket Wrapped - Fully Assembled [25 Unit Minimum]		\$55
	FA	Fully Assembled in Carton [25 Unit Minimum]		\$115
FREIGHT REQUIREMENTS	AS	Allseating Standard		-
	FQ	Special Freight Instructions (Call for Quote)		VAR
	GD	Guaranteed Delivery Date and Time (Call for Quote)		VAR

TO ORDER SIMPLY FILL IN THE BLANKS

21	-	0	-		-		-		-		-		
SERIES		BACK STYLE		CONTROL		ARM		OPTIONS		FREIGHT OPTION		FREIGHT REQUIREMENTS	
								For additional options separate with (-) hyphen.				Please refer to allseating.com for fabric codes.	



ING
ALORA
PILLOWS
ASTUTE
ATTUNE
AVES
CHIROFORM
DART
DOVE
EIGHTY-TWO
ENTAIL
EQUATION
EXCHANGE
FOSTER
INERTIA
INMATE
JIF
L1
LENO
MANTRA
PRATA
PRESTO
RAINBOW
REQUISITE
RSS
RÜHE
THERAPOD
TUCK
VANSON
YOU
ZIP



REQUISITE® HIGHBACK

DESIGN | TODD YETMAN
OPEN MARKET

BASE PRICE \$1,355										
21135										
Grade 1	Grade 2/ COM	Grade 3	Grade 4/COL	Grade 5	Grade 6	Grade 7	Grade 8	Leather 1	Leather 2	Leather 3
\$1,355	\$1,411	\$1,447	\$1,495	\$1,537	\$1,611	\$1,695	\$1,789	\$1,994	\$2,085	\$2,359

FEATURES

- 4" Cylinder
- Side tension control
- Black nylon base standard
- Molded seat and foam back
- Standard carpet casters

DIMENSIONS

- Overall [Knee Tilt]: 46"-50.25"H | 28.5"W | 28.5"D
- Overall [Synchro Tilt]: 46"-50.25"H | 28.5"W | 28.5"D
- Seat [Knee Tilt]: 18"-22.25"H | 20.5"W | 19.5"D
- Seat [Synchro Tilt]: 18"-22.25"H | 20.5"W | 19.5"D
- Back: 28"H | 19.5"W
- COM Full: 2 yds.

NOTES

- Ships knocked down.
- For BW and FA Freight Options, minimum quantities apply, please check with Sales Support for details.
- 7-Arms comes standard with 32 Synchro Tilt mechanism
- Tension is adjustable on OHC and OHH casters to accommodate various surfaces
- All other features are dependant on the control specified. Please refer to Control Choice on page 8 for full description of available features.
- This product meets the requirements set forth in ANSI/BIFMA X5.1-2011 and is warranted for users up to 350 lbs.
- Dimensions are dependant on options selected. Product can be configured to comply with BIFMA G1-2002 Guidelines.
- RC Specifications: Arm Height is 27.5"H from floor; Seat Height 19"H.
- LS Specifications: Seat: 16.25"-20.25"H.
- Arm wraps for aluminum loop arm will match fabric selection
- * Synchro tilt available only with 7-Arm
- ** Smoke base to match when specified.

SERIES	21	Requisite	QS	\$
BACK STYLE	1	Highback	•	-
CONTROL	35	Knee Tilt (KT3)	•	-
	32	Synchro Knee Tilt* (TS70)	•	-
ARM	PBK	Black Painted Aluminum Loop Arms w/wrap	•	\$95
	PSK	Smoke Painted Aluminum Loop Arms w/wrap **	•	\$95
	ACA	Aluminum Loop Arms w/wrap	•	\$95
	7AB	Black 7-Arm	•	\$95
	7AS	Smoke 7-Arm**	•	\$95
OPTIONS	AB	Aluminum Base	•	\$65
	BB	Matte Black Aluminum Base	•	\$65
	RC	Auto Return Cylinder (Fixed Height)	•	\$82
	LS	Low Seat Height	•	\$53
	LH	65mm (2.5") Dual Surface Casters	•	\$32
	OHC	OH Carpet Casters [adjustable]	•	\$63
	OHH	OH Dual Surface Casters [adjustable]	•	\$95
FREIGHT OPTIONS	KD	Knocked Down		-
	BW	Blanket Wrapped - Fully Assembled [25 Unit Minimum]		\$55
	FA	Fully Assembled in Carton [25 Unit Minimum]		\$115
FREIGHT REQUIREMENTS	AS	Allseating Standard		-
	FQ	Special Freight Instructions (Call for Quote)		VAR
	GD	Guaranteed Delivery Date and Time (Call for Quote)		VAR

TO ORDER SIMPLY FILL IN THE BLANKS

21	-	1	-	[]	-	[]	-	[]	-	[]	-	[]	-	[]
SERIES		BACK STYLE		CONTROL		ARM		OPTIONS		FREIGHT OPTION		FREIGHT REQUIREMENTS		FABRIC CODE
								For additional options separate with (-) hyphen.						Please refer to allseating.com for fabric codes.



ING
ALORA
PILLOWS
ASTUTE
ATTUNE
AVES
CHIROFORM
DART
DOVE
EIGHTY-TWO
ENTAIL
EQUATION
EXCHANGE
FOSTER
INERTIA
INMATE
JIF
L1
LENO
MANTRA
PRATA
PRESTO
RAINBOW
REQUISITE
RSS
RUHE
THERAPOD
TUCK
WATSON
YOU
ZIP

R.E.S.[®] CHAIR | PLASTIC

DESIGN | NICK GILLISSIE
GSA SIN | 33721



FEATURES

- Res is the product of intense market research and is designed to meet the modern needs of higher education and office training facilities
- Can be specified with a laminate shelf complete with cupholder. Left or right-handed
- Can be specified with swiveling tablet surface, which requires shelf
- Unique ribbed pattern around base deters graffiti and scuffing
- Large open compartment for storage located beneath the seat to keep personal items secure behind the occupant's legs
- Base available with stationary glides or mobile casters
- Available with 2 back heights: lowback and midback
- Finish selections available for poly base, laminate surfaces, and metal surfaces.
- Optional coat hook

DIMENSIONS

Lowback

- Overall: 31.5" H | 22.7" W | 22.7" D
- Overall With Shelf: 31.5" H | 28.2" W | 22.7" D
- Seat: 18.4" H | 22.7"W | 17.2" D
- Back: 13.1" H | 18.9"
- Tablet: 26.5" H | 20.1" L | 9.9" W

Midback

- Overall: 34.0" H | 22.7" W | 22.7" D
- Overall With Shelf: 34.0" H | 28.2" W | 28.2" D
- Seat: 18.4" H | 22.7"W | 17.2" D
- Back: 15.7" H | 18.9"
- Tablet: 26.5" H | 20.1" L | 9.9" W

COM Requirements

- Lowback: 0.75 yds
- Midback: 1 yd
- Seat: 2.25 yds

NOTES

- Tablet ships unassembled
- Seating component warranted for users up to 350lbs
- This product meets the requirements set forth in BIFMAx5.4/x6.1

BASE PRICE \$1,070											
75265											
	Grade 1	Grade 2/ COM	Grade 3	Grade 4/ COL	Grade 5	Grade 6	Grade 7	Grade 8	Leather 1	Leather 2	Leather 3
SEAT	\$695	\$758	\$799	\$853	\$900	\$983	\$1,078	\$1,183	\$1,414	\$1,516	\$1,825
LOWBACK	\$375	\$396	\$410	\$428	\$443	\$471	\$503	\$538	\$615	\$649	\$752
MIDBACK	\$475	\$503	\$521	\$545	\$566	\$603	\$645	\$692	\$795	\$840	\$977

SERIES	75	Res	QS	\$
BACK STYLE	2	Lowback		-
	0	Midback		VAR
BASE	65	Base with Casters		-
	68	Base with Glides		-
BASE FINISH	BKN	Black Nylon		-
	SKN	Smoke Nylon		\$125
PAINT FINISH	MSK	Matte Smoke Paint Finish [Tablet Arm, Hook, and Cupholder]		-
	PBS	Black Satin Paint Finish [Tablet Arm, Hook, and Cupholder]		-
PLASTIC SHELF	LPB	Left Shelf Black Plastic		\$150
	LPS	Left Shelf Smoke Plastic		\$150
	RPB	Right Shelf Black Plastic		\$150
	RPS	Right Shelf Smoke Plastic		\$150
TABLET	TB	Plastic Tablet [Requires Plastic Shelf Will Match Shelf Finish]		\$100
	TC	Hard Surface Casters [Only Available with Caster Base]		\$55
OPTIONS	HK	Coat Hook		\$45
	FA	Fully Assembled in Carton		-
FREIGHT OPTIONS	AS	Allseating Standard		-
	FQ	Special Freight Instructions [Call for Quote]		VAR
	GD	Guaranteed Delivery Date and Time [Call for Quote]		VAR


TO ORDER SIMPLY FILL IN THE BLANKS

75	-		-		-		-		-		-	FA	-		-			
SERIES		BACK STYLE		BASE		BASE FINISH		PAINT FINISH		LAMINATE SHELF		TABLET		OPTIONS		FREIGHT OPTION	FREIGHT REQUIREMENTS	FABRIC CODE
<p>For additional options separate with (-) hyphen.</p> <p>Please refer to allseating.com for fabric codes.</p>																		

ING
ALORA
PILLOWS
ASTUTE
ATTUNE
AVES
CHROMIUM
DART
DOVE
EIGHTY-TWO
ENTAIL
EQUATION
EXCHANGE
FOSTER
INERTIA
INMATE
JIF
L1
LENO
MANTRA
PRATA
PRESTO
RAINBOW
REQUISITE
RES.
RÜHE
THERAPOD
TUCK
WATSON
YOU
ZIP

R.E.S.® STOOL | PLASTIC

DESIGN | NICK GILLISSIE
OPEN MARKET



BASE PRICE \$695											
75X65											
CODE	Grade 1	Grade 2/ COM	Grade 3	Grade 4/ COL	Grade 5	Grade 6	Grade 7	Grade 8	Leather 1	Leather 2	Leather 3
75X65	\$695	\$758	\$799	\$853	\$900	\$983	\$1,078	\$1,183	\$1,414	\$1,516	\$1,825

FEATURES

- Res is the product of intense market research and is designed to meet the modern needs of higher education and office training facilities
- Can be specified with a laminate shelf complete with cupholder. Left or right-handed
- Can be specified with swiveling tablet surface, which requires shelf
- Unique ribbed pattern around base deters graffiti and scuffing
- Large open compartment for storage located beneath the seat to keep personal items secure behind the occupant's legs
- Base available with stationary glides or mobile casters
- Available with 2 back heights: lowback and midback
- Finish selections available for poly base, laminate surfaces, and metal surfaces.
- Optional coat hook

SERIES	75	Res	QS	\$
BACK STYLE	X	No Back		-
BASE	65	Base with Casters		-
	68	Base with Glides		-
BASE FINISH	BKN	Black Nylon		-
	SKN	Smoke Nylon		\$125
PAINT FINISH	MSK	Matte Smoke Paint Finish [Tablet Arm and Cupholder]		-
	PBS	Black Satin Paint Finish [Tablet Arm and Cupholder]		-
PLASTIC SHELF	LPB	Left Shelf Black Plastic		\$150
	LPS	Left Shelf Smoke Plastic		\$150
	RPB	Right Shelf Black Plastic		\$150
	RPS	Right Shelf Smoke Plastic		\$150
TABLET	TB	Plastic Tablet [Requires Plastic Shelf Will Match Shelf Finish]		\$100
OPTIONS	TC	Hard Surface Casters [Only Available with Caster Base]		\$55
FREIGHT OPTIONS	FA	Fully Assembled in Carton		-
FREIGHT REQUIREMENTS	AS	Allseating Standard		-
	FQ	Special Freight Instructions [Call for Quote]		VAR
	GD	Guaranteed Delivery Date and Time [Call for Quote]		VAR

DIMENSIONS

- Overall: 18.4" H | 22.7" W | 22.7" D
- Overall With Shelf: 18.4" H | 28.2" W | 22.7" D
- Tablet: 26.5" H | 20.1" L | 9.9" W

COM Requirements

- Seat: 2.25 yds

NOTES

- Tablet ships unassembled
- Seating component warranted for users up to 350lbs
- This product meets the requirements set forth in BIFMAx5.4/x6.1

TO ORDER SIMPLY FILL IN THE BLANKS

75	X							FA		
SERIES	BACK STYLE	BASE	BASE FINISH	PAINT FINISH	LAMINATE SHELF	TABLET	OPTIONS <small>For additional options separate with (-) hyphen.</small>	FREIGHT OPTION	FREIGHT REQUIREMENTS	FABRIC CODE <small>Please refer to allseating.com for fabric codes.</small>



ING
ALORA
PILLOWS
ASTUTE
ATTUNE
ATLES
CHORON
DART
DOVE
EIGHTY-TWO
ENTAIL
EQUATION
EXCHANGE
FOSTER
INERTIA
INMATE
JIF
L1
LENO
MANTRA
PRATA
PRESTO
RAINBOW
REQUISITE
RES.
RÜHE
THERAPOD
TUCK
WATSON
YOU
ZIP

R.E.S.[®] CHAIR | LAMINATE

DESIGN | NICK GILLISSIE
GSA SIN | 33721



FEATURES

- Res is the product of intense market research and is designed to meet the modern needs of higher education and office training facilities
- Can be specified with a laminate shelf complete with cupholder. Left or right-handed
- Can be specified with swiveling tablet surface, which requires shelf
- Unique ribbed pattern around base deters graffiti and scuffing
- Large open compartment for storage located beneath the seat to keep personal items secure behind the occupant's legs
- Base available with stationary glides or mobile casters
- Available with 2 back heights: lowback and midback
- Finish selections available for poly base, laminate surfaces, and metal surfaces.
- Optional coat hook

DIMENSIONS

Lowback

- Overall: 31.5" H | 22.7" W | 22.7" D
- Overall With Shelf: 31.5" H | 28.2" W | 22.7" D
- Seat: 18.4" H | 22.7"W | 17.2" D
- Back: 13.1" H | 18.9"
- Tablet: 26.5" H | 20.1" L | 9.9" W

Midback

- Overall: 34.0" H | 22.7" W | 22.7" D
- Overall With Shelf: 34.0" H | 28.2" W | 28.2" D
- Seat: 18.4" H | 22.7"W | 17.2" D
- Back: 15.7" H | 18.9"
- Tablet: 26.5" H | 20.1" L | 9.9" W

COM Requirements

- Lowback: 0.75 yds
- Midback: 1 yd
- Seat: 2.25 yds

NOTES

- Tablet ships unassembled
- Seating component warranted for users up to 350lbs
- This product meets the requirements set forth in BIFMAx5.4/x6.1

BASE PRICE \$1,070											
75265											
	Grade 1	Grade 2/ COM	Grade 3	Grade 4/ COL	Grade 5	Grade 6	Grade 7	Grade 8	Leather 1	Leather 2	Leather 3
SEAT	\$695	\$758	\$799	\$853	\$900	\$983	\$1,078	\$1,183	\$1,414	\$1,516	\$1,825
LOWBACK	\$375	\$396	\$410	\$428	\$443	\$471	\$503	\$538	\$615	\$649	\$752
MIDBACK	\$475	\$503	\$521	\$545	\$566	\$603	\$645	\$692	\$795	\$840	\$977


SERIES	75	Res	QS	\$
BACK STYLE	2	Lowback		-
	0	Midback		VAR
BASE	65	Base with Casters		-
	68	Base with Glides		-
BASE FINISH	BKN	Black Nylon		-
	SKN	Smoke Nylon		\$125
PAINT FINISH	MSK	Matte Smoke Paint Finish [Tablet Arm, Hook, and Cupholder]		-
	PBS	Black Satin Paint Finish [Tablet Arm, Hook, and Cupholder]		-
	PCT	Cotton Paint Finish [Tablet Arm, Hook, and Cupholder]		-
LAMINATE SHELF	LBK	Left Shelf Black Laminate		\$495
	LWH	Left Shelf White Laminate		\$495
	LCL	Left Shelf Clay Laminate		\$495
	RBK	Right Shelf Black Laminate		\$495
	RWH	Right Shelf White Laminate		\$495
	RCL	Right Shelf Clay Laminate		\$495
TABLET	TB	Laminate Tablet (Requires Laminate Shelf Will Match Shelf Finish)		\$200
OPTIONS	TC	Hard Surface Casters [Only Available with Caster Base]		\$55
	HK	Coat Hook		\$45
	FA	Fully Assembled in Carton		-
FREIGHT OPTIONS	AS	Allseating Standard		-
	FQ	Special Freight Instructions [Call for Quote]		VAR
	GD	Guaranteed Delivery Date and Time [Call for Quote]		VAR

TO ORDER SIMPLY FILL IN THE BLANKS

75	-		-		-		-		-		-	FA	-		-				
SERIES		BACK STYLE		BASE		BASE FINISH		PAINT FINISH		LAMINATE SHELF		TABLET		OPTIONS		FREIGHT OPTION	FREIGHT REQUIREMENTS	FABRIC CODE	
														For additional options separate with (-) hyphen.				Please refer to allseating.com for fabric codes.	

R.E.S.[®] STOOL | LAMINATE

DESIGN | NICK GILLISSIE
OPEN MARKET



BASE PRICE \$695											
75X65											
CODE	Grade 1	Grade 2/ COM	Grade 3	Grade 4/ COL	Grade 5	Grade 6	Grade 7	Grade 8	Leather 1	Leather 2	Leather 3
75X65	\$695	\$758	\$799	\$853	\$900	\$983	\$1,078	\$1,183	\$1,414	\$1,516	\$1,825

FEATURES

- Res is the product of intense market research and is designed to meet the modern needs of higher education and office training facilities
- Can be specified with a laminate shelf complete with cupholder. Left or right-handed
- Can be specified with swiveling tablet surface, which requires shelf
- Unique ribbed pattern around base deters graffiti and scuffing
- Large open compartment for storage located beneath the seat to keep personal items secure behind the occupant's legs
- Base available with stationary glides or mobile casters
- Available with 2 back heights: lowback and midback
- Finish selections available for poly base, laminate surfaces, and metal surfaces.
- Optional coat hook

SERIES	75	Res	QS	\$
BACK STYLE	X	No Back		-
BASE	65	Base with Casters		-
	68	Base with Glides		-
BASE FINISH	BKN	Black Nylon		-
	SKN	Smoke Nylon		\$125
PAINT FINISH	MSK	Matte Smoke Paint Finish [Tablet Arm and Cupholder]		-
	PBS	Black Satin Paint Finish [Tablet Arm and Cupholder]		-
	PCT	Cotton Paint Finish [Tablet Arm and Cupholder]		-
LAMINATE SHELF	LBK	Left Shelf Black Laminate		\$495
	LWH	Left Shelf White Laminate		\$495
	LCL	Left Shelf Clay Laminate		\$495
	RBK	Right Shelf Black Laminate		\$495
	RWH	Right Shelf White Laminate		\$495
	RCL	Right Shelf Clay Laminate		\$495
TABLET	TB	Laminate Tablet (Requires Laminate Shelf Will Match Shelf Finish)		\$200
OPTIONS	TC	Hard Surface Casters [Only Available with Caster Base]		\$55
FREIGHT OPTIONS	FA	Fully Assembled in Carton		-
FREIGHT REQUIREMENTS	AS	Allseating Standard		-
	FQ	Special Freight Instructions [Call for Quote]		VAR
	GD	Guaranteed Delivery Date and Time [Call for Quote]		VAR

DIMENSIONS

- Overall: 18.4" H | 22.7" W | 22.7" D
- Overall With Shelf: 18.4" H | 28.2" W | 22.7" D
- Tablet: 26.5" H | 20.1" L | 9.9" W

COM Requirements

- Seat: 2.25 yds

NOTES

- Tablet ships unassembled
- Seating component warranted for users up to 350lbs
- This product meets the requirements set forth in BIFMAx5.4/x6.1

TO ORDER SIMPLY FILL IN THE BLANKS

75	X							FA		
SERIES	BACK STYLE	BASE	BASE FINISH	PAINT FINISH	LAMINATE SHELF	TABLET	OPTIONS <small>For additional options separate with (-) hyphen.</small>	FREIGHT OPTION	FREIGHT REQUIREMENTS	FABRIC CODE <small>Please refer to allseating.com for fabric codes.</small>



INFO
ALORA
PILLOWS
ASTUTE
ATTUNE
ATLES
CHROMIUM
DART
DOVE
EIGHTY-TWO
ENTAIL
EQUATION
EXCHANGE
FOSTER
INERTIA
INMATE
JIF
L1
LENO
MANTRA
PRATA
PRESTO
RAINBOW
REQUISITE
RES.
RÜHE
THERAPOD
TUCK
WATSON
YOU
ZIP



RÜHE® PATIENT

DESIGN | MIKE SHIELDS
GSA SIN | 33721

BASE PRICE | \$1,096

P1610

Code	Grade 1	Grade 2/ COM	Grade 3	Grade 4/ COL	Grade 5	Grade 6	Grade 7	Grade 8	Leather 1	Leather 2	Leather 3
SEAT	\$550	\$578	\$596	\$620	\$641	\$678	\$720	\$767	\$870	\$915	\$1,052
BACK	\$546	\$574	\$592	\$616	\$637	\$674	\$716	\$763	\$866	\$911	\$1,048

FEATURES

- Durable yet lightweight 14g steel frame
- Frame available in Silver, Matte Smoke, and Matte Bronze
- Frame is wall-saver design
- Soft cleanout between seat and back
- Molded foam for both seat and back
- Dual upholstery with healthcare grade vinyl under seat
- Polyurethane arm caps in Light Grey, Smoke, and Taupe finishes
- Corian and Wood arm caps available for upcharge
- Arms designed for easy ingress and egress
- Curvature of the arm provides natural cradle to support user's arm
- Field replaceable parts: arm caps, frame, seat, and back
- Non-marring glides
- Optional power mounted on left side [seated] under seat | White finish

SERIES	P1	Patient Upholstered	QS	\$
BACK STYLE	6	Highback		VAR
LEG	10	Single		-
ARM CAP FINISH	GP	Light Grey Polyurethane		-
	SP	Smoke Polyurethane		-
	TP	Taupe Polyurethane		-
	LM	Light Maple		\$180
	MM	Medium Maple		\$180
FRAME FINISH	DM	Dark Maple		\$180
	BI	Corian Bisque		\$350
	SVR	Silver		-
OPTIONS	BM	Matte Bronze		-
	MSK	Matte Smoke		-
	PW	Power [Mounted Under Seat]		\$250
FREIGHT OPTIONS	KD	Knocked Down		-
	BW	Blanket Wrapped - Fully Assembled (25 seat minimum)		\$75
FREIGHT REQUIREMENTS	AS	Allseating Standard		-
	FQ	Special Freight Instructions (Call for Quote)		VAR
	GD	Guaranteed Delivery Date and Time (Call for Quote)		VAR

DIMENSIONS

- OVERALL: 44.5"H | 26.4"W | 24.5"D
- Seat: 18.3"H | 21"W | 19"D
- Back: 26"H | 21"W
- Arm: 25.8"H
- COM Full: 2 yards
- COM Seat: 1 yard
- COM Back: 1 yard

NOTES

- Knocked Down shipping indicates chair with back taken off
- Warranted for users up to 400lbs
- This product meets the requirements set forth in ANSI/BIFMA HCF8.1.

TO ORDER SIMPLY FILL IN THE BLANKS

P1	6	10							
SERIES	BACK STYLE	LEG	ARM CAP FINISH	FRAME FINISH	OPTIONS	FREIGHT OPTION	FREIGHT REQUIREMENTS	FABRIC CODE - SEAT	FABRIC CODE - BACK

Please refer to allseating.com for fabric codes.

RÜHE® ROCKER

DESIGN | MIKE SHIELDS
GSA SIN | 33721



BASE PRICE | \$1,414 P1612

Code	Grade 1	Grade 2/ COM	Grade 3	Grade 4/ COL	Grade 5	Grade 6	Grade 7	Grade 8	Leather 1	Leather 2	Leather 3
SEAT	\$712	\$740	\$758	\$782	\$803	\$840	\$882	\$929	\$1,032	\$1,077	\$1,214
BACK	\$702	\$730	\$748	\$772	\$793	\$830	\$872	\$919	\$1,022	\$1,067	\$1,204

FEATURES

- Durable yet lightweight 14g steel frame
- Frame available in Silver, Matte Smoke, and Matte Bronze
- Frame is wall-saver design
- Soft cleanout between seat and back
- Molded foam for both seat and back
- Dual upholstery with healthcare grade vinyl under seat
- Polyurethane arm caps in Light Grey, Smoke, and Taupe finishes
- Corian and Wood arm caps available for upcharge
- Arms designed for easy ingress and egress
- Curvature of the arm provides natural cradle to support user's arm
- Field replaceable parts: arm caps, frame, seat, and back
- Non-marring glides

SERIES	P1	Patient Upholstered	QS	\$
BACK STYLE	6	Highback		VAR
LEG	12	Rocker		-
ARM CAP FINISH	GP	Light Grey Polyurethane		-
	SP	Smoke Polyurethane		-
	TP	Taupe Polyurethane		-
	LM	Light Maple		\$180
	MM	Medium Maple		\$180
FRAME FINISH	DM	Dark Maple		\$180
	BI	Corian Bisque		\$350
	SVR	Silver		-
FREIGHT OPTIONS	BM	Matte Bronze		-
	MSK	Matte Smoke		-
	KD	Knocked Down		-
FREIGHT REQUIREMENTS	BW	Blanket Wrapped - Fully Assembled (25 seat minimum)		\$75
	AS	Allseating Standard		-
	FQ	Special Freight Instructions (Call for Quote)		VAR
	GD	Guaranteed Delivery Date and Time (Call for Quote)		VAR

DIMENSIONS

- OVERALL: 42.5"H | 26.4"W | 29.3"D
- Seat: 16.3"H | 21"W | 19"D
- Back: 26"H | 21"W
- Arm: 23.8"H
- COM Full: 2 yards
- COM Seat: 1 yard
- COM Back: 1 yard

NOTES

- Knocked Down shipping indicates chair with back taken off
- Warranted for users up to 400lbs
- This product meets the requirements set forth in ANSI/BIFMA HCF8.1.

TO ORDER SIMPLY FILL IN THE BLANKS

P1	-	0	-	12	-		-		-	-							
SERIES		BACK STYLE		LEG		ARM CAP FINISH		FRAME FINISH		OPTIONS		FREIGHT OPTION		FREIGHT REQUIREMENTS		FABRIC CODE - SEAT Please refer to allseating.com for fabric codes.	FABRIC CODE - BACK

RÜHE® HIP CHAIR

DESIGN | MIKE SHIELDS
GSA SIN | 33721



FEATURES

- Durable yet lightweight 14g steel frame
- Frame available in Silver, Matte Smoke, and Matte Bronze
- Frame is wall-saver design
- Soft cleanout between seat and back
- Molded foam for both seat and back
- Dual upholstery with healthcare grade vinyl under seat
- Polyurethane arm caps in Light Grey, Smoke, and Taupe finishes
- Corian and Wood arm caps available for upcharge
- Arms designed for easy ingress and egress
- Curvature of the arm provides natural cradle to support user's arm
- Field replaceable parts: arm caps, frame, seat, and back
- Non-marring glides
- Optional power mounted under seat

BASE PRICE | \$1,138

P1013

Code	Grade 1	Grade 2/COM	Grade 3	Grade 4/COL	Grade 5	Grade 6	Grade 7	Grade 8	Leather 1	Leather 2	Leather 3
SEAT	\$676	\$704	\$722	\$746	\$767	\$804	\$846	\$893	\$996	\$1,041	\$1,178
BACK	\$462	\$483	\$497	\$515	\$530	\$558	\$590	\$625	\$702	\$736	\$839

SERIES	P1	Patient Upholstered	QS	\$
BACK STYLE	0	Midback		VAR
LEG	13	Hip Chair		-
ARM CAP FINISH	GP	Light Grey Polyurethane		-
	SP	Smoke Polyurethane		-
	TP	Taupe Polyurethane		-
	LM	Light Maple		\$180
	MM	Medium Maple		\$180
FRAME FINISH	DM	Dark Maple		\$180
	BI	Corian Bisque		\$350
	SVR	Silver		-
	BM	Matte Bronze		-
FREIGHT OPTIONS	MSK	Matte Smoke		-
	KD	Knocked Down		-
	BW	Blanket Wrapped - Fully Assembled (25 seat minimum)		\$75
FREIGHT REQUIREMENTS	AS	Allseating Standard		-
	FQ	Special Freight Instructions (Call for Quote)		VAR
	GD	Guaranteed Delivery Date and Time (Call for Quote)		VAR

DIMENSIONS

- OVERALL: 38.5"H | 26.4"W | 25.5"D
- Seat: 23.3"H | 21"W | 19"D
- Back: 16"H | 21"W
- Arm: 30.5"H
- Step Rail: 5.2"H
- COM Full: 1.75 yards
- COM Seat: 1 yard
- COM Back: 0.75 yards

NOTES

- Knocked Down shipping indicates chair with back taken off
- Warranted for users up to 400lbs
- This product meets the requirements set forth in ANSI/BIFMA HCF8.1.

TO ORDER SIMPLY FILL IN THE BLANKS

P1	0	13			-				
SERIES	BACK STYLE	LEG	ARM CAP FINISH	FRAME FINISH	OPTIONS	FREIGHT OPTION	FREIGHT REQUIREMENTS	FABRIC CODE - SEAT	FABRIC CODE - BACK

Please refer to allseating.com for fabric codes.



RÜHE® GUEST

DESIGN | MIKE SHIELDS
GSA SIN | 33721

BASE PRICE | \$995

P1010

Code	Grade 1	Grade 2/ COM	Grade 3	Grade 4/ COL	Grade 5	Grade 6	Grade 7	Grade 8	Leather 1	Leather 2	Leather 3
SEAT	\$595	\$623	\$641	\$665	\$686	\$723	\$765	\$812	\$915	\$960	\$1,097
BACK	\$400	\$421	\$435	\$453	\$468	\$496	\$528	\$563	\$640	\$674	\$777

FEATURES

- Durable yet lightweight 14g steel frame
- Frame available in Silver, Matte Smoke, and Matte Bronze
- Frame is wall-saver design
- Soft cleanout between seat and back
- Molded foam for both seat and back
- Dual upholstery with healthcare grade vinyl under seat
- Polyurethane arm caps in Light Grey, Smoke, and Taupe finishes
- Corian and Wood arm caps available for upcharge
- Arms designed for easy ingress and egress
- Curvature of the arm provides natural cradle to support user's arm
- Field replaceable parts: arm caps, frame, seat, and back
- Non-marring glides
- Optional power mounted on left side [seated] under seat | White finish

SERIES	P1	Guest Upholstered	QS	\$
BACK STYLE	0	Midback		VAR
LEG	10	Single		-
ARM CAP FINISH	GP	Light Grey Polyurethane		-
	SP	Smoke Polyurethane		-
	TP	Taupe Polyurethane		-
	LM	Light Maple		\$180
	MM	Medium Maple		\$180
FRAME FINISH	DM	Dark Maple		\$180
	BI	Corian Bisque		\$350
	SVR	Silver		-
	BM	Matte Bronze		-
OPTIONS	MSK	Matte Smoke		-
	PW	Power [Mounted Under Seat]		\$250
	FREIGHT OPTIONS	KD	Knocked Down	
FREIGHT REQUIREMENTS	BW	Blanket Wrapped - Fully Assembled (25 seat minimum)		\$75
	AS	Allseating Standard		-
	FQ	Special Freight Instructions (Call for Quote)		VAR
	GD	Guaranteed Delivery Date and Time (Call for Quote)		VAR

DIMENSIONS

- Overall: 33.5"H | 26.4"W | 24.5"D
- Seat: 18.3"H | 21"W | 19"D
- Back: 16"H | 21"W
- Arm: 25.8"H
- COM Full: 1.75yards
- COM Seat: 1 yard
- COM Back: 0.75 yards

NOTES

- Knocked Down shipping indicates chair with back taken off
- Warranted for users up to 400lbs
- This product meets the requirements set forth in ANSI/BIFMA HCF8.1

TO ORDER SIMPLY FILL IN THE BLANKS

P1	0	10							
SERIES	BACK STYLE	LEG	ARM CAP FINISH	FRAME FINISH	OPTIONS	FREIGHT OPTION	FREIGHT REQUIREMENTS	FABRIC CODE - SEAT	FABRIC CODE - BACK

Please refer to allseating.com for fabric codes.

RÜHE® GUEST PLUS

DESIGN | MIKE SHIELDS
GSA SIN | 33721



BASE PRICE | \$1,239
P1410

Code	Grade 1	Grade 2/ COM	Grade 3	Grade 4/ COL	Grade 5	Grade 6	Grade 7	Grade 8	Leather 1	Leather 2	Leather 3
SEAT	\$744	\$772	\$790	\$814	\$835	\$872	\$914	\$961	\$1,064	\$1,109	\$1,246
BACK	\$495	\$537	\$564	\$600	\$632	\$687	\$750	\$821	\$974	\$1,043	\$1,248

FEATURES

- Durable yet lightweight 14g steel frame
- Frame available in Silver, Matte Smoke, and Matte Bronze
- Frame is wall-saver design
- Soft cleanout between seat and back
- Molded foam for both seat and back
- Dual upholstery with healthcare grade vinyl under seat
- Polyurethane arm caps in Light Grey, Smoke, and Taupe finishes
- Corian and Wood arm caps available for upcharge
- Arms designed for easy ingress and egress
- Curvature of the arm provides natural cradle to support user's arm
- Field replaceable parts: arm caps, frame, seat, and back
- Non-marring glides
- Optional power mounted on left side [seated] under seat | White finish

SERIES	P1	Guest Upholstered	QS	\$
BACK STYLE	4	Midback Plus		VAR
LEG	10	Single		-
ARM CAP FINISH	LG	Light Grey Polyurethane		-
	SK	Smoke Polyurethane		-
	TP	Taupe Polyurethane		-
	LM	Light Wood		\$180
	MM	Medium Wood		\$180
FRAME FINISH	DM	Dark Wood		\$180
	BI	Corian Bisque		\$350
	SVR	Silver		-
	BM	Matte Bronze		-
OPTIONS	MSK	Matte Smoke		-
	PW	Power [Mounted Under Seat]		\$250
FREIGHT OPTIONS	KD	Knocked Down		-
	BW	Blanket Wrapped - Fully Assembled (25 seat minimum)		\$75
FREIGHT REQUIREMENTS	AS	Allseating Standard		-
	FQ	Special Freight Instructions (Call for Quote)		VAR
	GD	Guaranteed Delivery Date and Time (Call for Quote)		VAR

DIMENSIONS

- Overall: 33.5"H | 35.4"W | 24.5"D
- Seat: 18.3"H | 30"W | 19"D
- Back: 16"H | 30"W
- Arm: 25.8"H
- COM Full: 2.5 yards
- COM Seat: 1 yard
- COM Back: 1.5 yards

NOTES

- Knocked Down shipping indicates chair with back taken off
- Warranted for users up to 500lbs
- This product meets the requirements set forth in ANSI/BIFMA HCF8.1

TO ORDER SIMPLY FILL IN THE BLANKS

P1 -
 4 -
 10 -
 -
 -
 -
 -
 -
 -

SERIES **BACK STYLE** **LEG** **ARM CAP FINISH** **FRAME FINISH** **OPTIONS** **FREIGHT OPTION** **FREIGHT REQUIREMENTS** **FABRIC CODE - SEAT** **FABRIC CODE - BACK**
Please refer to allseating.com for fabric codes.

ING
ALORA
PILLOWS
ASTUTE
ATTUNE
AVES
CHORUSH
DART
DOVE
EIGHTY-TWO
ENTAIL
EQUATION
EXCHANGE
FOSTER
INERTIA
INMATE
JIF
L1
LEVO
MANTRA
PRATA
PRESTO
RAINBOW
REQUISITE
RSS
RÜHE
THERAPOD
TUCK
WATSON
YOU
ZIP

RÜHE® GUEST LOVESEAT

DESIGN | MIKE SHIELDS
GSA SIN | 33721



BASE PRICE \$1,555											
P1510											
Code	Grade 1	Grade 2/ COM	Grade 3	Grade 4/ COL	Grade 5	Grade 6	Grade 7	Grade 8	Leather 1	Leather 2	Leather 3
SEAT	\$770	\$812	\$839	\$875	\$907	\$962	\$1,025	\$1,096	\$1,249	\$1,318	\$1,523
BACK	\$785	\$827	\$854	\$890	\$922	\$977	\$1,040	\$1,111	\$1,264	\$1,333	\$1,538

FEATURES

- Durable yet lightweight 14g steel frame
- Frame available in Silver, Matte Smoke, and Matte Bronze
- Frame is wall-saver design
- Soft cleanout between seat and back
- Molded foam for both seat and back
- Dual upholstery with healthcare grade vinyl under seat
- Polyurethane arm caps in Light Grey, Smoke, and Taupe finishes
- Corian and Wood arm caps available for upcharge
- Arms designed for easy ingress and egress
- Curvature of the arm provides natural cradle to support user's arm
- Field replaceable parts: arm caps, frame, seat, and back
- Non-marring glides
- Optional power mounted on left side [seated] under seat | White finish

SERIES	P1	Guest Upholstered	QS	\$
BACK STYLE	5	Midback		VAR
LEG	10	Single		-
ARM CAP FINISH	LG	Light Grey Polyurethane		-
	SK	Smoke Polyurethane		-
	TP	Taupe Polyurethane		-
	LM	Light Wood		\$180
	MM	Medium Wood		\$180
FRAME FINISH	DM	Dark Wood		\$180
	BI	Corian Bisque		\$350
	SVR	Silver		-
OPTIONS	BM	Matte Bronze		-
	MSK	Matte Smoke		-
FREIGHT OPTIONS	PW	Power [Mounted Under Seat]		\$250
FREIGHT REQUIREMENTS	KD	Knocked Down		-
	BW	Blanket Wrapped - Fully Assembled (25 seat minimum)		\$75
	AS	Allseating Standard		-
	FQ	Special Freight Instructions (Call for Quote)		VAR
	GD	Guaranteed Delivery Date and Time (Call for Quote)		VAR

DIMENSIONS

- Overall: 33.5"H | 49.4"W | 24.5"D
- Seat: 18.3"H | 44"W | 19"D
- Back: 16"H | 44"W
- Arm: 25.8"H
- COM Full: 3 yards
- COM Seat: 1.5 yards
- COM Back: 1.5 yards

NOTES

- Knocked Down shipping indicates chair with back taken off
- Warranted for maximum weight of 500lbs
- This product meets the requirements set forth in ANSI/BIFMA HCF8.1

TO ORDER SIMPLY FILL IN THE BLANKS

P1	5	10							
SERIES	BACK STYLE	LEG	ARM CAP FINISH	FRAME FINISH	OPTIONS	FREIGHT OPTION	FREIGHT REQUIREMENTS	FABRIC CODE - SEAT	FABRIC CODE - BACK

Please refer to allseating.com for fabric codes.

RÜHE® GUEST DOUBLE

DESIGN | MIKE SHIELDS
GSA SIN | 33721



BASE PRICE \$1,610											
P1020											
Code	Grade 1	Grade 2/ COM	Grade 3	Grade 4/ COL	Grade 5	Grade 6	Grade 7	Grade 8	Leather 1	Leather 2	Leather 3
SEAT	\$825	\$874	\$906	\$948	\$984	\$1,049	\$1,123	\$1,205	\$1,384	\$1,464	\$1,704
BACK	\$785	\$827	\$854	\$890	\$922	\$977	\$1,040	\$1,111	\$1,264	\$1,333	\$1,538

FEATURES

- Durable yet lightweight 14g steel frame
- Frame available in Silver, Matte Smoke, and Matte Bronze
- Frame is wall-saver design
- Soft cleanout between seat and back
- Molded foam for both seat and back
- Dual upholstery with healthcare grade vinyl under seat
- Polyurethane arm caps in Light Grey, Smoke, and Taupe finishes
- Corian and Wood arm caps available for upcharge
- Arms designed for easy ingress and egress
- Curvature of the arm provides natural cradle to support user's arm
- Field replaceable parts: arm caps, frame, seat, and back
- Non-marring glides
- Optional power mounted on left side [seated] under seat | White finish

SERIES	P1	Guest Upholstered	QS	\$
BACK STYLE	0	Midback		VAR
LEG	20	Double		-
ARM CAP FINISH	LG	Light Grey Polyurethane		-
	SK	Smoke Polyurethane		-
	TP	Taupe Polyurethane		-
	LM	Light Wood		\$180
	MM	Medium Wood		\$180
FRAME FINISH	DM	Dark Wood		\$180
	BI	Corian Bisque		\$350
	SVR	Silver		-
OPTIONS	BM	Matte Bronze		-
	MSK	Matte Smoke		-
	MB	Power [Mounted Under Seat]		\$250
FREIGHT OPTIONS	KD	Knocked Down		-
	BW	Blanket Wrapped - Fully Assembled (25 seat minimum)		\$150
FREIGHT REQUIREMENTS	AS	Allseating Standard		-
	FQ	Special Freight Instructions (Call for Quote)		VAR
	GD	Guaranteed Delivery Date and Time (Call for Quote)		VAR

DIMENSIONS

- Overall: 33.5"H | 49.4"W | 24.5"D
- Seat: 18.3"H | 22"W Per Seat | 19"D
- Back: 16"H | 44"W
- Arm: 25.8"H
- COM Full: 3.25 yards
- COM Seat: 1.75 yards
- COM Back: 1.5 yards

NOTES

- Knocked Down shipping indicates chair with back taken off
- Warranted for users up to 300lbs per seat
- This product meets the requirements set forth in ANSI/BIFMA HCF8.1

TO ORDER SIMPLY FILL IN THE BLANKS

P1	-	0	-	20	-		-		-		-		-		-		
SERIES		BACK STYLE		LEG		ARM CAP FINISH		FRAME FINISH		OPTIONS		FREIGHT OPTION		FREIGHT REQUIREMENTS		FABRIC CODE - SEAT	FABRIC CODE - BACK

Please refer to allseating.com for fabric codes.

RÜHE® GUEST DOUBLE HALF ARM

DESIGN | MIKE SHIELDS
GSA SIN | 33721



BASE PRICE \$1,757											
P1021											
Code	Grade 1	Grade 2/ COM	Grade 3	Grade 4/ COL	Grade 5	Grade 6	Grade 7	Grade 8	Leather 1	Leather 2	Leather 3
SEAT	\$972	\$1,021	\$1,053	\$1,095	\$1,131	\$1,196	\$1,270	\$1,352	\$1,531	\$1,611	\$1,851
BACK	\$785	\$827	\$854	\$890	\$922	\$977	\$1,040	\$1,111	\$1,264	\$1,333	\$1,538

FEATURES

- Durable yet lightweight 14g steel frame
- Frame available in Silver, Matte Smoke, and Matte Bronze
- Frame is wall-saver design
- Soft cleanout between seat and back
- Molded foam for both seat and back
- Dual upholstery with healthcare grade vinyl under seat
- Polyurethane arm caps in Light Grey, Smoke, and Taupe finishes
- Corian and Wood arm caps available for upcharge
- Arms designed for easy ingress and egress
- Curvature of the arm provides natural cradle to support user's arm
- Field replaceable parts: arm caps, frame, seat, and back
- Non-marring glides
- Optional power mounted on left side [seated] under seat | White finish

SERIES	P1	Guest Upholstered	QS	\$
BACK STYLE	0	Midback		VAR
LEG	21	Double with Half Arm		-
ARM CAP FINISH	LG	Light Grey Polyurethane		-
	SK	Smoke Polyurethane		-
	TP	Taupe Polyurethane		-
	LM	Light Wood		\$270
	MM	Medium Wood		\$270
FRAME FINISH	DM	Dark Wood		\$270
	BI	Corian Bisque		\$525
	SVR	Silver		-
OPTIONS	BM	Matte Bronze		-
	MSK	Matte Smoke		-
	PW	Power [Mounted Under Seat]		\$250
FREIGHT OPTIONS	KD	Knocked Down		-
	BW	Blanket Wrapped - Fully Assembled (25 seat minimum)		\$150
FREIGHT REQUIREMENTS	AS	Allseating Standard		-
	FQ	Special Freight Instructions (Call for Quote)		VAR
	GD	Guaranteed Delivery Date and Time (Call for Quote)		VAR

DIMENSIONS

- Overall: 33.5"H | 49.4"W | 24.5"D
- Seat: 18.3"H | 21"W Per Seat | 19"D
- Back: 16"H | 21"W Per Back
- Arm: 25.8"H
- COM Full: 3.25 yards
- COM Seat: 1.75 yards
- COM Back: 1.5 yards

NOTES

- Knocked Down shipping indicates chair with back taken off
- Warranted for users up to 250lbs per seat
- This product meets the requirements set forth in ANSI/BIFMA HCF8.1

TO ORDER SIMPLY FILL IN THE BLANKS

P1	0	21							
SERIES	BACK STYLE	LEG	ARM CAP FINISH	FRAME FINISH	OPTIONS	FREIGHT OPTION	FREIGHT REQUIREMENTS	FABRIC CODE - SEAT	FABRIC CODE - BACK

Please refer to allseating.com for fabric codes.

RÜHE® GUEST DOUBLE FULL ARM

DESIGN | MIKE SHIELDS
GSA SIN | 33721



BASE PRICE \$1,830											
P1022											
Code	Grade 1	Grade 2/ COM	Grade 3	Grade 4/ COL	Grade 5	Grade 6	Grade 7	Grade 8	Leather 1	Leather 2	Leather 3
SEAT	\$1,045	\$1,094	\$1,126	\$1,168	\$1,204	\$1,269	\$1,343	\$1,425	\$1,604	\$1,684	\$1,924
BACK	\$785	\$827	\$854	\$890	\$922	\$977	\$1,040	\$1,111	\$1,264	\$1,333	\$1,538

FEATURES

- Durable yet lightweight 14g steel frame
- Frame available in Silver, Matte Smoke, and Matte Bronze
- Frame is wall-saver design
- Soft cleanout between seat and back
- Molded foam for both seat and back
- Dual upholstery with healthcare grade vinyl under seat
- Polyurethane arm caps in Light Grey, Smoke, and Taupe finishes
- Corian and Wood arm caps available for upcharge
- Arms designed for easy ingress and egress
- Curvature of the arm provides natural cradle to support user's arm
- Field replaceable parts: arm caps, frame, seat, and back
- Non-marring glides
- Optional power mounted on left side [seated] under seat | White finish

SERIES	P1	Guest Upholstered	QS	\$
BACK STYLE	0	Midback		VAR
LEG	22	Double with Full Arm		-
ARM CAP FINISH	LG	Light Grey Polyurethane		-
	SK	Smoke Polyurethane		-
	TP	Taupe Polyurethane		-
	LM	Light Wood		\$270
	MM	Medium Wood		\$270
FRAME FINISH	DM	Dark Wood		\$270
	BI	Corian Bisque		\$525
	SVR	Silver		-
OPTIONS	BM	Matte Bronze		-
	MSK	Matte Smoke		-
	PW	Power [Mounted Under Seat]		\$250
FREIGHT OPTIONS	KD	Knocked Down		-
	BW	Blanket Wrapped - Fully Assembled (25 seat minimum)		\$150
FREIGHT REQUIREMENTS	AS	Allseating Standard		-
	FQ	Special Freight Instructions (Call for Quote)		VAR
	GD	Guaranteed Delivery Date and Time (Call for Quote)		VAR

DIMENSIONS

- Overall: 33.5"H | 49.4"W | 24.5"D
- Seat: 18.3"H | 21"W Per Seat | 19"D
- Back: 16"H | 21"W Per Back
- Arm: 25.8"H
- COM Full: 3.25 yards
- COM Seat: 1.75 yards
- COM Back: 1.5 yards

NOTES

- Knocked Down shipping indicates chair with back taken off
- Warranted for users up to 250lbs per seat
- This product meets the requirements set forth in ANSI/BIFMA HCF8.1

TO ORDER SIMPLY FILL IN THE BLANKS

P1	0	22							
SERIES	BACK STYLE	LEG	ARM CAP FINISH	FRAME FINISH	OPTIONS	FREIGHT OPTION	FREIGHT REQUIREMENTS	FABRIC CODE - SEAT	FABRIC CODE - BACK

Please refer to allseating.com for fabric codes.

RÜHE® GUEST TRIPLE

DESIGN | MIKE SHIELDS
GSA SIN | 33721



BASE PRICE | \$2,235

P1030

Code	Grade 1	Grade 2/ COM	Grade 3	Grade 4/ COL	Grade 5	Grade 6	Grade 7	Grade 8	Leather 1	Leather 2	Leather 3
SEAT	\$1,340	\$1,403	\$1,444	\$1,498	\$1,545	\$1,628	\$1,723	\$1,828	\$2,059	\$2,161	\$2,470
BACK	\$895	\$944	\$976	\$1,018	\$1,054	\$1,119	\$1,193	\$1,275	\$1,454	\$1,534	\$1,774

FEATURES

- Durable yet lightweight 14g steel frame
- Frame available in Silver, Matte Smoke, and Matte Bronze
- Frame is wall-saver design
- Soft cleanout between seat and back
- Molded foam for both seat and back
- Dual upholstery with healthcare grade vinyl under seat
- Polyurethane arm caps in Light Grey, Smoke, and Taupe finishes
- Corian and Wood arm caps available for upcharge
- Arms designed for easy ingress and egress
- Curvature of the arm provides natural cradle to support user's arm
- Field replaceable parts: arm caps, frame, seat, and back
- Non-marring glides
- Optional power mounted on left side [seated] under seat | White finish

SERIES	P1	Guest Upholstered	QS	\$
BACK STYLE	0	Midback		VAR
LEG	30	Triple		-
ARM CAP FINISH	LG	Light Grey Polyurethane		-
	SK	Smoke Polyurethane		-
	TP	Taupe Polyurethane		-
	LM	Light Wood		\$180
	MM	Medium Wood		\$180
FRAME FINISH	DM	Dark Wood		\$180
	BI	Corian Bisque		\$350
	SVR	Silver		-
OPTIONS	BM	Matte Bronze		-
	MSK	Matte Smoke		-
	PW	Power [Mounted Under Seat]		\$250
FREIGHT OPTIONS	KD	Knocked Down		-
	BW	Blanket Wrapped - Fully Assembled (25 seat minimum)		\$225
FREIGHT REQUIREMENTS	AS	Allseating Standard		-
	FQ	Special Freight Instructions (Call for Quote)		VAR
	GD	Guaranteed Delivery Date and Time (Call for Quote)		VAR

DIMENSIONS

- Overall: 33.5"H | 71.5"W | 24.5"D
- Seat: 18.3"H | 22"W Per Seat | 19"D
- Back: 16"H | 66"W
- Arm: 25.8"H
- COM Full: 4 yards
- COM Seat: 2.25 yards
- COM Back: 1.75 yards

NOTES

- Knocked Down shipping indicates chair with back taken off
- Warranted for users up to 250lbs per seat
- This product meets the requirements set forth in ANSI/BIFMA HCF8.1

TO ORDER SIMPLY FILL IN THE BLANKS

P1	0	30							
SERIES	BACK STYLE	LEG	ARM CAP FINISH	FRAME FINISH	OPTIONS	FREIGHT OPTION	FREIGHT REQUIREMENTS	FABRIC CODE - SEAT	FABRIC CODE - BACK

Please refer to allseating.com for fabric codes.



ING
ALORA
PILLOWS
ASTUTE
ATTUNE
AVES
CHROMIUM
DART
DOVE
EIGHTY-TWO
ENTAIL
EQUATION
EXCHANGE
FOSTER
INERTIA
INMATE
JIF
L1
LEVO
MANTRA
PRATA
PRESTO
RAINBOW
REQUISITE
RSS
RÜHE
THERAPOD
TUCK
WATSON
YOU
ZIP

RÜHE® GUEST TRIPLE HALF ARM

DESIGN | MIKE SHIELDS
GSA SIN | 33721



BASE PRICE \$2,548											
P1031											
Code	Grade 1	Grade 2/ COM	Grade 3	Grade 4/ COL	Grade 5	Grade 6	Grade 7	Grade 8	Leather 1	Leather 2	Leather 3
SEAT	\$1,654	\$1,717	\$1,758	\$1,812	\$1,859	\$1,942	\$2,037	\$2,142	\$2,373	\$2,475	\$2,784
BACK	\$894	\$957	\$998	\$1,052	\$1,099	\$1,182	\$1,277	\$1,382	\$1,613	\$1,715	\$2,024

FEATURES

- Durable yet lightweight 14g steel frame
- Frame available in Silver, Matte Smoke, and Matte Bronze
- Frame is wall-saver design
- Soft cleanout between seat and back
- Molded foam for both seat and back
- Dual upholstery with healthcare grade vinyl under seat
- Polyurethane arm caps in Light Grey, Smoke, and Taupe finishes
- Corian and Wood arm caps available for upcharge
- Arms designed for easy ingress and egress
- Curvature of the arm provides natural cradle to support user's arm
- Field replaceable parts: arm caps, frame, seat, and back
- Non-marring glides
- Optional power mounted on left side [seated] under seat | White finish

SERIES	P1	Guest Upholstered	QS	\$
BACK STYLE	0	Midback		VAR
LEG	31	Triple with Half Arm		-
ARM CAP FINISH	LG	Light Grey Polyurethane		-
	SK	Smoke Polyurethane		-
	TP	Taupe Polyurethane		-
	LM	Light Wood		\$360
	MM	Medium Wood		\$360
FRAME FINISH	DM	Dark Wood		\$360
	BI	Corian Bisque		\$700
	SVR	Silver		-
OPTIONS	BM	Matte Bronze		-
	MSK	Matte Smoke		-
FREIGHT OPTIONS	PW	Power [Mounted Under Seat]		\$250
FREIGHT REQUIREMENTS	KD	Knocked Down		-
	BW	Blanket Wrapped - Fully Assembled (25 seat minimum)		\$225
FREIGHT REQUIREMENTS	AS	Allseating Standard		-
	FQ	Special Freight Instructions (Call for Quote)		VAR
	GD	Guaranteed Delivery Date and Time (Call for Quote)		VAR

DIMENSIONS

- Overall: 33.5"H | 71.5"W | 24.5"D
- Seat: 18.3"H | 21"W Per Seat | 19"D
- Back: 16"H | 21"W Per Seat
- Arm: 25.8"H
- COM Full: 4.5 yards
- COM Seat: 2.25 yards
- COM Back: 2.25 yards

NOTES

- Knocked Down shipping indicates chair with back taken off
- Warranted for users up to 250lbs per seat
- This product meets the requirements set forth in ANSI/BIFMA HCF8.1

TO ORDER SIMPLY FILL IN THE BLANKS

P1	0	31							
SERIES	BACK STYLE	LEG	ARM CAP FINISH	FRAME FINISH	OPTIONS	FREIGHT OPTION	FREIGHT REQUIREMENTS	FABRIC CODE - SEAT	FABRIC CODE - BACK

Please refer to allseating.com for fabric codes.

RÜHE® GUEST TRIPLE FULL ARM

DESIGN | MIKE SHIELDS
GSA SIN | 33721



BASE PRICE \$2,620											
P1032											
Code	Grade 1	Grade 2/COM	Grade 3	Grade 4/COL	Grade 5	Grade 6	Grade 7	Grade 8	Leather 1	Leather 2	Leather 3
SEAT	\$1,725	\$1,788	\$1,829	\$1,883	\$1,930	\$2,013	\$2,108	\$2,213	\$2,444	\$2,546	\$2,855
BACK	\$895	\$958	\$999	\$1,053	\$1,100	\$1,183	\$1,278	\$1,383	\$1,614	\$1,716	\$2,025

FEATURES

- Durable yet lightweight 14g steel frame
- Frame available in Silver, Matte Smoke, and Matte Bronze
- Frame is wall-saver design
- Soft cleanout between seat and back
- Molded foam for both seat and back
- Dual upholstery with healthcare grade vinyl under seat
- Polyurethane arm caps in Light Grey, Smoke, and Taupe finishes
- Corian and Wood arm caps available for upcharge
- Arms designed for easy ingress and egress
- Curvature of the arm provides natural cradle to support user's arm
- Field replaceable parts: arm caps, frame, seat, and back
- Non-marring glides
- Optional power mounted on left side [seated] under seat | White finish

SERIES	P1	Guest Upholstered	QS	\$
BACK STYLE	0	Midback		VAR
LEG	32	Triple with Full Arm		-
ARM CAP FINISH	LG	Light Grey Polyurethane		-
	SK	Smoke Polyurethane		-
	TP	Taupe Polyurethane		-
	LM	Light Wood		\$360
	MM	Medium Wood		\$360
FRAME FINISH	DM	Dark Wood		\$360
	BI	Corian Bisque		\$700
	SVR	Silver		-
OPTIONS	BM	Matte Bronze		-
	MSK	Matte Smoke		-
FREIGHT OPTIONS	PW	Power [Mounted Under Seat]		\$250
FREIGHT REQUIREMENTS	KD	Knocked Down		-
	BW	Blanket Wrapped - Fully Assembled (25 seat minimum)		\$225
	AS	Allseating Standard		-
	FQ	Special Freight Instructions (Call for Quote)		VAR
	GD	Guaranteed Delivery Date and Time (Call for Quote)		VAR

DIMENSIONS

- Overall: 33.5"H | 71.5"W | 24.5"D
- Seat: 18.3"H | 21"W Per Seat | 19"D
- Back: 16"H | 21"W Per Seat
- Arm: 25.8"H
- COM Full: 4.5 yards
- COM Seat: 2.25 yards
- COM Back: 2.25 yards

NOTES

- Knocked Down shipping indicates chair with back taken off
- Warranted for users up to 250lbs per seat
- This product meets the requirements set forth in ANSI/BIFMA HCF8.1

TO ORDER SIMPLY FILL IN THE BLANKS

P1	0	32							
SERIES	BACK STYLE	LEG	ARM CAP FINISH	FRAME FINISH	OPTIONS	FREIGHT OPTION	FREIGHT REQUIREMENTS	FABRIC CODE - SEAT	FABRIC CODE - BACK

Please refer to allseating.com for fabric codes.

RÜHE® LOUNGE SINGLE

DESIGN | MIKE SHIELDS
GSA SIN | 33721



FEATURES

- Durable yet lightweight 14g steel frame
- Frame available in Silver, Matte Smoke, and Matte Bronze
- Frame is wall-saver design
- Soft cleanout between seat and back
- Molded foam for both seat and back
- Dual upholstery with healthcare grade vinyl under seat
- Polyurethane arm caps in Light Grey, Smoke, and Taupe finishes
- Corian and Wood arm caps available for upcharge
- Arms designed for easy ingress and egress
- Curvature of the arm provides natural cradle to support user's arm
- Field replaceable parts: arm caps, frame, seat, and back
- Non-marring glides
- Optional power mounted on left side [seated] under seat | White finish

BASE PRICE \$1,300											
P2010											
Code	Grade 1	Grade 2/COM	Grade 3	Grade 4/COL	Grade 5	Grade 6	Grade 7	Grade 8	Leather 1	Leather 2	Leather 3
SEAT	\$780	\$815	\$838	\$868	\$894	\$940	\$993	\$1,051	\$1,179	\$1,236	\$1,408
BACK	\$520	\$569	\$601	\$643	\$679	\$744	\$818	\$900	\$1,079	\$1,159	\$1,399

SERIES	P2	Lounge Upholstered	QS	\$
BACK STYLE	0	Midback		VAR
LEG	10	Single		-
ARM CAP FINISH	GP	Light Grey Polyurethane		-
	SP	Smoke Polyurethane		-
	TP	Taupe Polyurethane		-
	LM	Light Maple		\$195
	MM	Medium Maple		\$195
FRAME FINISH	DM	Dark Maple		\$195
	BI	Corian Bisque		\$375
	SVR	Silver		-
OPTIONS	BM	Matte Bronze		-
	MSK	Matte Smoke		-
	PW	Power [Mounted Under Seat]		-
FREIGHT OPTIONS	KD	Knocked Down		-
	BW	Blanket Wrapped - Fully Assembled (25 seat minimum)		\$75
FREIGHT REQUIREMENTS	AS	Allseating Standard		-
	FQ	Special Freight Instructions (Call for Quote)		VAR
	GD	Guaranteed Delivery Date and Time (Call for Quote)		VAR

DIMENSIONS

- OVERALL: 31"H | 28.3"W | 27"D
- Seat: 17.5"H | 23"W | 19.3"D
- Back: 15.5"H | 23"W
- Arm: 24.5"H
- COM Full: 3.5 yards
- COM Seat: 1.25 yards
- COM Back: 2.25 yards

NOTES

- Knocked Down shipping indicates chair with back taken off
- Warranted for users up to 400lbs
- This product meets the requirements set forth in ANSI/BIFMA HCF5.11

TO ORDER SIMPLY FILL IN THE BLANKS

P2	0	10							
SERIES	BACK STYLE	LEG	ARM CAP FINISH	FRAME FINISH	OPTIONS	FREIGHT OPTION	FREIGHT REQUIREMENTS	FABRIC CODE - SEAT	FABRIC CODE - BACK

Please refer to allseating.com for fabric codes.

RÜHE® LOUNGE DOUBLE

DESIGN | MIKE SHIELDS
GSA SIN | 33721



FEATURES

- Durable yet lightweight 14g steel frame
- Frame available in Silver, Matte Smoke, and Matte Bronze
- Frame is wall-saver design
- Soft cleanout between seat and back
- Molded foam for both seat and back
- Dual upholstery with healthcare grade vinyl under seat
- Polyurethane arm caps in Light Grey, Smoke, and Taupe finishes
- Corian and Wood arm caps available for upcharge
- Arms designed for easy ingress and egress
- Curvature of the arm provides natural cradle to support user's arm
- Field replaceable parts: arm caps, frame, seat, and back
- Non-marring glides
- Optional power mounted on left side [seated] under seat | White finish

BASE PRICE \$2,027											
P2020											
Code	Grade 1	Grade 2/COM	Grade 3	Grade 4/COL	Grade 5	Grade 6	Grade 7	Grade 8	Leather 1	Leather 2	Leather 3
SEAT	\$1,215	\$1,264	\$1,296	\$1,338	\$1,374	\$1,439	\$1,513	\$1,595	\$1,774	\$1,854	\$2,094
BACK	\$812	\$875	\$916	\$970	\$1,017	\$1,100	\$1,195	\$1,300	\$1,531	\$1,633	\$1,942

SERIES	P2	Lounge Upholstered	QS	\$
BACK STYLE	0	Midback		VAR
LEG	20	Double		-
ARM CAP FINISH	GP	Light Grey Polyurethane		-
	SP	Smoke Polyurethane		-
	TP	Taupe Polyurethane		-
	LM	Light Maple		\$195
	MM	Medium Maple		\$195
FRAME FINISH	DM	Dark Maple		\$195
	BI	Corian Bisque		\$375
	SVR	Silver		-
OPTIONS	BM	Matte Bronze		-
	MSK	Matte Smoke		-
	PW	Power [Mounted Under Seat]		-
FREIGHT OPTIONS	KD	Knocked Down		-
	BW	Blanket Wrapped - Fully Assembled (25 seat minimum)		\$150
FREIGHT REQUIREMENTS	AS	Allseating Standard		-
	FQ	Special Freight Instructions (Call for Quote)		VAR
	GD	Guaranteed Delivery Date and Time (Call for Quote)		VAR

DIMENSIONS

- OVERALL: 31"H | 51.3"W | 27"D
- Seat: 17.5"H | 23"W Per Seat | 19.3"D
- Back: 15.5"H | 46"W
- Arm: 24.4"H
- COM Full: 4 yards
- COM Seat: 1.75 yards
- COM Back: 2.25 yards

NOTES

- Knocked Down shipping indicates chair with back taken off
- Warranted for users up to 250lbs per seat
- This product meets the requirements set forth in ANSI/BIFMA HCF5.4

TO ORDER SIMPLY FILL IN THE BLANKS

P2	0	20							
SERIES	BACK STYLE	LEG	ARM CAP FINISH	FRAME FINISH	OPTIONS	FREIGHT OPTION	FREIGHT REQUIREMENTS	FABRIC CODE - SEAT	FABRIC CODE - BACK

Please refer to allseating.com for fabric codes.

RÜHE® LOUNGE TRIPLE

DESIGN | MIKE SHIELDS
GSA SIN | 33721



BASE PRICE \$2,548											
P2030											
Code	Grade 1	Grade 2/ COM	Grade 3	Grade 4/ COL	Grade 5	Grade 6	Grade 7	Grade 8	Leather 1	Leather 2	Leather 3
SEAT	\$1,528	\$1,598	\$1,643	\$1,703	\$1,756	\$1,848	\$1,953	\$2,071	\$2,327	\$2,441	\$2,783
BACK	\$1,020	\$1,125	\$1,193	\$1,283	\$1,361	\$1,500	\$1,658	\$1,834	\$2,218	\$2,389	\$2,903

FEATURES

- Durable yet lightweight 14g steel frame
- Frame available in Silver, Matte Smoke, and Matte Bronze
- Frame is wall-saver design
- Soft cleanout between seat and back
- Molded foam for both seat and back
- Dual upholstery with healthcare grade vinyl under seat
- Polyurethane arm caps in Light Grey, Smoke, and Taupe finishes
- Corian and Wood arm caps available for upcharge
- Arms designed for easy ingress and egress
- Curvature of the arm provides natural cradle to support user's arm
- Field replaceable parts: arm caps, frame, seat, and back
- Non-marring glides
- Optional power mounted on left side [seated] under seat | White finish

SERIES	P2	Lounge Upholstered	QS	\$
BACK STYLE	0	Midback		VAR
LEG	30	Triple		-
ARM CAP FINISH	GP	Light Grey Polyurethane		-
	SP	Smoke Polyurethane		-
	TP	Taupe Polyurethane		-
	LM	Light Maple		\$195
	MM	Medium Maple		\$195
FRAME FINISH	DM	Dark Maple		\$195
	BI	Corian Bisque		\$375
	SVR	Silver		-
OPTIONS	BM	Matte Bronze		-
	MSK	Matte Smoke		-
	PW	Power [Mounted Under Seat]		-
FREIGHT OPTIONS	KD	Knocked Down		-
	BW	Blanket Wrapped - Fully Assembled (25 seat minimum)		\$225
FREIGHT REQUIREMENTS	AS	Allseating Standard		-
	FQ	Special Freight Instructions (Call for Quote)		VAR
	GD	Guaranteed Delivery Date and Time (Call for Quote)		VAR

DIMENSIONS

- OVERALL: 31"H | 74"W | 27"D
- Seat: 17.5"H | 23"W Per Seat | 19.3"D
- Back: 15.5"H | 69"W
- Arm: 24.4"H
- COM Full: 6.25 yards
- COM Seat: 2.5 yards
- COM Back: 3.75 yards

NOTES

- Knocked Down shipping indicates chair with back taken off
- Warranted for users up to 250lbs per seat
- This product meets the requirements set forth in ANSI/BIFMA HCF8.1.

TO ORDER SIMPLY FILL IN THE BLANKS

P2	0	30							
SERIES	BACK STYLE	LEG	ARM CAP FINISH	FRAME FINISH	OPTIONS	FREIGHT OPTION	FREIGHT REQUIREMENTS	FABRIC CODE - SEAT	FABRIC CODE - BACK

Please refer to allseating.com for fabric codes.

RÜHE® SIDE TABLE

DESIGN | MIKE SHIELDS
GSA SIN | 33721



BASE PRICE | \$722
P4X01

FEATURES

- 14 gauge steel frame/legs
- Seamless high pressure laminate surface in 5 colors
- Black nylon glides

DIMENSIONS

- OVERALL: 16.5"H | 23"W | 23"D

SERIES	P4	Table	QS	\$
BACK STYLE	X	No Back		-
LEG	01	Side		-
FRAME FINISH	SVR	Silver		-
	BM	Matte Bronze		-
	MSK	Matte Smoke		-
TABLE FINISH	WH	White		-
	EA	Earth		-
	WL	Light Wood		-
	WM	Medium Wood		-
	WD	Dark Wood		-
FREIGHT OPTIONS	KD	Knocked Down		-
	BW	Blanket Wrapped - Fully Assembled [25 unit minimum]		\$75
FREIGHT REQUIREMENTS	AS	Allseating Standard		-
	FQ	Special Freight Instructions (Call for Quote)		VAR
	GD	Guaranteed Delivery Date and Time (Call for Quote)		VAR

NOTES

- Ships knocked down.
- Warranted for users up to 350lbs
- This product meets the requirements set forth in ANSI/BIFMA HCF8.1.

TO ORDER SIMPLY FILL IN THE BLANKS

P4 - X - 01 - - - -
 SERIES STYLE TYPE FRAME FINISH TABLE FINISH FREIGHT OPTION FREIGHT REQUIREMENTS

RÜHE® COFFEE TABLE



DESIGN | MIKE SHIELDS
GSA SIN | 33721

BASE PRICE | \$1,243
P4X02

FEATURES

- 14 gauge steel frame/legs
- Seamless high pressure laminate surface in 5 colors
- Black nylon glides

DIMENSIONS

- OVERALL: 16.5"H | 47.5"W | 20.8"D

SERIES	P4	Table	QS	\$
BACK STYLE	X	No Back		-
LEG	02	Coffee		-
FRAME FINISH	SVR	Silver		-
	BM	Matte Bronze		-
	MSK	Matte Smoke		-
TABLE FINISH	WH	White		-
	EA	Earth		-
	WL	Light Wood		-
	WM	Medium Wood		-
	WD	Dark Wood		-
FREIGHT OPTIONS	KD	Knocked Down		-
	BW	Blanket Wrapped - Fully Assembled (25 unit minimum)		\$75
FREIGHT REQUIREMENTS	AS	Allseating Standard		-
	FQ	Special Freight Instructions (Call for Quote)		VAR
	GD	Guaranteed Delivery Date and Time (Call for Quote)		VAR

NOTES

- Ships knocked down.
- Warranted for users up to 350lbs
- This product meets the requirements set forth in ANSI/BIFMA HCF8.1.

TO ORDER SIMPLY FILL IN THE BLANKS

P4 -
 X -
 02 -
 -
 -
 -

SERIES STYLE TYPE FRAME FINISH TABLE FINISH FREIGHT OPTION FREIGHT REQUIREMENTS

RÜHE® END TABLE



DESIGN | MIKE SHIELDS
GSA SIN | 33721

BASE PRICE | \$442
P4X03

FEATURES

- 14 gauge steel frame/legs
- Seamless high pressure laminate surface in 5 colors
- Black nylon glides

DIMENSIONS

- OVERALL: 16.5"H | 18.5"W | 18.5"D

SERIES	P4	Table	QS	\$
BACK STYLE	X	No Back		-
LEG	03	End		-
FRAME FINISH	SVR	Silver		-
	BM	Matte Bronze		-
	MSK	Matte Smoke		-
TABLE FINISH	WH	White		-
	EA	Earth		-
	WL	Light Wood		-
	WM	Medium Wood		-
	WD	Dark Wood		-
FREIGHT OPTIONS	KD	Knocked Down		-
FREIGHT REQUIREMENTS	AS	Allseating Standard		-
	FQ	Special Freight Instructions (Call for Quote)		VAR
	GD	Guaranteed Delivery Date and Time (Call for Quote)		VAR

NOTES

- Ships knocked down.
- Warranted for users up to 350lbs
- This product meets the requirements set forth in ANSI/BIFMA HCF8.1.

TO ORDER SIMPLY FILL IN THE BLANKS

P4 -
 X -
 03 -
 -
 -
 -

SERIES STYLE TYPE FRAME FINISH TABLE FINISH FREIGHT OPTION FREIGHT REQUIREMENTS

RÜHE® MID TABLE

DESIGN | MIKE SHIELDS
GSA SIN | 33721



BASE PRICE | \$442
P4X05

FEATURES

- 14 gauge steel frame/legs
- Seamless high pressure laminate surface in 5 colors

SERIES	P4	Table	QS	\$
BACK STYLE	X	No Back		-
LEG	05	In-Line		-
FRAME FINISH	SVR	Silver		-
TABLE FINISH	WH	White		-
	EA	Earth		-
	WL	Light Wood		-
	WM	Medium Wood		-
	WD	Dark Wood		-
FREIGHT OPTIONS	KD	Knocked Down		-
FREIGHT REQUIREMENTS	AS	Allseating Standard		-
	FQ	Special Freight Instructions (Call for Quote)		VAR
	GD	Guaranteed Delivery Date and Time (Call for Quote)		VAR

DIMENSIONS

- OVERALL: 16.5"H | 18.5"W | 18.5"D

NOTES

- Ships knocked down.
- Warranted for users up to 350lbs
- This product meets the requirements set forth in ANSI/BIFMA HCF8.1.

TO ORDER SIMPLY FILL IN THE BLANKS

P4	-	X	-	05	-	<input type="text"/>	-	<input type="text"/>	-	<input type="text"/>	-	<input type="text"/>
SERIES		STYLE		TYPE		FRAME FINISH		TABLE FINISH		FREIGHT OPTION		FREIGHT REQUIREMENTS

RÜHE® 90 DEGREE TABLE

DESIGN | MIKE SHIELDS
GSA SIN | 33721



BASE PRICE | \$884
P4X06

FEATURES

- 14 gauge steel frame/legs
- Seamless high pressure laminate surface in 5 colors

SERIES	P4	Table	QS	\$
BACK STYLE	X	No Back		-
LEG	06	90 Degree		-
FRAME FINISH	SVR	Silver		-
TABLE FINISH	WH	White		-
	EA	Earth		-
	WL	Light Wood		-
	WM	Medium Wood		-
	WD	Dark Wood		-
FREIGHT OPTIONS	KD	Knocked Down		-
FREIGHT REQUIREMENTS	AS	Allseating Standard		-
	FQ	Special Freight Instructions (Call for Quote)		VAR
	GD	Guaranteed Delivery Date and Time (Call for Quote)		VAR

DIMENSIONS

- OVERALL: 16.5"H | 25"W | 25"D

NOTES

- Ships knocked down.
- Warranted for users up to 350lbs
- This product meets the requirements set forth in ANSI/BIFMA HCF8.1.

TO ORDER SIMPLY FILL IN THE BLANKS

P4	X	06				
SERIES	STYLE	TYPE	FRAME FINISH	TABLE FINISH	FREIGHT OPTION	FREIGHT REQUIREMENTS



THERAPOD[®] THERAPIST HIGHBACK

DESIGN | ALLSEATING
GSA SIN | 33721

BASE PRICE \$1,388										
50180-NA										
Grade 1	Grade 2/COM	Grade 3	Grade 4/COL	Grade 5	Grade 6	Grade 7	Grade 8	Leather 1	Leather 2	Leather 3
\$1,388	\$1,430	\$1,457	\$1,493	\$1,525	\$1,580	\$1,643	\$1,714	\$1,867	\$1,936	\$2,141

FEATURES

- 3.5" or 5.5" cylinder (depending on options selected)
- Composite base
- For arm features and travel specifications, see page 17
- Carpet casters

DIMENSIONS

- Overall: 40.5"- 44"H | 28"W | 28"D
- Seat: 16.5"- 20"H | 20"W | 18"D
- Back: 24"-28"H | 17"W
- COM: 1.75 yds.

NOTES

- Ships knocked down.
- For BW and FA freight options, minimum quantities apply, please check with Sales Support for details.
- Tension is adjustable on OHC and OHH casters to accommodate various surfaces
- All other features are dependant on the control specified. Please refer to Control Choice on page 8 for full description of available features.
- This product meets the requirements set forth in ANSI/BIFMA X5.1-2011 and is warranted for users up to 350 lbs.
- Dimensions are dependant on options selected. Product can be configured to comply with BIFMA G1-2002 Guidelines.
- *AWL | Not available with 4D, ATD, ATK, ATO.

SERIES	50	Therapod Therapist	QS	\$
BACK STYLE	1	Highback		-
CONTROL	80	Deluxe Tilt J-Bar (DJ)		-
	90	Value Plus (VP) (SS included)		\$34
ARM	NA	No Arm		-
	ATD	Adjustable T Arm Diamond Arm Cap*		\$70
	ATK	Adjustable T Arm Kidney Arm Cap*		\$70
	ATO	Adjustable T Arm Oval Arm Cap*		\$70
	4D	4 Dimensional Arm		\$130
	MF	Multi-Functional Arm [Width Adjustment Not Included]		\$158
OPTIONS	AWK	Adjustable Width Bracket (Knob)[Not Included with MF Arm]		\$30
	AWL	Adjustable Width Bracket (Lever)[Not Included with MF Arm]*		\$40
	LH	Dual Surface Casters		\$32
	G	Glides		\$20
	OHC	OH Carpet Casters [adjustable]		\$63
	OHH	OH Dual Surface Casters [adjustable]		\$95
	SS	Seat Slider (range 2.5")		\$85
	NP	Neck Pad		\$30
	AB	Aluminum Base		\$65
	LS	Low Seat Height with 5" Travel		\$53
FREIGHT OPTIONS	KD	Knocked Down		-
	BW	Blanket Wrapped - Fully Assembled [25 Unit Minimum]		\$75
	FA	Fully Assembled in Carton [25 Unit Minimum]		\$115
FREIGHT REQUIREMENTS	AS	Allseating Standard		-
	FQ	Special Freight Instructions (Call for Quote)		VAR
	GD	Guaranteed Delivery Date and Time (Call for Quote)		VAR

TO ORDER SIMPLY FILL IN THE BLANKS

50	-	1	-		-		-		-		-	
SERIES		BACK STYLE		CONTROL		ARM		OPTIONS		FREIGHT OPTION		FREIGHT REQUIREMENTS
								For additional options separate with (-) hyphen.				Please refer to allseating.com for fabric codes.



THERAPOD® THERAPIST EXTRA HIGHBACK

DESIGN | ALLSEATING
GSA SIN | 33721

BASE PRICE \$1,456										
50380-NA										
Grade 1	Grade 2/ COM	Grade 3	Grade 4/COL	Grade 5	Grade 6	Grade 7	Grade 8	Leather 1	Leather 2	Leather 3
\$1,456	\$1,505	\$1,537	\$1,579	\$1,615	\$1,680	\$1,754	\$1,836	\$2,015	\$2,095	\$2,335

FEATURES

- 3.5" or 5.5" cylinder (depending on options selected)
- Composite base
- For arm features and travel specifications, see page 16
- Carpet casters

DIMENSIONS

- Overall: 46"- 51"H | 28"W | 28"D
- Seat: 16.5"- 22"H | 21"W | 18.5"D
- Back: 30"-34.5"H | 18"W
- COM: 2.0 yds.

NOTES

- Ships knocked down.
- For BW and FA freight options, minimum quantities apply, please check with Sales Support for details.
- Tension is adjustable on OHC and OHH casters to accommodate various surfaces
- All other features are dependant on the control specified. Please refer to Control Choice on page 8 for full description of available features.
- This product meets the requirements set forth in ANSI/BIFMA X5.1-2011 and is warranted for users up to 350 lbs.
- Dimensions are dependant on options selected. Product can be configured to comply with BIFMA G1-2002 Guidelines.
- *AWL | Not available with 4D, ATD, ATK, ATO.

SERIES	50	Therapod Therapist	QS	\$	
BACK STYLE	3	Extra Highback		-	
CONTROL	80	Deluxe Tilt J-Bar (DJ)		-	
	90	Value Plus (VP) (SS included)		\$34	
	NA	No Arm		-	
ARM	ATD	Adjustable T Arm Diamond Arm Cap*		\$70	
	ATK	Adjustable T Arm Kidney Arm Cap*		\$70	
	ATO	Adjustable T Arm Oval Arm Cap*		\$70	
	4D	4 Dimensional Arm		\$130	
	MF	Multi-Functional Arm [Width Adjustment Not Included]		\$158	
	OPTIONS	AWK	Adjustable Width Bracket (Knob)[Not Included with MF Arm]		\$30
		AWL	Adjustable Width Bracket (Lever)[Not Included with MF Arm]*		\$40
		LH	Dual Surface Casters		\$32
G		Glides		\$20	
FREIGHT OPTIONS	OHC	OH Carpet Casters [adjustable]		\$63	
	OHH	OH Dual Surface Casters [adjustable]		\$95	
	SS	Seat Slider (range 2.5")		\$85	
	NP	Neck Pad		\$30	
	AB	Aluminum Base		\$65	
	LS	Low Seat Height with 5" Travel		\$53	
	FREIGHT REQUIREMENTS	KD	Knocked Down		-
		BW	Blanket Wrapped - Fully Assembled [25 Unit Minimum]		\$75
		FA	Fully Assembled in Carton [25 Unit Minimum]		\$115
	FREIGHT REQUIREMENTS	AS	Allseating Standard		-
FQ		Special Freight Instructions (Call for Quote)		VAR	
GD		Guaranteed Delivery Date and Time (Call for Quote)		VAR	

TO ORDER SIMPLY FILL IN THE BLANKS

50	-	3	-		-		-		-		-		
SERIES		BACK STYLE		CONTROL		ARM		OPTIONS For additional options separate with (-) hyphen.		FREIGHT OPTION		FREIGHT REQUIREMENTS	FABRIC CODE Please refer to allseating.com for fabric codes.



TUCK® STACKER

BASE PRICE | \$315

11050-NA

Polypropylene Seat and Back	Grade 1	Grade 2/ COM	Grade 3	Grade 4/ COL	Grade 5	Grade 6	Grade 7	Grade 8	Leather 1	Leather 2	Leather 3
\$315	\$385	\$406	\$420	\$438	\$453	\$481	\$513	\$548	\$625	\$659	\$762

FEATURES

- Non-marring nylon glides
- Polypropylene seat and back
- Optional upholstered seat or seat pad includes shroud
- Polypropylene armcaps
- Wall-Saving designed frame
- Stacks on dolly:
- 35 (Sled), 20 (4-Leg)
- Stacks with upholstered seat:
- 18 (Sled), 12 (4-Leg)
- Stacks 12 on the floor
- Stacks 6 on the floor with Upholstered seats
- Caster Stacking

DIMENSIONS

- SLED Overall No Arm: 32.25"H | 21.5"W | 23"D
- SLED Overall With Arm: 32.25"H | 24.25"W | 23"D
- 4-LEG Overall No Arm: 32.25"H | 22.5"W | 23"D
- 4-LEG Overall With Arm: 32.25"H | 24.5"W | 23"D
- Seat: 18"H | 17.25"W | 18"D
- Back: 14.25"H | 18.5"W
- Fully Loaded Dolly: 73.5"H | 26"W | 42"D
- 12 Stacked on the floor: 43"H | 34"D
- Upholstered Seat and Upholstered Seat Pad add 0.75" to seat height
- COM: 0.75 yd.

NOTES

- 8 more poly and frame colours available with a minimum order quantity of 250 units: Crimson, Sage, Pacific, Cove, Carob, Maize, Autumn, Dune [please see frames and finishes section on the website or contact sales support for more details]
- Ships fully assembled in a box.
- For orders of less than 2, a cartoning surcharge of \$22 net will be incurred per order.
- Ganging glides are factory installed, Armless version only.
- Ganging brackets shipped separately: Requires Installation.
- This product meets the requirements set forth in ANSI/BIFMA X5.1-2011 and is warranted for users up to 350 lbs.
- Dimensions are dependant on options selected. Product can be configured to comply with BIFMA G1-2002 Guidelines.
- Nylon glides for use on carpet, ceramic tile, concrete, vinyl, VCT, rubber.
- Felt covered glides for sled are suitable for use on hardwood, marble.
- Felt covered glides for use on hardwood, marble.

SERIES	11	Tuck	QS	\$
BACK STYLE	0	Midback	•	-
LEG	50	Stackable Sled Base	•	-
	54	4-Leg	•	-
ARM	NA	No Arm	•	-
	WA	With Arm	•	\$52
FRAME FINISH COLLECTION 1	CM	Chrome	•	-
	PON	Onyx	•	-
	PCT	Cotton	•	-
	PSK	Smoke	•	-
	PHZ	Haze	•	-
	PMI	Midnight	•	-
	PBR	Birch	•	-
	PPO	Pottery	•	-
FRAME FINISH COLLECTION 2	PCU	Currant [25 unit minimum order quantity]		\$25
	PIN	Indigo [25 unit minimum order quantity]		\$25
	PCI	Citrus [25 unit minimum order quantity]		\$25
	PPI	Pine [25 unit minimum order quantity]		\$25
POLYPROPYLENE	ON	Onyx	•	-
Indicate:	CT	Cotton	•	-
B for Back	CU	Currant	•	-
S for Seat	MI	Midnight	•	-
A for Arm	HZ	Haze	•	-
	SK	Smoke	•	-
	BR	Birch	•	-
	IN	Indigo	•	-
	CI	Citrus	•	-
	PI	Pine	•	-
	PO	Pottery	•	-
OPTIONS	PAD	Upholstered Seat Pad		VAR
	UPH	Fully Upholstered Seat with Poly Back		VAR
	FG	Felt-Covered Glides [Not Available with Ganging Glides]	•	\$16
OPTIONS [Sled Only]	BB	Storage Tray		\$140
	GG	Ganging Glides [Set of 4, 2 Male, 2 Female; NA Only]	•	\$10
	GB	Ganging Brackets [set of 2]	•	\$10
OPTIONS [4-Leg Only]	CA	Carpet Caster		\$48
	TC	Dual Surface Caster		\$55
	GB	Ganging Brackets		\$10
FREIGHT OPTIONS	FA	Fully Assembled in Carton		-
	BW	Blanket Wrapped - Fully Assembled [25 Unit Minimum]		\$35
FREIGHT REQUIREMENTS	AS	Allseating Standard		-
	FQ	Special Freight Instructions (Call for Quote)		VAR
	GD	Guaranteed Delivery Date and Time (Call for Quote)		VAR
	Dolly-35	Please ensure Dolly has separate model/line item with quantities specified		\$398

TO ORDER SIMPLY FILL IN THE BLANKS

11	-	0	-		-		-		-	B	-	S	-	A	-		-		-		-	
SERIES		BACK STYLE		LEG		ARM		FRAME FINISH		POLYPROPYLENE BACK		POLYPROPYLENE SEAT		POLYPROPYLENE ARM		OPTIONS		FREIGHT OPTION		FREIGHT REQUIREMENTS		FABRIC CODE
For additional options separate with (-) hyphen. Please refer to allseating.com for fabric codes.																						

ING
ALORA
PILLOWS
ASTUTE
ATTUNE
AVES
CHROMIUM
DART
DOVE
EIGHTY-TWO
ENTAIL
EQUATION
EXCHANGE
FOSTER
INERTIA
INMATE
JIF
L1
LENO
MANTRA
PRATA
PRESTO
RAINBOW
REQUISITE
RSS
RUHE
THERAPOD
TUCK
WATSON
YOU
ZIP



TUCK® MESHBACK STACKER

DESIGN | TODD YETMAN | GSA SIN | 33721

BASE PRICE | \$345

11050-NA

Polypropylene Seat and Back	Grade 1	Grade 2/ COM	Grade 3	Grade 4/ COL	Grade 5	Grade 6	Grade 7	Grade 8	Leather 1	Leather 2	Leather 3
\$345	\$415	\$436	\$450	\$468	\$483	\$511	\$543	\$578	\$655	\$689	\$792

FEATURES

- Non-marring nylon glides
- Polypropylene seat and back
- Optional upholstered seat or seat pad includes shroud
- Polypropylene armcaps
- Wall-Saving designed frame
- Stacks on dolly:
- 35 (Sled), 20 (4-Leg)
- Stacks with upholstered seat:
- 18 (Sled), 12 (4-Leg)
- Stacks 12 on the floor
- Stacks 6 on the floor with Upholstered seats
- Caster Stacking

DIMENSIONS

- SLED Overall No Arm: 32.25"H | 21.5"W | 23"D
- SLED Overall With Arm: 32.25"H | 24.25"W | 23"D
- 4-LEG Overall No Arm: 32.25"H | 22.5"W | 23"D
- 4-LEG Overall With Arm: 32.25"H | 24.5"W | 23"D
- Seat: 18"H | 17.25"W | 18"D
- Back: 14.25"H | 18.5"W
- Fully Loaded Dolly: 73.5"H | 26"W | 42"D
- 12 Stacked on the floor: 43"H | 34"D
- Upholstered Seat and Upholstered Seat Pad add 0.75" to seat height
- COM: 0.75 yd.

NOTES

- Ships fully assembled in a box.
- For orders of less than 2, a cartoning surcharge of \$22 net will be incurred per order.
- Ganging glides are factory installed, Armless version only.
- Ganging brackets shipped separately: Requires Installation.
- This product meets the requirements set forth in ANSI/BIFMA X5.1-2011 and is warranted for users up to 350 lbs.
- Dimensions are dependant on options selected. Product can be configured to comply with BIFMA G1-2002 Guidelines.
- Nylon glides for use on carpet, ceramic tile, concrete, vinyl, VCT, rubber.
- Felt covered glides for sled are suitable for use on hardwood, marble.
- Felt covered glides for use on hardwood, marble.

SERIES	11	Tuck	QS	\$
BACK STYLE	0	Midback	•	-
LEG	50	Stackable Sled Base	•	-
	54	4-Leg	•	-
ARM	NA	No Arm	•	-
	WA	With Arm	•	\$52
BACK FRAME	BKN	Black		-
	BRN	Birch		-
	SKN	Smoke [Currently Unavailable]		-
MESH COLOR	M11	M11 Mesh		-
See page 22 for mesh color codes	M2	M2 Mesh		\$55
	M3	M3 Mesh		\$55
FRAME FINISH COLLECTION 1	CM	Chrome	•	-
	PON	Onyx	•	-
	PCT	Cotton		-
	PSK	Smoke		-
	PHZ	Haze		-
	PMI	Midnight		-
	PBR	Birch		-
	PPO	Pottery		-
FRAME FINISH COLLECTION 2	PCU	Currant [25 unit minimum order quantity]		\$25
	PIN	Indigo [25 unit minimum order quantity]		\$25
	PCI	Citrus [25 unit minimum order quantity]		\$25
	PPI	Pine [25 unit minimum order quantity]		\$25
POLYPROPYLENE	ON	Onyx	•	-
Indicate:	CT	Cotton	•	-
S for Seat	CU	Currant	•	-
A for Arm	MI	Midnight	•	-
	HZ	Haze	•	-
	SK	Smoke	•	-
	BR	Birch	•	-
	IN	Indigo	•	-
	CI	Citrus	•	-
	PI	Pine	•	-
	PO	Pottery	•	-
OPTIONS	PAD	Upholstered Seat Pad		VAR
	UPH	Fully Upholstered Seat with Mesh Back		VAR
	FG	Felt-Covered Glides	•	\$16
OPTIONS [Sled Only]	BB	Storage Tray		\$140
	GG	Ganging Glides [Set of 4, 2 Male, 2 Female; NA Only]	•	\$10
	GB	Ganging Brackets [set of 2]	•	\$10
OPTIONS [4-Leg Only]	CA	Carpet Caster		\$48
	TC	Dual Surface Caster		\$55
	GB	Ganging Brackets		\$10
FREIGHT OPTIONS	FA	Fully Assembled in Carton		-
	BW	Blanket Wrapped - Fully Assembled [25 Unit Minimum]		\$35
FREIGHT REQUIREMENTS	AS	Allseating Standard		-
	FQ	Special Freight Instructions (Call for Quote)		VAR
	GD	Guaranteed Delivery Date and Time (Call for Quote)		VAR
	Dolly-35	Please ensure Dolly has separate model/line item with quantities specified		\$398

TO ORDER SIMPLY FILL IN THE BLANKS

11	0						B	S	A				
SERIES	BACK STYLE	LEG	ARM	NYLON BACK FRAME	MESH COLOR	FRAME FINISH	POLYPROPYLENE BACK	POLYPROPYLENE SEAT	POLYPROPYLENE ARM	OPTIONS <small>For additional options separate with (-) hyphen.</small>	FREIGHT OPTION	FREIGHT REQUIREMENTS	FABRIC CODE <small>Please refer to allseating.com for fabric codes.</small>

ING
ALORA
PILLOWS
ASTUTE
ATTUNE
AVES
CHIROFORM
DART
DOVE
EIGHTY-TWO
ENTAIL
EQUATION
EXCHANGE
FOSTER
INERTIA
INMATE
JIF
L1
LENO
MANTRA
PRAIA
PRESTO
RAINBOW
REQUISITE
RSS
RUHE
THERAPOD
TUCK
WATSON
YOU
ZIP



TUCK® FULLY UPHOLSTERED

BASE PRICE | \$452
13050-NA

Code	Grade 1	Grade 2/ COM	Grade 3	Grade 4/ COL	Grade 5	Grade 6	Grade 7	Grade 8	Leather 1	Leather 2	Leather 3
SEAT	\$226	\$244	\$255	\$270	\$283	\$306	\$332	\$362	\$426	\$454	\$540
BACK	\$226	\$244	\$255	\$270	\$283	\$306	\$332	\$362	\$426	\$454	\$540

FEATURES

- Non-marring nylon glide
- Upholstered seat and back
- Seat includes shroud
- Polypropylene armcaps
- Wall-Saving designed frame
- Stacks 15 on a dolly
- Stacks 6 on the floor
- Caster Stacking

DIMENSIONS

- SLED Overall No Arm:
32.25"H | 21.5"W | 23"D
- SLED Overall With Arm:
32.25"H | 24.25"W | 23"D
- 4-LEG Overall No Arm:
32.25"H | 22.5"W | 23"D
- 4-LEG Overall With Arm:
32.25"H | 24.5"W | 23"D
- Seat: 18"H | 17.25"W | 18"D
- Back: 14.25"H | 18.5"W
- Fully Loaded Dolly:
73.5"H | 26"W | 42"D
- 12 Stacked on the floor:
43"H | 34"D
- COM: 1.25 yd.

NOTES

- 8 more poly and frame colours available with a minimum order quantity of 250 units: Crimson, Sage, Pacific, Cove, Carob, Maize, Autumn, Dune [please see frames and finishes section on the website or contact sales support for more details]
- Ships fully assembled in a box.
- For orders of less than 2, a cartoning surcharge of \$22 net will be incurred per order.
- Ganging glides are factory installed, Armless version only.
- Ganging brackets shipped separately: Requires Installation.
- This product meets the requirements set forth in ANSI/BIFMA X5.1-2011 and is warranted for users up to 350 lbs.
- Dimensions are dependant on options selected. Product can be configured to comply with BIFMA G1-2002 Guidelines.
- Nylon glides for use on carpet, ceramic tile, concrete, vinyl, VCT, rubber.
- Felt covered glides for sled are suitable for use on hardwood, marble.

OPTIONS (4-leg only)	CA	Carpet Caster		\$48
	TC	Dual Surface Caster		\$55
	GB	Ganging Brackets		\$10
	54	4-Leg	•	-
ARM	NA	No Arm	•	-
	WA	With Arm	•	\$52
FRAME FINISH COLLECTION 1	CM	Chrome	•	-
	PON	Onyx	•	-
	PCT	Cotton		-
	PSK	Smoke		-
	PHZ	Haze		-
	PMI	Midnight		-
	PBR	Birch		-
	PPO	Pottery		-
FRAME FINISH COLLECTION 2	PCU	Currant [25 unit minimum order quantity]		\$25
	PIN	Indigo [25 unit minimum order quantity]		\$25
	PCI	Citrus [25 unit minimum order quantity]		\$25
	PPI	Pine [25 unit minimum order quantity]		\$25
POLYPROPYLENE ARM	ON	Onyx	•	-
	CT	Cotton	•	-
	CU	Currant	•	-
	MI	Midnight	•	-
	HZ	Haze	•	-
	SK	Smoke	•	-
	BR	Birch	•	-
	IN	Indigo	•	-
	CI	Citrus	•	-
	PI	Pine	•	-
	PO	Pottery	•	-
OPTIONS	FG	Felt-Covered Glides [Not Available with Ganging Glides]	•	\$16
OPTIONS (Sled Only)	BB	Storage Tray	•	\$140
	GG	Ganging Glides [Set of 4, 2 Male, 2 Female; NA Only]	•	\$10
	GB	Ganging Brackets [set of 2]	•	\$10
OPTIONS (4-leg only)	CA	Carpet Caster		\$48
	TC	Dual Surface Caster		\$55
	GB	Ganging Brackets		\$10
FREIGHT OPTIONS	FA	Fully Assembled in Carton	•	-
	BW	Blanket Wrapped - Fully Assembled [25 Unit Minimum]		\$25
FREIGHT REQUIREMENTS	AS	Allseating Standard		-
	FQ	Special Freight Instructions (Call for Quote)		VAR
	GD	Guaranteed Delivery Date and Time (Call for Quote)		VAR
	Dolly-35	Please ensure Dolly has separate model/line item with quantities specified		\$398

TO ORDER SIMPLY FILL IN THE BLANKS

13	0				A				
SERIES	BACK STYLE	LEG	ARM	FRAME FINISH	POLYPROPYLENE ARM	OPTIONS For additional options separate with (-) hyphen.	FREIGHT OPTION	FREIGHT REQUIREMENTS	FABRIC CODE Please refer to allseating.com for fabric codes.

ING
ALORA
PILLOWS
ASTUTE
ATTUNE
AVES
CHROMIUM
DART
DOVE
EIGHTY-TWO
ENTAIL
EQUATION
EXCHANGE
FOSTER
INERTIA
INMATE
JIF
L1
LENO
MANTRA
PRATA
PRESTO
RAINBOW
REQUISITE
RSS
RUHE
THERAPOD
TUCK
WATSON
YOU
ZIP

TUCK® STOOL



BASE PRICE | \$548

11053-NA

Polypropylene Seat and Back	Grade 1	Grade 2/ COM	Grade 3	Grade 4/ COL	Grade 5	Grade 6	Grade 7	Grade 8	Leather 1	Leather 2	Leather 3
\$548	\$618	\$639	\$653	\$671	\$686	\$714	\$746	\$781	\$858	\$892	\$995

FEATURES

- Non-marring nylon glide
- Polypropylene seat and back
- Optional upholstered seat or seat pad includes shroud
- Polypropylene armcaps
- Stacks 5 units on the Floor; 4 units with upholstered seat
- Wall-saving designed frame

DIMENSIONS

- Overall [Counter Stool]: 39.5"H | 23.75"W | 25"D
- Seat [Counter Stool]: 24.75"H | 17.5"W | 19"D
- Overall [Bar Stool]: 45.5"H | 23.75"W | 27.5"D
- Seat [Bar Stool]: 31"H | 17.25"W | 19"D
- Back: 13.75"H | 18.25"W
- Upholstered Seat and Upholstered Seat Pad add 0.75" to seat height
- COM Full: 0.75 yd.

NOTES

- 8 more poly and frame colours available with a minimum order quantity of 250 units: Crimson, Sage, Pacific, Cove, Carob, Maize, Autumn, Dune [please see frames and finishes section on the website or contact sales support for more details]
- Ships fully assembled in 1-4 units per box.
- For orders of less than 2, a cartoning surcharge of \$22 net will be incurred per order.
- Ganging Glides are factory installed, Armless version only.
- Ganging Brackets shipped separately: Requires Installation.
- This product meets the requirements set forth in ANSI/BIFMA X5.1-2011 and is warranted for users up to 350 lbs.
- Dimensions are dependant on options selected. Product can be configured to comply with BIFMA G1-2002 Guidelines.
- Nylon glides for use on carpet, ceramic tile, concrete, vinyl, VCT, rubber.
- Felt covered glides for use on hardwood, marble.

SERIES	11	Tuck	QS	\$	
BACK STYLE	0	Midback		-	
LEG	53	Counter Stool		-	
	56	Bar Stool		-	
	52	4-Leg Counter Stool		-	
	55	4-Leg Bar Stool		-	
ARM	NA	No Arm		-	
	WA	With Arm [Not Available with 53 and 56 Sled Base]		\$52	
FRAME FINISH COLLECTION 1	CM	Chrome	•	-	
	PON	Onyx	•	-	
	PCT	Cotton		-	
	PSK	Smoke		-	
	PHZ	Haze		-	
	PMI	Midnight		-	
	PBR	Birch		-	
	PPO	Pottery		-	
	FRAME FINISH COLLECTION 2	PCU	Currant [25 unit minimum order quantity]		\$25
		PIN	Indigo [25 unit minimum order quantity]		\$25
PCI		Citrus [25 unit minimum order quantity]		\$25	
PPI		Pine [25 unit minimum order quantity]		\$25	
ON		Onyx	•	-	
POLYPROPYLENE Indicate: B for Back S for Seat A for Arm	CT	Cotton	•	-	
	CU	Currant	•	-	
	MI	Midnight	•	-	
	HZ	Haze	•	-	
	SK	Smoke	•	-	
	BR	Birch	•	-	
	IN	Indigo	•	-	
	CI	Citrus	•	-	
	PI	Pine	•	-	
	PO	Pottery	•	-	
OPTIONS	PAD	Upholstered Seat Pad		VAR	
	UPH	Fully Upholstered Seat with Poly Back		VAR	
	FG	Felt-Covered Glides [Not Available with Ganging Glides]		\$16	
OPTIONS [SLED ONLY]	GG	Ganging Glides [Set of 4, 2 Male, 2 Female; NA Only]		\$10	
	GB	Ganging Brackets [set of 2]		\$10	
FREIGHT OPTIONS	FA	Fully Assembled in Carton		-	
	BW	Blanket Wrapped - Fully Assembled [25 Unit Minimum]		\$35	
FREIGHT REQUIREMENTS	AS	Allseating Standard		-	
	FQ	Special Freight Instructions (Call for Quote)		VAR	
	GD	Guaranteed Delivery Date and Time (Call for Quote)		VAR	

TO ORDER SIMPLY FILL IN THE BLANKS

11	-	0	-		-		-	B	-	S	-	A	-		-		-			
SERIES		BACK STYLE		LEG		ARM		FRAME FINISH		POLYPROPYLENE BACK		POLYPROPYLENE SEAT		POLYPROPYLENE ARM		OPTIONS		FREIGHT REQUIREMENTS		FABRIC CODE

For additional options separate with (-) hyphen.
Please refer to allseating.com for fabric codes.

TUCK® MESHBACK STOOL

DESIGN | TODD YETMAN | GSA SIN | 33721



BASE PRICE | \$578

11053-NA

Polypropylene Seat and Back	Grade 1	Grade 2/ COM	Grade 3	Grade 4/ COL	Grade 5	Grade 6	Grade 7	Grade 8	Leather 1	Leather 2	Leather 3
\$578	\$648	\$669	\$683	\$701	\$716	\$744	\$776	\$811	\$888	\$922	\$1025

FEATURES

- Non-marring nylon glide
- Polypropylene seat and back
- Optional upholstered seat or seat pad includes shroud
- Polypropylene armcaps
- Stacks 5 units on the Floor; 4 units with upholstered seat
- Wall-saving designed frame

DIMENSIONS

- Overall [Counter Stool]: 39.5"H | 23.75"W | 25"D
- Seat [Counter Stool]: 24.75"H | 17.5"W | 19"D
- Overall [Bar Stool]: 45.5"H | 23.75"W | 27.5"D
- Seat [Bar Stool]: 31"H | 17.25"W | 19"D
- Back: 13.75"H | 18.25"W
- Upholstered Seat and Upholstered Seat Pad add 0.75" to seat height
- COM Full: 0.75 yd.

NOTES

- Ships fully assembled in 1-4 units per box.
- For orders of less than 2, a cartoning surcharge of \$22 net will be incurred per order.
- Ganging Glides are factory installed, Armless version only.
- Ganging Brackets shipped separately: Requires Installation.
- This product meets the requirements set forth in ANSI/BIFMA X5.1-2011 and is warranted for users up to 350 lbs.
- Dimensions are dependant on options selected. Product can be configured to comply with BIFMA G1-2002 Guidelines.
- Nylon glides for use on carpet, ceramic tile, concrete, vinyl, VCT, rubber.
- Felt covered glides for use on hardwood, marble.

SERIES	11	Tuck	QS	\$
BACK STYLE	0	Midback		-
LEG	53	Counter Stool		-
	56	Bar Stool		-
	52	4-Leg Counter Stool		-
	55	4-Leg Bar Stool		-
ARM	NA	No Arm		-
	WA	With Arm [Not Available with 53 and 56 Sled Base]		\$52
BACK FRAME	BKN	Black		-
	BRN	Birch		-
	SKN	Smoke [Currently Unavailable]		-
MESH COLOR See page 22 for mesh color codes	M11	M11 Mesh		-
	M2	M2 Mesh		\$55
	M3	M3 Mesh		\$55
FRAME FINISH COLLECTION 1	CM	Chrome	•	-
	PON	Onyx	•	-
	PCT	Cotton		-
	PSK	Smoke		-
	PHZ	Haze		-
	PMI	Midnight		-
	PBR	Birch		-
	PPO	Pottery		-
	FRAME FINISH COLLECTION 2	PCU	Currant [25 unit minimum order quantity]	
PIN		Indigo [25 unit minimum order quantity]		\$25
PCI		Citrus [25 unit minimum order quantity]		\$25
PPI		Pine [25 unit minimum order quantity]		\$25
POLYPROPYLENE Indicate: S for Seat A for Arm		ON	Onyx	•
	CT	Cotton	•	-
	CU	Currant	•	-
	MI	Midnight	•	-
	HZ	Haze	•	-
	SK	Smoke	•	-
	BR	Birch	•	-
	IN	Indigo	•	-
	CI	Citrus	•	-
	PI	Pine	•	-
OPTIONS	PO	Pottery	•	-
	PAD	Upholstered Seat Pad		VAR
	UPH	Fully Upholstered Seat with Poly Back		VAR
OPTIONS [SLED ONLY]	FG	Felt-Covered Glides		\$16
	GG	Ganging Glides [Set of 4, 2 Male, 2 Female; NA Only]		\$10
FREIGHT OPTIONS	GB	Ganging Brackets [set of 2]		\$10
	FA	Fully Assembled in Carton		-
FREIGHT REQUIREMENTS	BW	Blanket Wrapped - Fully Assembled [25 Unit Minimum]		\$35
	AS	Allseating Standard		-
	FQ	Special Freight Instructions (Call for Quote)		VAR
	GD	Guaranteed Delivery Date and Time (Call for Quote)		VAR

TO ORDER SIMPLY FILL IN THE BLANKS

11	0						B	S	A				
SERIES	BACK STYLE	LEG	ARM	NYLON BACK FRAME	MESH COLOR	FRAME FINISH	POLYPROPYLENE BACK	POLYPROPYLENE SEAT	POLYPROPYLENE ARM	OPTIONS <small>For additional options separate with (-) hyphen.</small>	FREIGHT OPTION	FREIGHT REQUIREMENTS	FABRIC CODE <small>Please refer to allseating.com for fabric codes.</small>



ING
ALORA
PILLOWS
ASTUTE
ATTUNE
AVES
CHIROFORM
DART
DOVE
EIGHTY-TWO
ENTAIL
EQUATION
EXCHANGE
FOSTER
INERTIA
INMATE
JIF
L1
LENO
MANTRA
PRATA
PRESTO
RAINBOW
REQUISITE
RSS
RUHE
THERAPOD
TUCK
WATSON
YOU
ZIP



TUCK® STOOL FULLY UPHOLSTERED

DESIGN | TODD YETMAN
GSA SIN | 33721

BASE PRICE | \$705

13053-NA

Code	Grade 1	Grade 2/ COM	Grade 3	Grade 4/ COL	Grade 5	Grade 6	Grade 7	Grade 8	Leather 1	Leather 2	Leather 3
SEAT	\$352	\$370	\$381	\$396	\$409	\$432	\$458	\$488	\$552	\$580	\$666
BACK	\$353	\$371	\$382	\$397	\$410	\$433	\$459	\$489	\$553	\$581	\$667

FEATURES

- Standard nylon glide
- Upholstered seat and back
- Seat includes shroud
- Polypropylene armcaps
- Wall-saving designed frame
- Stacks 4 units on the floor

DIMENSIONS

- Overall Counter Stool:
39.5"H | 23.75"W | 25"D
- Seat Counter Stool:
24.75"H | 17.5"W | 19"D
- Overall Bar Stool:
45.5"H | 23.75"W | 27.5"D
- Seat Bar Stool:
31"H | 17.5"W | 19"D
- Back: 13.75"H | 18.25"W
- COM Full: 1.25 yd.

NOTES

- 8 more poly and frame colours available with a minimum order quantity of 250 units: Crimson, Sage, Pacific, Cove, Carob, Maize, Autumn, Dune [please see frames and finishes section on the website or contact sales support for more details]
- Ships fully assembled in a box.
- For orders of less than 2, a cartoning surcharge of \$22 net will be incurred per order.
- Ganging Glides are factory installed, Armless version only.
- Ganging Brackets shipped separately: Requires Installation.
- This product meets the requirements set forth in ANSI/BIFMA X5.1-2011 and is warranted for users up to 350 lbs.
- Dimensions are dependant on options selected. Product can be configured to comply with BIFMA G1-2002 Guidelines.
- Ships 1-4 units per Box.
- Nylon glides for use on carpet, ceramic tile, concrete, vinyl, VCT, rubber.
- Felt covered glides for use on hardwood, marble.

SERIES	13	Tuck Upholstered	72HR	\$
BACK STYLE	0	Midback		-
LEG	53	Counter Stool		-
	56	Bar Stool		-
	52	4-Leg Counter Stool		-
	55	4-Leg Bar Stool		-
ARM	NA	No Arm		-
	WA	With Arm [Option currently unavailable with 57 mech]		\$52
FRAME FINISH COLLECTION 1	CM	Chrome	•	-
	PON	Onyx	•	-
	PCT	Cotton		-
	PSK	Smoke		-
	PHZ	Haze		-
	PMI	Midnight		-
	PBR	Birch		-
	PPO	Pottery		-
	PCU	Currant [25 unit minimum order quantity]		\$25
	PIN	Indigo [25 unit minimum order quantity]		\$25
FRAME FINISH COLLECTION 2	PCI	Citrus [25 unit minimum order quantity]		\$25
	PPI	Pine [25 unit minimum order quantity]		\$25
	ON	Onyx	•	-
	CT	Cotton	•	-
	CU	Currant	•	-
	MI	Midnight	•	-
POLYPROPYLENE ARM	HZ	Haze	•	-
	SK	Smoke	•	-
	BR	Birch	•	-
	IN	Indigo	•	-
	CI	Citrus	•	-
	PI	Pine	•	-
	PO	Pottery	•	-
	FG	Felt-Covered Glides [Not Available with Ganging Glides]		\$16
	GG	Ganging Glides [Set of 4, 2 Male, 2 Female; NA Only]		\$10
	GB	Ganging Brackets [set of 2]		\$10
FREIGHT OPTIONS	FA	Fully Assembled in Carton		-
	BW	Blanket Wrapped - Fully Assembled [25 Unit Minimum]		\$35
FREIGHT REQUIREMENTS	AS	Allseating Standard		-
	FQ	Special Freight Instructions (Call for Quote)		VAR
	GD	Guaranteed Delivery Date and Time (Call for Quote)		VAR

TO ORDER SIMPLY FILL IN THE BLANKS

13	0				A				
SERIES	BACK STYLE	LEG	ARM	FRAME FINISH	POLYPROPYLENE ARM	OPTIONS For additional options separate with (-) hyphen.	FREIGHT OPTION	FREIGHT REQUIREMENTS	FABRIC CODE Please refer to allseating.com for fabric codes.

ING
ALORA
PILLOWS
ASTUTE
ATTUNE
AVES
CHROMIUM
DART
DOVE
EIGHTY-TWO
ENTAIL
EQUATION
EXCHANGE
FOSTER
INERTIA
INMATE
JIF
L1
LEVO
MANTRA
PRATA
PRESTO
RAINBOW
REQUISITE
RSS
RUHE
THERAPOD
TUCK
WATSON
YOU
ZIP



TUCK® COLLABORATIVE

DESIGN | TODD YETMAN
GSA SIN | 33721

BASE PRICE | \$488

11051-NA

Polypropylene Seat and Back	Grade 1	Grade 2/ COM	Grade 3	Grade 4/ COL	Grade 5	Grade 6	Grade 7	Grade 8	Leather 1	Leather 2	Leather 3
\$488	\$558	\$579	\$593	\$611	\$626	\$654	\$686	\$721	\$798	\$832	\$935

FEATURES

- Polypropylene seat and back
- Polypropylene arms
- Sit to counter includes adjustable footing

DIMENSIONS

- Overall: 30.25"-34.75"H | 28"W | 28"D
- Seat: 16.25" - 20.5"H | 19.25"W | 17.5"D
- Back: 13.75"H | 18.25"W
- Upholstered Seat and Upholstered Seat Pad add 0.75" to seat height
- COM: 0.75 yds.

NOTES

- 8 more poly and frame colours available with a minimum order quantity of 250 units: Crimson, Sage, Pacific, Cove, Carob, Maize, Autumn, Dune [please see frames and finishes section on the website or contact sales support for more details]
- This product meets the requirements set forth in ANSI/ BIFMA X5.1-2011 and is warranted for users up to 350lbs.
- For BW and FA Freight Options, minimum quantities apply, please check with Sales Support for details.
- Dimensions are dependant on options selected. Product can be configurd to comply with BIFMA G1-2002 Guidelines.

SERIES	11	Tuck	QS	\$
BACK STYLE	0	Midback		-
LEG	51	Basic Swivel		-
	57	Swivel Tilt		\$50
ARM	NA	No Arm		-
	WA	With [Currently Unavailable with 57 mech]		\$52
FRAME FINISH COLLECTION 1	CM	Chrome		-
	PON	Onyx		-
	PCT	Cotton		-
	PSK	Smoke		-
	PHZ	Haze		-
	PMI	Midnight		-
	PBR	Birch		-
	PPO	Pottery		-
FRAME FINISH COLLECTION 2	PCU	Currant [25 unit minimum order quantity]		\$25
	PIN	Indigo [25 unit minimum order quantity]		\$25
	PCI	Citrus [25 unit minimum order quantity]		\$25
	PPI	Pine [25 unit minimum order quantity]		\$25
POLYPROPYLENE Indicate:	ON	Onyx		-
	CT	Cotton		-
	CU	Currant		-
	MI	Midnight		-
	HZ	Haze		-
	SK	Smoke		-
	BR	Birch		-
	IN	Indigo		-
	CI	Citrus		-
	PI	Pine		-
	PO	Pottery		-
OPTIONS	PAD	Upholstered Seat Pad		VAR
	UPH	Fully Upholstered Seat with Poly Back		VAR
	LH	65mm (2.5") Dual Surface Casters		\$32
	G	Glides		\$30
	BKB	Black Nylon Base		-
	SKB	Smoke Nylon Base		\$35
	HAB	High Profile Aluminum Base		\$60
	SC	Sit to Counter		\$130
FREIGHT OPTIONS	KD	Knocked Down		-
	BW	Blanket Wrapped - Fully Assembled [25 Unit Minimum]		\$75
FREIGHT REQUIREMENTS	AS	Allseating Standard		-
	FQ	Special Freight Instructions (Call for Quote)		VAR
	GD	Guaranteed Delivery Date and Time (Call for Quote)		VAR

TO ORDER SIMPLY FILL IN THE BLANKS

11	0	51			B	S	A					
SERIES	BACK STYLE	LEG	ARM	FRAME FINISH	POLYPROPYLENE BACK	POLYPROPYLENE SEAT	POLYPROPYLENE ARM	OPTIONS <small>For additional options separate with (-) hyphen.</small>	FREIGHT OPTION	FREIGHT REQUIREMENTS	FABRIC CODE <small>Please refer to allseating.com for fabric codes.</small>	

ING
ALORA
PILLOWS
ASTUTE
ATTUNE
AVES
CHIROFORM
DART
DOVE
EIGHTY-TWO
ENTAIL
EQUATION
EXCHANGE
FOSTER
INERTIA
INMATE
JIF
L1
LENO
MANTRA
PRATA
PRESTO
RAINBOW
REQUISITE
RES
RUHE
THERAPOD
TUCK
WATSON
YOU
ZIP



TUCK[®] MESHBACK COLLABORATIVE

DESIGN | TODD YETMAN
GSA SIN | 33721

BASE PRICE | \$518

11051-NA

Polypropylene Seat and Back	Grade 1	Grade 2/ COM	Grade 3	Grade 4/ COL	Grade 5	Grade 6	Grade 7	Grade 8	Leather 1	Leather 2	Leather 3
\$518	\$588	\$609	\$623	\$641	\$656	\$684	\$716	\$751	\$828	\$862	\$965

FEATURES

- Polypropylene seat and back
- Polypropylene arms
- Sit to counter includes adjustable footring

DIMENSIONS

- Overall: 30.25"-34.75"H | 28"W | 28"D
- Seat: 16.25" - 20.5"H | 19.25"W | 17.5"D
- Back: 13.75"H | 18.25"W
- Upholstered Seat and Upholstered Seat Pad add 0.75" to seat height
- COM: 0.75 yds.

NOTES

- This product meets the requirements set forth in ANSI/ BIFMA X5.1-2011 and is warranted for users up to 350lbs.
- For BW and FA Freight Options, minimum quantities apply, please check with Sales Support for details.
- Dimensions are dependant on options selected. Product can be configurd to comply with BIFMA G1-2002 Guidelines.

SERIES	11	Tuck	QS	\$
BACK STYLE	0	Midback		-
LEG	51	Basic Swivel		-
	57	Swivel Tilt		\$50
ARM	NA	No Arm		-
	WA	With Arm [Option Currently Unavailable with 57 Mech]		\$52
BACK FRAME	BKN	Black		-
	BRN	Birch		-
	SKN	Smoke [Currently Unavailable]		-
	M11	M11 Mesh		-
MESH COLOR See page 22 for mesh color codes	M2	M2 Mesh		\$55
	M3	M3 Mesh		\$55
	CM	Chrome		-
FRAME FINISH COLLECTION 1	PON	Onyx		-
	PCT	Cotton		-
	PSK	Smoke		-
	PHZ	Haze		-
	PMI	Midnight		-
	PBR	Birch		-
	PPO	Pottery		-
	PCU	Currant [25 unit minimum order quantity]		\$25
	PIN	Indigo [25 unit minimum order quantity]		\$25
	PCI	Citrus [25 unit minimum order quantity]		\$25
FRAME FINISH COLLECTION 2	PPI	Pine [25 unit minimum order quantity]		\$25
	ON	Onyx		-
	CT	Cotton		-
	CU	Currant		-
	MI	Midnight		-
	HZ	Haze		-
	SK	Smoke		-
	BR	Birch		-
	IN	Indigo		-
	CI	Citrus		-
POLYPROPYLENE Indicate: S for Seat A for Arm	PI	Pine		-
	PO	Pottery		-
	PAD	Upholstered Seat Pad		VAR
	UPH	Fully Upholstered Seat with Poly Back		VAR
	LH	65mm (2.5") Dual Surface Casters		\$32
	G	Glides		\$30
	BKB	Black Nylon Base		-
	SKB	Smoke Nylon Base		\$35
	HAB	High Profile Aluminum Base		\$60
	SC	Sit to Counter		\$130
FREIGHT OPTIONS	KD	Knocked Down		-
	BW	Blanket Wrapped - Fully Assembled [25 Unit Minimum]		\$75
FREIGHT REQUIREMENTS	AS	Allseating Standard		-
	FQ	Special Freight Instructions (Call for Quote)		VAR
	GD	Guaranteed Delivery Date and Time (Call for Quote)		VAR

TO ORDER SIMPLY FILL IN THE BLANKS

11	0						B	S	A				
SERIES	BACK STYLE	LEG	ARM	NYLON BACK FRAME	MESH COLOR	FRAME FINISH	POLYPROPYLENE BACK	POLYPROPYLENE SEAT	POLYPROPYLENE ARM	OPTIONS <small>For additional options separate with (-) hyphen.</small>	FREIGHT OPTION	FREIGHT REQUIREMENTS	FABRIC CODE <small>Please refer to allseating.com for fabric codes.</small>

ING
ALORA
PILLOWS
ASTUTE
ATTUNE
ALIS
CHIROFORM
DART
DOVE
EIGHTY-TWO
ENTAIL
EQUATION
EXCHANGE
FOSTER
INERTIA
INMATE
JIF
L1
LEVO
MANTRA
PRATA
PRESTO
RAINBOW
REQUISITE
RSS
RUHE
THERAPOD
TUCK
WATSON
YOU
ZIP



TUCK® UPHOLSTERED COLLABORATIVE

DESIGN | TODD YETMAN
GSA SIN | 33721

FEATURES

- Upholstered seat and back
- Polypropylene arms
- Sit to counter includes adjustable footring

DIMENSIONS

- Overall: 32.75"H | 26.5"W | 26.5"D
- Seat: 16- 20.5"H | 17.25"W | 18"D
- Back: 16"H | 17.5"W
- COM: 1.25 yd.

NOTES

- 8 more poly and frame colours available with a minimum order quantity of 250 units: Crimson, Sage, Pacific, Cove, Carob, Maize, Autumn, Dune [please see frames and finishes section on the website or contact sales support for more details]
- This product meets the requirements set forth in ANSI/BIFMA X5.1-2011 and is warranted for users up to 350lbs.
- For BW and FA Freight Options, minimum quantities apply, please check with Sales Support for details.
- Dimensions are dependant on options selected. Product can be configurd to comply with BIFMA G1-2002 Guidelines.

BASE PRICE \$638											
13051-NA											
Code	Grade 1	Grade 2/ COM	Grade 3	Grade 4/ COL	Grade 5	Grade 6	Grade 7	Grade 8	Leather 1	Leather 2	Leather 3
SEAT	\$319	\$337	\$348	\$363	\$376	\$399	\$425	\$455	\$519	\$547	\$633
BACK	\$319	\$337	\$348	\$363	\$376	\$399	\$425	\$455	\$519	\$547	\$633

SERIES	13	Tuck Upholstered	QS	\$
BACK STYLE	0	Midback		-
LEG	51	Basic Swivel		-
	57	Swivel Tilt		\$50
ARM	NA	No Arm		-
	WA	With Arms [Currently Unavailable with 57 mech]		\$52
FRAME FINISH COLLECTION 1	CM	Chrome		-
	PON	Onyx		-
	PCT	Cotton		-
	PSK	Smoke		-
	PHZ	Haze		-
	PMI	Midnight		-
	PBR	Birch		-
	PPO	Pottery		-
	FRAME FINISH COLLECTION 2	PCU	Currant [25 unit minimum order quantity]	
PIN		Indigo [25 unit minimum order quantity]		\$25
PCI		Citrus [25 unit minimum order quantity]		\$25
PPI		Pine [25 unit minimum order quantity]		\$25
POLYPROPYLENE ARM	ON	Onyx		-
	CT	Cotton		-
	CU	Currant		-
	MI	Midnight		-
	HZ	Haze		-
	SK	Smoke		-
	BR	Birch		-
	IN	Indigo		-
	CI	Citrus		-
	PI	Pine		-
	PO	Pottery		-
OPTIONS	LH	65mm (2.5") Dual Surface Casters		\$32
	G	Glides		\$30
	BKB	Black Nylon Base		-
	SKB	Smoke Nylon Base		\$35
	HAB	High Profile Aluminum Base		\$60
FREIGHT OPTIONS	SC	Sit to Counter		\$130
	KD	Knocked Down		-
FREIGHT REQUIREMENTS	BW	Blanket Wrapped - Fully Assembled [25 Unit Minimum]		\$75
	AS	Allseating Standard		-
FREIGHT REQUIREMENTS	FQ	Special Freight Instructions (Call for Quote)		VAR
	GD	Guaranteed Delivery Date and Time (Call for Quote)		VAR

TO ORDER SIMPLY FILL IN THE BLANKS

13	-	0	-	51	-		-		-		-		-		-			
SERIES		BACK STYLE		LEG		ARM		FRAME FINISH		POLYPROPYLENE ARM		OPTIONS		FREIGHT OPTION		FREIGHT REQUIREMENTS		FABRIC CODE

For additional options separate with (-) hyphen.
Please refer to allseating.com for fabric codes.

ING
ALORA
PILLOWS
ASTUTE
ATTUNE
ATLES
CHROMIUM
DART
DOVE
EIGHTY-TWO
ENTAIL
EQUATION
EXCHANGE
FOSTER
INERTIA
INMATE
JIF
L1
LEVO
MANTRA
PRATA
PRESTO
RAINBOW
REQUISITE
RSS
RÜHE
THERAPOD
TUCK
WATSON
YOU
ZIP



TUCK® COLLABORATIVE STOOL

DESIGN | TODD YETMAN
GSA SIN | 33721

BASE PRICE | \$623

11051-NA-8

Polypropylene Seat and Back	Grade 1	Grade 2/ COM	Grade 3	Grade 4/ COL	Grade 5	Grade 6	Grade 7	Grade 8	Leather 1	Leather 2	Leather 3
\$623	\$693	\$714	\$728	\$746	\$761	\$789	\$821	\$856	\$933	\$967	\$1,070

FEATURES

- Polypropylene seat and back
- Polypropylene arms
- Includes an adjustable footring

DIMENSIONS

- Overall 8": 34.25"-41.75"H | 28"W | 28"D
- Seat 8": 20.25"-27.5"H | 17.5"W | 19.25"D
- Overall 10": 34.75"-45.75"H | 27"W | 27"D
- Seat 10": 20.25"-30.25"H | 17.5"W | 19.25"D
- Back: 13.75"H | 18.25"W
- COM: 0.75 yds.

NOTES

- 8 more poly and frame colours available with a minimum order quantity of 250 units: Crimson, Sage, Pacific, Cove, Carob, Maize, Autumn, Dune [please see frames and finishes section on the website or contact sales support for more details]
- This product meets the requirements set forth in ANSI/ BIFMA X5.1-2011 and is warranted for users up to 350lbs.
- Ships knocked down. For BW Freight Option, 25 unit minimum quantities apply. Please check with Sales Support for details.
- Dimensions are dependant on options selected. Product can be configurd to comply with BIFMA G1-2002 Guidelines.

SERIES	11	Tuck	QS	\$
BACK STYLE	0	Midback		-
LEG	51	Basic Swivel		-
ARM	NA	No Arm		-
	WA	With Arm [Option currently unavailable with 57 mech]		\$52
STOOL OPTION	8	8" Stool Package		-
	10	10" Stool Package		\$36
FRAME FINISH COLLECTION 1	CM	Chrome		-
	PON	Onyx		-
	PCT	Cotton		-
	PSK	Smoke		-
	PHZ	Haze		-
	PMI	Midnight		-
	PBR	Birch		-
	PPO	Pottery		-
FRAME FINISH COLLECTION 2 [25 unit minimum order quantity]	PCU	Currant [25 unit minimum order quantity]		\$26
	PIN	Indigo [25 unit minimum order quantity]		\$26
	PCI	Citrus [25 unit minimum order quantity]		\$26
	PPI	Pine [25 unit minimum order quantity]		\$26
POLYPROPYLENE	ON	Onyx		-
Indicate:	CT	Cotton		-
B for Back	CU	Currant		-
S for Seat	MI	Midnight		-
A for Arm	HZ	Haze		-
	SK	Smoke		-
	BR	Birch		-
	IN	Indigo		-
	CI	Citrus		-
	PI	Pine		-
	PO	Pottery		-
OPTIONS	PAD	Upholstered Seat Pad		VAR
	UPH	Fully Upholstered Seat with Poly Back		VAR
	H	Dual Surface Casters [10" Stool Only]		\$30
	LH	Dual Surface Casters [8" Stool Only]		\$32
	G	Glides		\$30
	CF	Chrome Footring		\$20
	BKB	Black Nylon Base		-
	SKB	Smoke Nylon Base		\$35
	AB	Aluminum Base		\$65
FREIGHT OPTIONS	KD	Knocked Down		-
	BW	Blanket Wrapped - Fully Assembled [25 Unit Minimum]		\$75
FREIGHT REQUIREMENTS	AS	Allseating Standard		-
	FQ	Special Freight Instructions (Call for Quote)		VAR
	GD	Guaranteed Delivery Date and Time (Call for Quote)		VAR

TO ORDER SIMPLY FILL IN THE BLANKS

11	0	51				B	S	A				
SERIES	BACK STYLE	LEG	ARM	STOOL	FRAME FINISH	POLYPROPYLENE BACK	POLYPROPYLENE SEAT	POLYPROPYLENE ARM	OPTIONS	FREIGHT OPTION	FREIGHT REQUIREMENTS	FABRIC CODE
<small>For additional options separate with () hyphen. Please refer to allseating.com for fabric codes.</small>												

ING
ALORA
PILLOWS
ASTUTE
ATTUNE
AVES
CHIROFORM
DART
DOVE
EIGHTY-TWO
ENTAIL
EQUATION
EXCHANGE
FOSTER
INERTIA
INMATE
JIF
L1
LENO
MANTRA
PRATA
PRESTO
RAINBOW
REQUISITE
RES
RUIE
THERAPOD
TUCK
WATSON
YOU
ZIP



TUCK® MESHBACK COLLABORATIVE STOOL

DESIGN | TODD YETMAN | GSA SIN | 33721

BASE PRICE | \$653

11051-NA-8

Polypropylene Seat and Back	Grade 1	Grade 2/ COM	Grade 3	Grade 4/ COL	Grade 5	Grade 6	Grade 7	Grade 8	Leather 1	Leather 2	Leather 3
\$653	\$723	\$744	\$758	\$776	\$791	\$819	\$851	\$886	\$963	\$997	\$1100

FEATURES

- Polypropylene seat and back
- Polypropylene arms
- Includes an adjustable footring

DIMENSIONS

- Overall 8": 34.25"-41.75"H | 28"W | 28"D
- Seat 8": 20.25"-27.5"H | 17.5"W | 19.25"D
- Overall 10": 34.75"-45.75"H | 27"W | 27"D
- Seat 10": 20.25"-30.25"H | 17.5"W | 19.25"D
- Back: 13.75"H | 18.25"W
- COM: 0.75 yds.

NOTES

- This product meets the requirements set forth in ANSI/ BIFMA X5.1-2011 and is warranted for users up to 350lbs.
- Ships knocked down. For BW Freight Option, 25 unit minimum quantities apply. Please check with Sales Support for details.
- Dimensions are dependant on options selected. Product can be configurd to comply with BIFMA G1-2002 Guidelines.

SERIES	11	Tuck	QS	\$
BACK STYLE	0	Midback		-
LEG	51	Basic Swivel		-
ARM	NA	No Arm		-
	WA	With Arm [Option Currently Unavailable with 57 Mech]		\$52
STOOL OPTION	8	8" Stool Package		-
	10	10" Stool Package		\$34
BACK FRAME	BKN	Black		-
	BRN	Birch		-
	SKN	Smoke [Currently Unavailable]		-
MESH COLOR	M11	M11 Mesh		-
See page 22 for mesh color codes	M2	M2 Mesh		\$55
	M3	M3 Mesh		\$55
FRAME FINISH COLLECTION 1	CM	Chrome		-
	PON	Onyx		-
	PCT	Cotton		-
	PSK	Smoke		-
	PHZ	Haze		-
	PMI	Midnight		-
	PBR	Birch		-
	PPO	Pottery		-
FRAME FINISH COLLECTION 2	PCU	Currant [25 unit minimum order quantity]		\$25
	PIN	Indigo [25 unit minimum order quantity]		\$25
	PCI	Citrus [25 unit minimum order quantity]		\$25
	PPI	Pine [25 unit minimum order quantity]		\$25
POLYPROPYLENE	ON	Onyx		-
Indicate:	CT	Cotton		-
S for Seat	CU	Currant		-
A for Arm	MI	Midnight		-
	HZ	Haze		-
	SK	Smoke		-
	BR	Birch		-
	IN	Indigo		-
	CI	Citrus		-
	PI	Pine		-
	PO	Pottery		-
OPTIONS	PAD	Upholstered Seat Pad		VAR
	UPH	Fully Upholstered Seat with Poly Back		VAR
	H	Dual Surface Casters [10" Stool Only]		\$30
	LH	Dual Surface Casters [8" Stool Only]		\$32
	G	Glides		\$30
	CF	Chrome Footring		\$20
	BKB	Black Nylon Base		-
	SKB	Smoke Nylon Base		\$35
	AB	Aluminum Base		\$65
FREIGHT OPTIONS	KD	Knocked Down		-
	BW	Blanket Wrapped - Fully Assembled [25 Unit Minimum]		\$75
FREIGHT REQUIREMENTS	AS	Allseating Standard		-
	FQ	Special Freight Instructions (Call for Quote)		VAR
	GD	Guaranteed Delivery Date and Time (Call for Quote)		VAR

TO ORDER SIMPLY FILL IN THE BLANKS

11	0						B	S	A				
SERIES	BACK STYLE	LEG	ARM	NYLON BACK FRAME	MESH COLOR	FRAME FINISH	POLYPROPYLENE BACK	POLYPROPYLENE SEAT	POLYPROPYLENE ARM	OPTIONS	FREIGHT OPTION	FREIGHT REQUIREMENTS	FABRIC CODE

For additional options separate with (-) hyphen. Please refer to allseating.com for fabric codes.

ING
ALORA
PILLOWS
ASTUTE
ATTUNE
AVES
CHIROFORM
DART
DOVE
EIGHTY-TWO
ENTAIL
EQUATION
EXCHANGE
FOSTER
INERTIA
INMATE
JIF
L1
LENO
MANTRA
PRATA
PRESTO
RAINBOW
REQUISITE
RES
RUHE
THERAPOD
TUCK
WATSON
YOU
ZIP



TUCK® UPHOLSTERED COLLAB. STOOL

DESIGN | TODD YETMAN
GSA SIN | 33721

BASE PRICE | \$758

13051-NA-8

Code	Grade 1	Grade 2/ COM	Grade 3	Grade 4/ COL	Grade 5	Grade 6	Grade 7	Grade 8	Leather 1	Leather 2	Leather 3
SEAT	\$379	\$397	\$408	\$423	\$436	\$459	\$485	\$515	\$579	\$607	\$693
BACK	\$379	\$397	\$408	\$423	\$436	\$459	\$485	\$515	\$579	\$607	\$693

FEATURES

- Upholstered seat and back
- Polypropylene arms
- Optional upholstered seat or seat pad includes shroud
- Includes adjustable footing

DIMENSIONS

- Overall 8": 34.25"-41.75"H | 28"W | 28"D
- Seat 8": 20.25"-27.5"H | 17.5"W | 19.25"D
- Overall 10": 34.75"-45.75"H | 27"W | 27"D
- Seat 10": 20.25"-30.25"H | 17.5"W | 19.25"D
- Back: 13.75"H | 18.25"W
- Upholstered Seat and Upholstered Seat Pad add 0.75" to seat height
- COM: 0.75 yds.

NOTES

- 8 more poly and frame colours available with a minimum order quantity of 250 units: Crimson, Sage, Pacific, Cove, Carob, Maize, Autumn, Dune [please see frames and finishes section on the website or contact sales support for more details]
- This product meets the requirements set forth in ANSI/ BIFMA X5.1-2011 and is warranted for users up to 325lbs.
- Ships knocked down. For BW and FA Freight Options, minimum quantities apply, please check with Sales Support for details.
- Dimensions are dependant on options selected. Product can be configurd to comply with BIFMA G1-2002 Guidelines.

SERIES	13	Tuck Upholstered	QS	\$
BACK STYLE	0	Midback		-
LEG	51	Basic Swivel		-
ARM	NA	No Arm		-
	WA	With Arm [Option currently unavailable with 57 mech]		\$52
STOOL OPTION	8	8" Stool Package		-
	10	10" Stool Package		\$36
FRAME FINISH COLLECTION 1	CM	Chrome		-
	PON	Onyx		-
	PCT	Cotton		-
	PSK	Smoke		-
	PHZ	Haze		-
	PMI	Midnight		-
	PBR	Birch		-
	PPO	Pottery		-
FRAME FINISH COLLECTION 2 [25 unit minimum order quantity]	PCU	Currant [25 unit minimum order quantity]		\$26
	PIN	Indigo [25 unit minimum order quantity]		\$26
	PCI	Citrus [25 unit minimum order quantity]		\$26
	PPI	Pine [25 unit minimum order quantity]		\$26
POLYPROPYLENE ARM	ON	Onyx		-
	CT	Cotton		-
	CU	Currant		-
	MI	Midnight		-
	HZ	Haze		-
	SK	Smoke		-
	BR	Birch		-
	IN	Indigo		-
	CI	Citrus		-
	PI	Pine		-
	PO	Pottery		-
OPTIONS	H	Dual Surface Casters [10" Stool Only]		\$30
	LH	Dual Surface Casters [8" Stool Only]		\$32
	G	Glides		\$30
	BKB	Black Nylon Base		-
	SKB	Smoke Nylon Base		\$35
	AB	Aluminum Base		\$65
FREIGHT OPTIONS	KD	Knocked Down		-
	BW	Blanket Wrapped - Fully Assembled [25 Unit Minimum]		\$75
FREIGHT REQUIREMENTS	AS	Allseating Standard		-
	FQ	Special Freight Instructions (Call for Quote)		VAR
	GD	Guaranteed Delivery Date and Time (Call for Quote)		VAR

TO ORDER SIMPLY FILL IN THE BLANKS

13	-	0	-	51	-		-		-	A	-		-		-		
SERIES		BACK STYLE		LEG		ARM		STOOL		POLYPROPYLENE ARM		OPTIONS		FREIGHT OPTION		FREIGHT REQUIREMENTS	FABRIC CODE

For additional options separate with (-) hyphen.
Please refer to allseating.com for fabric codes.

ING
ALORA
PILLOWS
ASTUTE
ATTUNE
ATLES
CHIROFORM
DART
DOVE
EIGHTY-TWO
ENTAIL
EQUATION
EXCHANGE
FOSTER
INERTIA
INMATE
JIF
L1
LENO
MANTRA
PRATA
PRESTO
RAINBOW
REQUISITE
RES
RUHE
THERAPOD
TUCK
WATSON
YOU
ZIP



TUCK® NESTER

DESIGN | TODD YETMAN
GSA SIN | 33721

BASE PRICE \$600											
11058-NA											
Polypropylene Seat and Back	Grade 1	Grade 2/ COM	Grade 3	Grade 4/ COL	Grade 5	Grade 6	Grade 7	Grade 8	Leather 1	Leather 2	Leather 3
\$600	\$670	\$691	\$705	\$723	\$738	\$766	\$798	\$833	\$910	\$944	\$1,047

FEATURES

- Standard carpet caster with optional hard surface caster
- Polypropylene seat, back and arm caps
- Optional upholstered seat
- Fully upholstered version with 13 series
- Wall-saving designed frame
- Bumpers on frame tighten nesting for ease of transport
- Shroud matches seat selection.
- Upholstered seat requires Seat poly selection to determine shroud color.

DIMENSIONS

- Overall: 32.5"H | 23"W | 22.5"D
- Seat: 18.5"H | 17"D | 17.75"W
- Back: 13.75"H | 18.25"W

NESTING DEPTH:

- Poly: 21.5"D + 6.5"/chair added
- Upholstered Seat and Upholstered Seat Pad add 0.75" to seat height
- COM Seat: 0.75yds

NOTES

- Ships fully assembled in a box. For BW Freight Option, 25 unit minimum quantities apply. Please check with Sales Support for details.
- For orders of less than 2, a cartoning surcharge of \$22 net will be incurred per order.
- This product meets the requirements set forth in ANSI/ BIFMA X5.1-2011 and is warranted for users up to 350 lbs.

SERIES	11	Tuck	QS	\$
BACK STYLE	0	Midback		-
LEG	58	Nester		-
ARM	NA	No Arm		-
	WA	With Arm		\$52
FRAME FINISH COLLECTION 1	CM	Chrome		-
	PON	Onyx		-
	PCT	Cotton		-
	PSK	Smoke [Currently Unavailable]		-
POLYPROPYLENE	ON	Onyx		-
	SK	Smoke		-
	CT	Cotton		-
	UPH	Fully Upholstered Seat with Poly Back		VAR
OPTIONS	TC	Dual Surface Caster		\$55
	FA	Fully Assembled in Carton [25 Unit Minimum]		-
FREIGHT OPTIONS	BW	Blanket Wrapped - Fully Assembled [25 Unit Minimum]		\$35
	AS	Allseating Standard		-
FREIGHT REQUIREMENTS	FQ	Special Freight Instructions (Call for Quote)		VAR
	GD	Guaranteed Delivery Date and Time (Call for Quote)		VAR

TO ORDER SIMPLY FILL IN THE BLANKS

11	0	58				B	S	A				
SERIES	BACK STYLE	LEG	ARM	STOOL	FRAME FINISH	POLYPROPYLENE BACK	POLYPROPYLENE SEAT	POLYPROPYLENE ARM	OPTIONS	FREIGHT OPTION	FREIGHT REQUIREMENTS	FABRIC CODE
									For additional options separate with () hyphen.			Please refer to allseating.com for fabric codes.



TUCK® MESHBACK NESTER

DESIGN | TODD YETMAN
GSA SIN | 33721

BASE PRICE | \$630

11058-NA

Polypropylene Seat and Back	Grade 1	Grade 2/ COM	Grade 3	Grade 4/ COL	Grade 5	Grade 6	Grade 7	Grade 8	Leather 1	Leather 2	Leather 3
\$630	\$700	\$721	\$735	\$753	\$768	\$796	\$828	\$863	\$940	\$974	\$1077

FEATURES

- Standard carpet caster with optional hard surface caster
- Polypropylene seat, back and arm caps
- Optional upholstered seat
- Fully upholstered version with 13 series
- Wall-saving designed frame
- Bumpers on frame tighten nesting for ease of transport
- Shroud matches seat selection.
- Upholstered seat requires Seat poly selection to determine shroud color.

DIMENSIONS

- Overall: 32.5"H | 23"W | 22.5"D
- Seat: 18.5"H | 17"D | 17.75"W
- Back: 13.75"H | 18.25"W

NESTING DEPTH:

- Poly: 21.5"D + 6.5"/chair added
- Upholstered Seat and Upholstered Seat Pad add 0.75" to seat height
- COM Seat: 0.75yds

NOTES

- Ships fully assembled in a box. For BW Freight Option, 25 unit minimum quantities apply. Please check with Sales Support for details.
- For orders of less than 2, a cartoning surcharge of \$22 net will be incurred per order.
- This product meets the requirements set forth in ANSI/ BIFMA X5.1-2011 and is warranted for users up to 350 lbs.

SERIES	11	Tuck	QS	\$
BACK STYLE	0	Midback		-
LEG	58	Nester		-
ARM	NA	No Arm		-
	WA	With Arm		\$52
BACK FRAME	BKN	Black		-
	BRN	Birch		-
	SKN	Smoke [Currently Unavailable]		-
MESH COLOR	M11	M11 Mesh		-
See page 22 for mesh color codes	M2	M2 Mesh		\$55
	M3	M3 Mesh		\$55
FRAME FINISH COLLECTION 1	CM	Chrome		-
	PON	Onyx		-
	PCT	Cotton		-
POLYPROPYLENE	ON	Onyx		-
Indicate: B for Back	HZ	Haze		-
S for Seat, A for Arm	CT	Cotton		-
OPTIONS	UPH	Fully Upholstered Seat with Poly Back		VAR
	TC	Dual Surface Casters		\$55
FREIGHT OPTIONS	FA	Fully Assembled in Carton [25 Unit Minimum]		-
	BW	Blanket Wrapped - Fully Assembled [25 Unit Minimum]		\$35
FREIGHT REQUIREMENTS	AS	Allseating Standard		-
	FQ	Special Freight Instructions (Call for Quote)		VAR
	GD	Guaranteed Delivery Date and Time (Call for Quote)		VAR

TO ORDER SIMPLY FILL IN THE BLANKS

11	0						B	S	A				
SERIES	BACK STYLE	LEG	ARM	NYLON BACK FRAME	MESH COLOR	FRAME FINISH	POLYPROPYLENE BACK	POLYPROPYLENE SEAT	POLYPROPYLENE ARM	OPTIONS <small>For additional options separate with (-) hyphen.</small>	FREIGHT OPTION	FREIGHT REQUIREMENTS	FABRIC CODE <small>Please refer to allseating.com for fabric codes.</small>



TUCK® NESTER FULLY UPHOLSTERED

DESIGN | TODD YETMAN
GSA SIN | 33721

BASE PRICE | \$735
13058-NA

Code	Grade 1	Grade 2/ COM	Grade 3	Grade 4/ COL	Grade 5	Grade 6	Grade 7	Grade 8	Leather 1	Leather 2	Leather 3
SEAT	\$367	\$385	\$396	\$411	\$424	\$447	\$473	\$503	\$567	\$595	\$681
BACK	\$368	\$386	\$397	\$412	\$425	\$448	\$474	\$504	\$568	\$596	\$682

FEATURES

- Standard carpet caster with optional hard surface caster
- Upholstered seat and back with poly arm caps
- Wall-saving designed frame
- Bumpers on frame tighten nesting for ease of transport
- Seat color selection required to determine shroud color.

DIMENSIONS

- Overall: 32.5"H | 23"W | 22.5"D
- Seat: 18.5"H | 17"W | 17.5"D
- Back: 13.75"W | 18.75"H

NESTING DEPTH:

- Poly: 21.5"D + 6.5"/chair added
- COM: 1.25yds

SERIES	13	Tuck Fully Upholstered	QS	\$
BACK STYLE	0	Midback		-
LEG	58	Nester		-
ARM	NA	No Arm		-
	WA	With Arm		\$52
FRAME FINISH COLLECTION 1	CM	Chrome		-
	PON	Onyx		-
	PCT	Cotton		-
	PSK	Smoke		-
POLYPROPYLENE Indicate: A for arm, S for seat	ON	Onyx		-
	SK	Smoke		-
	CT	Cotton		-
OPTIONS	TC	Dual Surface Caster		\$55
FREIGHT OPTIONS	FA	Fully Assembled in Carton [25 Unit Minimum]		-
	BW	Blanket Wrapped - Fully Assembled [25 Unit Minimum]		\$35
FREIGHT REQUIREMENTS	AS	Allseating Standard		-
	FQ	Special Freight Instructions (Call for Quote)		VAR
	GD	Guaranteed Delivery Date and Time (Call for Quote)		VAR

NOTES

- Ships fully assembled in a box. For BW Freight Option, 25 unit minimum quantities apply. Please check with Sales Support for details.
- For orders of less than 2, a cartoning surcharge of \$22 net will be incurred per order.
- This product meets the requirements set forth in ANSI/BIFMA X5.1-2011 and is warranted for users up to 350 lbs.

TO ORDER SIMPLY FILL IN THE BLANKS

13 - 0 - 58 - - - - S - A - - - -

SERIES BACK STYLE LEG ARM STOOL FRAME FINISH POLYPROPYLENE SEAT POLYPROPYLENE ARM OPTIONS FREIGHT OPTION FREIGHT REQUIREMENTS FABRIC CODE

For additional options separate with (-) hyphen. Please refer to allseating.com for fabric codes.

ING
ALORA
PILLOWS
ASTUTE
ATTUNE
ATLES
CHROMIUM
DART
DOVE
EIGHTY-TWO
ENTAIL
EQUATION
EXCHANGE
FOSTER
INERTIA
INMATE
JIF
L1
LENO
MANTRA
PRATA
PRESTO
RAINBOW
REQUISITE
RSS
RUIE
THERAPOD
TUCK
WATSON
YOU
ZIP

WATSON CLUB CHAIR

DESIGN | TODD YETMAN
GSA SIN | 33721



BASE PRICE \$2,400											
W2010											
Code	Grade 1	Grade 2/ COM	Grade 3	Grade 4/ COL	Grade 5	Grade 6	Grade 7	Grade 8	Leather 1	Leather 2	Leather 3
Inner [Seat, Arms, and Back]	\$1,200	\$1,298	\$1,361	\$1,445	\$1,519	\$1,648	\$1,795	\$1,960	\$2,318	\$2,478	\$2,957
Outer [Seat and Arms]	\$1,200	\$1,298	\$1,361	\$1,445	\$1,519	\$1,648	\$1,795	\$1,960	\$2,318	\$2,478	\$2,957

FEATURES

- 5" high solid Canadian birch legs in 3 finishes: light, medium, and dark
- Multi-density molded foam coupled with webbing provides comfort, durability, and longevity
- Dual upholstery available for inner and outer portions
- Seam detailing for tailored exterior look

SERIES	W2	Watson	QS	\$
BACK STYLE	0	Midback		-
LEG	10	Club Chair		-
LEG FINISH	LT	Light Birch		-
	MD	Medium Birch		-
	DK	Dark Birch		-
FREIGHT OPTIONS	PA	Partially Assembled		\$75
FREIGHT REQUIREMENTS	AS	Allseating Standard		-
	FQ	Special Freight Instructions [Call for Quote]		VAR
	GD	Guaranteed Delivery Date and Time [Call for Quote]		VAR

DIMENSIONS

- Overall: 28.5"H | 33.5"W | 34.2"D
- Seat: 15.5"H | 21.3"D
- Leg Height: 5"
- COM Inner Back and Arms: 3.5 yards
- COM Outer Cover: 3.5 yards
- COM Full: 7 yards

NOTES

- Ships partially assembled [legs off]
- This product meets the requirements set forth in ANSI/BIFMA X5.4 and is warranted for users up to 350lbs

TO ORDER SIMPLY FILL IN THE BLANKS

W2	-	0	-	10	-		-		-		
SERIES		BACK STYLE		LEG		LEG FINISH		OPTIONS For additional options separate with (-) hyphen.		FREIGHT REQUIREMENTS	FABRIC CODE Please refer to allseating.com for fabric codes.

WATSON LOVESEAT

DESIGN | TODD YETMAN
GSA SIN | 33721



BASE PRICE | \$3,850 W2020

Code	Grade 1	Grade 2/ COM	Grade 3	Grade 4/ COL	Grade 5	Grade 6	Grade 7	Grade 8	Leather 1	Leather 2	Leather 3
Inner [Seat, Arms, and Back]	\$1,925	\$2,058	\$2,144	\$2,258	\$2,357	\$2,533	\$2,733	\$2,956	\$3,443	\$3,659	\$4,310
Outer [Seat and Arms]	\$1,925	\$2,058	\$2,144	\$2,258	\$2,357	\$2,533	\$2,733	\$2,956	\$3,443	\$3,659	\$4,310

FEATURES

- 5" high solid Canadian birch legs in 3 finishes: light, medium, and dark
- Multi-density molded foam coupled with webbing provides comfort, durability, and longevity
- Dual upholstery available for inner and outer portions
- Seam detailing for tailored exterior look

SERIES	W2	Watson	QS	\$
BACK STYLE	0	Midback		-
LEG	20	Loveseat		-
LEG FINISH	LT	Light Birch		-
	MD	Medium Birch		-
	DK	Dark Birch		-
FREIGHT OPTIONS	PA	Partially Assembled		\$150
FREIGHT REQUIREMENTS	AS	Allseating Standard		-
	FQ	Special Freight Instructions [Call for Quote]		VAR
	GD	Guaranteed Delivery Date and Time [Call for Quote]		VAR

DIMENSIONS

- Overall: 28.5"H | 59.3"W | 34.2"D
- Seat: 15.5"H | 21.3"D
- Leg Height: 5"
- COM Inner Back and Arms: 4.75 yards
- COM Outer Cover: 4.75 yards
- COM Full: 9.5 yards

NOTES


- Ships partially assembled [legs off]
- This product meets the requirements set forth in ANSI/BIFMA X5.4 and is warranted for users up to 250lbs per seat

TO ORDER SIMPLY FILL IN THE BLANKS

W2	0	20				
SERIES	BACK STYLE	LEG	LEG FINISH	OPTIONS <small>For additional options separate with (-) hyphen.</small>	FREIGHT REQUIREMENTS	FABRIC CODE <small>Please refer to allseating.com for fabric codes.</small>

WATSON SOFA

DESIGN | TODD YETMAN
GSA SIN | 33721



BASE PRICE | \$5,750 W2030

Code	Grade 1	Grade 2/ COM	Grade 3	Grade 4/ COL	Grade 5	Grade 6	Grade 7	Grade 8	Leather 1	Leather 2	Leather 3
Inner [Seat, Arms, and Back]	\$2,875	\$3,043	\$3,151	\$3,295	\$3,421	\$3,643	\$3,895	\$4,177	\$4,792	\$5,065	\$5,887
Outer [Seat and Arms]	\$2,875	\$3,043	\$3,151	\$3,295	\$3,421	\$3,643	\$3,895	\$4,177	\$4,792	\$5,065	\$5,887

FEATURES

- 5" high solid Canadian birch legs in 3 finishes: light, medium, and dark
- Multi-density molded foam coupled with webbing provides comfort, durability, and longevity
- Dual upholstery available for inner and outer portions
- Seam detailing for tailored exterior look

SERIES	W2	Watson	QS	\$
BACK STYLE	0	Midback		-
LEG	30	Sofa		-
LEG FINISH	LT	Light Birch		-
	MD	Medium Birch		-
	DK	Dark Birch		-
FREIGHT OPTIONS	PA	Partially Assembled		\$225
FREIGHT REQUIREMENTS	AS	Allseating Standard		-
	FQ	Special Freight Instructions [Call for Quote]		VAR
	GD	Guaranteed Delivery Date and Time [Call for Quote]		VAR

DIMENSIONS

- Overall: 28.5"H | 83.8"W | 34.2"D
- Seat: 15.5"H | 21.3"D
- Leg Height: 5"
- COM Inner Back and Arms: 6 yards
- COM Outer Cover: 6 yards
- COM Full: 12 yards

NOTES

- Ships partially assembled [legs off]
- This product meets the requirements set forth in ANSI/BIFMA X5.4 and is warranted for users up to 250lbs per seat

TO ORDER SIMPLY FILL IN THE BLANKS

W2	-	0	-	30	-		-		-		
SERIES		BACK STYLE		LEG		LEG FINISH		OPTIONS <small>For additional options separate with (-) hyphen.</small>		FREIGHT REQUIREMENTS	FABRIC CODE <small>Please refer to allseating.com for fabric codes.</small>

WATSON BENCH

DESIGN | TODD YETMAN
GSA SIN | 33721



BASE PRICE \$2,850											
W2X42											
Code	Grade 1	Grade 2/ COM	Grade 3	Grade 4/ COL	Grade 5	Grade 6	Grade 7	Grade 8	Leather 1	Leather 2	Leather 3
Upper	\$1,710	\$1,822	\$1,894	\$1,990	\$2,074	\$2,222	\$2,390	\$2,578	\$2,988	\$3,170	\$3,718
Lower	\$1,140	\$1,203	\$1,244	\$1,298	\$1,345	\$1,428	\$1,523	\$1,628	\$1,859	\$1,961	\$2,270

FEATURES

- 5" high solid Canadian birch legs in 3 finishes: light, medium, and dark
- Multi-density molded foam coupled with webbing provides comfort, durability, and longevity
- Dual upholstery available for inner and outer portions
- Seam detailing for tailored exterior look

SERIES	W2	Watson	QS	\$
BACK STYLE	X	No Back		-
LEG	42	Double Bench		-
LEG FINISH	LT	Light Birch		-
	MD	Medium Birch		-
	DK	Dark Birch		-
FREIGHT OPTIONS	PA	Partially Assembled		\$150
FREIGHT REQUIREMENTS	AS	Allseating Standard		-
	FQ	Special Freight Instructions [Call for Quote]		VAR
	GD	Guaranteed Delivery Date and Time [Call for Quote]		VAR

DIMENSIONS

- Overall: 15.5"H | 61.8"W | 23.8"D
- Seat: 15.5"H | 23.8"D
- Leg Height: 8"
- COM Upper: 4 yards
- COM Lower: 2.25 yards
- COM Full: 6.25 yards

NOTES

- Ships partially assembled [legs off]
- This product meets the requirements set forth in ANSI/BIFMA X5.4 and is warranted for users up to 250lbs per seat

TO ORDER SIMPLY FILL IN THE BLANKS

W2	X	42				
SERIES	BACK STYLE	LEG	LEG FINISH	OPTIONS <small>For additional options separate with (-) hyphen.</small>	FREIGHT REQUIREMENTS	FABRIC CODE <small>Please refer to allseating.com for fabric codes.</small>



YOU[®] MIDBACK

DESIGN | ALLSEATING
GSA SIN | 33721

BASE PRICE | \$1,225
84012-NA

Code	Grade 1	Grade 2/ COM	Grade 3	Grade 4/ COL	Grade 5	Grade 6	Grade 7	Grade 8	Leather 1	Leather 2	Leather 3
84012	\$1,225	\$1,246	\$1,260	\$1,278	\$1,293	\$1,321	\$1,353	\$1,388	\$1,465	\$1,499	\$1,602

FEATURES

- Frame in Polished or Black Aluminum
- 3.5" cylinder
- Molded seat foam
- Innovative back suspension with back height adjustment included
- Lumbar dial and back height support of 3.54"
- Arm features and travel specifications on page 16
- 24|7 Warranty offered with T2 arms and/or seat slider.
- YCA Conference Arm is standard polished aluminum.

DIMENSIONS

- Overall: 39"-42.5"H | 28"W | 28"D
- Seat: 17"-20.5"H | 20.25"W | 18.5"D
- Back: 22"H | 18.5"W
- COM: 0.75yds.

NOTES

- Ships knocked down.
- For BW and FA freight options, minimum quantities apply, please check with Sales Support for details.
- Tension is adjustable on OHC and OHH casters to accommodate various surfaces
- All other features are dependant on the control specified. Please refer to Control Choice on Page 8 for full description of available features.
- This product meets the requirements set forth in ANSI-BIFMA X5.1-2011 and is warranted for users up to 350 lbs.
- Dimensions are dependant on options selected. Product can be configured to comply with BIFMA G1-2002 Guidelines.
- LS and HS option not available when HAB, OHC, OHH are selected. Composite base and matching casters will be substituted when LS or HS selected.
- For mesh model code see page 22

SERIES	84	You Aluminum	QS	\$
BACK STYLE	0	Midback	•	-
CONTROL	12	Deluxe Synchro Tilt [Includes Back Height Adjustment]	•	-
ARM	NA	No Arm	•	-
	T2	Task 2 Arm	•	\$115
	4D	4 Dimensional Arm	•	\$130
	MF	Multi-Functional Arm	•	\$158
	YCA	Conference Arm [AWK not applicable. Not available w/ Mesh Seat]	•	\$225
	T7	Ergonomic Task Arm [AWK included Not Available w/ Mesh Seat]		\$295
	DA	Drop Away Arm		\$175
FRAME FINISH	BK	Black Aluminum	•	-
	AL	Polished Aluminum	•	\$95
BACK MESH [see page 22 for mesh model code]	M2	M2 Mesh	•	\$28
	M3	M3 Mesh	•	-
	M4	M4 Mesh	•	-
	M9	M9 Mesh [Not Available w/ Mesh Seat]		\$28
OPTIONS	CF	Chrome Footring [Only Available with SC Black Footring is Standard]		\$20
	MS	Mesh Seat [N/A with M9 mesh; Black Frame Only]		\$95
	EM	Encapsulated Mesh		-
	AWK	Adjustable Width Brackets [Knob]	•	\$30
	LH	65mm [2.5"] Dual Surface Casters	•	\$32
	G	Glides		\$30
	OHC	OH Carpet Casters [adjustable]	•	\$63
	OHH	OH Dual Surface Casters [adjustable]	•	\$95
	SS	2.5" Seat Slider	•	\$85
	LS	Low Seat Height with 5" Travel	•	\$53
	HS	High Seat Height with 5.5" Travel	•	-
	BHA	Back Height Adjustment	•	INCL
	HR	Headrest		\$150
	HAB	High Profile Aluminum Base	•	\$65
	AB	Aluminum Base [For HS and LS Only]	•	\$65
	IES	Ergonomic Small Seat	•	-
	FS	Full Seat	•	-
FREIGHT OPTIONS	KD	Knocked Down	•	-
	BW	Blanket Wrapped - Fully Assembled [25 Unit Minimum]		\$75
	FA	Fully Assembled in [25 Unit Minimum]		\$115
FREIGHT REQUIREMENTS	AS	Allseating Standard		-
	FQ	Special Freight Instructions [Call for Quote]		VAR
	GD	Guaranteed Delivery Date and Time [Call for Quote]		VAR

TO ORDER SIMPLY FILL IN THE BLANKS

84	0	12								
SERIES	BACK STYLE	CONTROL	ARM	FRAME FINISH	BACK MESH	SEAT MESH Leave blank if upholstered	OPTIONS For additional options separate with (-) hyphen.	FREIGHT OPTION	FREIGHT REQUIREMENTS	FABRIC CODE Please refer to allseating.com for fabric codes.

ING
ALORA
PILLOWS
ASTUTE
ATTUNE
AVES
CHROMIUM
DART
DOVE
EIGHTY-TWO
ENTAIL
EQUATION
EXCHANGE
FOSTER
INERTIA
INMATE
JIF
L1
LENO
MANTRA
PRATA
PRESTO
RAINBOW
REQUISITE
RSS
RUHE
THERAPOD
TUCK
WATSON
YOU
ZIP



YOU[®] HIGHBACK

DESIGN | ALLSEATING
GSA SIN | 33721

BASE PRICE | \$1,255

84112-NA

Code	Grade 1	Grade 2/ COM	Grade 3	Grade 4/ COL	Grade 5	Grade 6	Grade 7	Grade 8	Leather 1	Leather 2	Leather 3
84112	\$1,255	\$1,276	\$1,290	\$1,308	\$1,323	\$1,351	\$1,383	\$1,418	\$1,495	\$1,529	\$1,632

FEATURES

- Frame in Polished or Black Aluminum
- 3.5" cylinder
- Molded seat foam
- Innovative back suspension with back height adjustment included
- Lumbar dial and back height support of 3.54"
- Arm features and travel specifications on page 16
- 24|7 Warranty offered with T2 arms and/or seat slider.
- YCA Conference Arm is standard polished aluminum.

DIMENSIONS

- Overall: 45"-48.5"H | 28"W | 28"D
- Seat: 17"-20.5"H | 20.25"W | 18.5"D
- Back: 27"H | 17.5"W
- COM: 0.75yds.

NOTES

- Ships knocked down.
- For BW and FA freight options, minimum quantities apply, please check with Sales Support for details.
- Tension is adjustable on OHC and OHH casters to accommodate various surfaces
- All other features are dependant on the control specified. Please refer to Control Choice on Page 8 for full description of available features.
- This product meets the requirements set forth in ANSI-BIFMA X5.1-2011 and is warranted for users up to 350 lbs.
- Dimensions are dependant on options selected. Product can be configured to comply with BIFMA G1-2002 Guidelines.
- LS and HS option not available when HAB, OHC, OHH are selected. Composite base and matching casters will be substituted when LS or HS selected.
- For mesh model code see page 22

SERIES	84	You Aluminum [Includes BHA]	QS	\$
BACK STYLE	1	Highback	•	-
CONTROL	12	Deluxe Synchro Tilt [Includes Back Height Adjustment]	•	-
ARM	NA	No Arm	•	-
	T2	Task 2 Arm	•	\$115
	4D	4 Dimensional Arm	•	\$130
	MF	Multi-Functional Arm	•	\$158
	YCA	Conference Arm [AWK not applicable. Not available w/ Mesh Seat]	•	\$225
	T7	Ergonomic Task Arm [AWK included Not Available w/ Mesh Seat]		\$295
	DA	Drop Away Arm		\$175
FRAME FINISH	BK	Black Aluminum	•	-
	AL	Polished Aluminum	•	\$95
BACK MESH	M2	M2 Mesh	•	\$28
[see page 22 for mesh model code]	M3	M3 Mesh	•	-
	M4	M4 Mesh	•	-
	M9	M9 Mesh [Not Available w/ Mesh Seat]		\$28
OPTIONS	MS	Mesh Seat [Not Available with M9 mesh]		\$95
	AWK	Adjustable Width Brackets [Knob]	•	\$30
	LH	65mm [2.5"] Dual Surface Casters	•	\$32
	G	Glides		\$30
	OHC	OH Carpet Casters [adjustable]	•	\$63
	OHH	OH Dual Surface Casters [adjustable]	•	\$95
	SS	2.5" Seat Slider	•	\$85
	LS	Low Seat Height with 5" Travel	•	\$53
	HS	High Seat Height with 5.5" Travel	•	-
	BHA	Back Height Adjustment	•	INCL
	HR	Headrest		\$150
	HAB	High Profile Aluminum Base	•	\$65
	AB	Aluminum Base [For HS and LS Only]	•	\$65
	IES	Ergonomic Small Seat	•	-
	FS	Full Seat	•	-
FREIGHT OPTIONS	KD	Knocked Down	•	-
	BW	Blanket Wrapped - Fully Assembled [25 Unit Minimum]		\$75
	FA	Fully Assembled in [25 Unit Minimum]		\$115
FREIGHT REQUIREMENTS	AS	Allseating Standard		-
	FQ	Special Freight Instructions [Call for Quote]		VAR
	GD	Guaranteed Delivery Date and Time [Call for Quote]		VAR

TO ORDER SIMPLY FILL IN THE BLANKS

84	1	12								
SERIES	BACK STYLE	CONTROL	ARM	FRAME FINISH	BACK MESH	SEAT MESH Leave blank if upholstered	OPTIONS For additional options separate with (-) hyphen.	FREIGHT OPTION	FREIGHT REQUIREMENTS	FABRIC CODE Please refer to allseating.com for fabric codes.



YOU® STOOL

DESIGN | ALLSEATING
GSA SIN | 33721

BASE PRICE | \$1,255

84019-NA-8

Code	Grade 1	Grade 2/ COM	Grade 3	Grade 4/ COL	Grade 5	Grade 6	Grade 7	Grade 8	Leather 1	Leather 2	Leather 3
84019	\$1,255	\$1,276	\$1,290	\$1,308	\$1,323	\$1,351	\$1,383	\$1,418	\$1,495	\$1,529	\$1,632

FEATURES

- Upholstered seat with mesh back
- Innovative black suspension
- Width adjust optional on all task arms with 8" seat height travel
- Includes height adjustable foot ring

DIMENSIONS

- 8" Stool Overall:**
42.75"-50"H | 28"W | 28"D
- Seat: 20.25"-27.75"H | 20.25"W | 18.5"D
 - Back: 22"H | 18.5"W
- 10" Stool Overall:**
43.25"-53.25"H | 27"W | 27"D
- Seat: 21"-31"H | 20.25"W | 18.5"D
 - Back: 22"H | 18.5"W

NOTES

- Ships knocked down.
- For BW and FA freight options, minimum quantities apply, please check with Sales Support for details.
- Tension is adjustable on OHC and OHH casters to accommodate various surfaces
- All other features are dependant on the control specified. Please refer to Control Choice on Page 8 for full description of available features.
- This product meets the requirements set forth in ANSI-BIFMA X5.1-2011 and is warranted for users up to 350 lbs.
- Dimensions are dependant on options selected. Product can be configured to comply with BIFMA G1-2002 Guidelines.
- *LS and HS option not available when LH, HAB, OHC, OHH are selected. Composite base and matching casters will be substituted when LS selected.
- For mesh model code see page 22

SERIES	84	You Aluminum [Includes BHA]	QS	\$
BACK STYLE	0	Midback	•	-
CONTROL	19	Basic Stool Package	•	-
ARM	NA	No Arm	•	-
	T2	Task 2 Arm	•	\$115
	4D	4 Dimensional Arm	•	\$130
	MF	Multi-Functional Arm	•	\$158
FRAME FINISH	BK	Black Aluminum	•	-
	AL	Polished Aluminum	•	\$95
BACK MESH	M2	M2 Mesh	•	\$28
[see page 22 for mesh model code]	M3	M3 Mesh	•	-
	M4	M4 Mesh	•	-
	M9	M9 Mesh [Not Available w/ Mesh Seat]	•	\$28
STOOL OPTION	8	8" Basic Stool Package	•	-
	10	10" Stool Package	•	\$36
OPTIONS	MS	Mesh Seat [N/A with M9 Mesh]	•	\$95
	EM	Encapsulated Mesh	•	-
	CF	Chrome Footring	•	\$20
	AWK	Adjustable Width Brackets [Knob]	•	\$30
	G	Glides	•	\$30
	H	Dual Surface Casters [10" Stool Only]	•	\$30
	LH	Dual Surface Casters [8" Stool Only]	•	\$32
	OHC	OH Carpet Casters [adjustable 8" Stool Only]	•	\$63
	OHH	OH Dual Surface Casters [adjustable 8" Stool Only]	•	\$95
	SS	Seat Slider [2.5"; N/A with Mesh Seat; N/A with 10" Stool]	•	\$85
	BHA	Back Height Adjustment [8" Stool Only]	•	INCL
	HR	Headrest	•	\$150
	IES	Ergonomic Small Seat	•	-
	AB	Aluminum Base [8" Stool Only]	•	\$65
FREIGHT OPTIONS	KD	Knocked Down	•	-
	BW	Blanket Wrapped - Fully Assembled [25 Unit Minimum]	•	\$75
	FA	Fully Assembled in [25 Unit Minimum]	•	\$115
FREIGHT REQUIREMENTS	AS	Allseating Standard	•	-
	FQ	Special Freight Instructions [Call for Quote]	•	VAR
	GD	Guaranteed Delivery Date and Time [Call for Quote]	•	VAR

TO ORDER SIMPLY FILL IN THE BLANKS

84	0	19								
SERIES	BACK STYLE	CONTROL	ARM	FRAME FINISH	BACK MESH	SEAT MESH Leave blank if upholstered	OPTIONS For additional options separate with (-) hyphen.	FREIGHT OPTION	FREIGHT REQUIREMENTS	FABRIC CODE Please refer to allseating.com for fabric codes.

ING
ALORA
PILLOWS
ASTUTE
ATTUNE
ATLES
CHIROFORM
DART
DOVE
EIGHTY-TWO
ENTAIL
EQUATION
EXCHANGE
FOSTER
INERTIA
INMATE
JIF
L1
LENO
MANTRA
PRATA
PRESTO
RAINBOW
REQUISITE
RSS
RUHE
THERAPOD
TUCK
WATSON
YOU
ZIP



YOU TOO® MIDBACK

DESIGN | ALLSEATING
GSA SIN | 33721

BASE PRICE | \$910 85040-NA

Code	Grade 1	Grade 2/ COM	Grade 3	Grade 4/ COL	Grade 5	Grade 6	Grade 7	Grade 8	Leather 1	Leather 2	Leather 3
85040	\$910	\$931	\$945	\$963	\$978	\$1,006	\$1,038	\$1,073	\$1,150	\$1,184	\$1,287

FEATURES

- Nylon or Aluminum frame in Black, Smoke, or Birch
- 3.5" cylinder
- Molded seat foam
- Innovative back suspension with standard back height adjustment
- Lumbar dial and back height support of 3.54"
- Arm features and travel specifications on page 16
- 24/7 Warranty offered with Synchro Tilt [40] or Deluxe Synchro Tilt [12] only and includes T2 arms and/or seat slider.
- YCA Conference Arm is standard polished aluminum.
- Sit to counter includes height adjustable foot ring

DIMENSIONS

- Overall [Synchro Tilt]: 39.5" - 43"H | 28"W | 28"D
- Overall [Deluxe Synchro Tilt]: 45"-48.5"H | 28"W | 28"D
- Overall [Dynamic Synchro Tilt]: 39"-42.5"H | 28" W | 28"D
- Seat [Synchro Tilt]: 16.25"-19.75"H | 20.25"W | 18.5"D
- Seat [Deluxe Synchro Tilt]: 17.5"-21"H | 20.25"W | 18.5"D
- Seat [Dynamic Synchro Tilt]: 15.75"-19.25"H | 20.25"W | 18.5"D
- COM: 0.75yds.
- Overall [Deluxe Synchro Tilt]: 45"-48.5"H | 28"W | 28"D
- Seat [Deluxe Synchro Tilt]: 17"-20.5"H | 20.25"W | 18.5"D
- Back: 27"H | 17.5"W
- COM: 0.75yds.

NOTES

- Ships knocked down.
- For BW and FA freight options, minimum quantities apply, please check with Sales Support for details.
- Tension is adjustable on OHC and OHH casters to accommodate various surfaces
- All other features are dependant on the control specified. Please refer to Control Choice on Page 8 for full description of available features.
- This product meets the requirements set forth in ANSI-BIFMA X5.1-2011 and is warranted for users up to 350 lbs.
- Dimensions are dependant on options selected. Product can be configured to comply with BIFMA G1-2002 Guidelines.
- LS and HS option not available when HAB, OHC, OHH are selected. Composite base and matching casters will be substituted when LS or HS selected.
- For mesh model code see page 22

SERIES	85	You Too	QS	\$
BACK STYLE	0	Midback	•	-
CONTROL	40	Synchro Tilt	•	-
	46	Dynamic Synchro Tilt [Includes Seat Slider]	•	\$85
	80	Deluxe Tilt J-Bar [Includes SS and BHA]	•	\$148
ARM	NA	No Arm	•	-
	T2	Task 2 Arm	•	\$115
	4D	4 Dimensional Arm	•	\$130
	MF	Multi-Functional Arm	•	\$158
	YCA	Conference Arm [AW not applicable. Not available w/Mesh Seat]	•	\$225
	T7	Ergonomic Task Arm [AWK included]		\$295
	DA	Drop Away Arm [Not Available with AWL]		\$175
FRAME FINISH [85 Series Only]	BKN	Black Nylon	•	-
	SKN	Smoke Nylon	•	\$48
	BRN	Birch Nylon	•	\$48
BACK MESH	M2	M2 Mesh	•	\$28
[see page 22 for mesh model code]	M3	M3 Mesh	•	-
	M4	M4 Mesh	•	-
	M9	M9 Mesh [Not Available with Mesh Seat]		\$28
OPTIONS	SC	Sit to Counter [40 Synchro Tilt Only]	•	\$138
	CF	Chrome Footring [Only Available with SC Black Footring is Standard]		\$20
	MS	Mesh Seat [N/A 80 Mech; N/A with M9 mesh; Black Frame Only]		\$95
	EM	Encapsulated Mesh [N/A with Birch Frame Finish]		-
	AWK	Adjustable Width Brackets [Knob]	•	\$30
	AWL	Adjustable Width Brackets [Lever] [Not Available T7 Arms or DA Arms]	•	\$40
	LH	65mm [2.5"] Dual Surface Casters	•	\$32
	G	Glides	•	\$30
	OHC	OH Carpet Casters [adjustable]	•	\$63
	OHH	OH Dual Surface Casters [adjustable]	•	\$95
	SS	2.5" Seat Slider [N/A w. Mesh Seat N/A w. SC]	•	\$85
	SE	Extended 3" Seat Slider [N/A with FS, IES, MS, SC, or 46 Mech]	•	\$85
	LS	Low Seat Height with 5" Travel	•	\$53
	HS	High Seat Height with 5.5" Travel	•	-
	BHA	Back Height Adjustment [Included with 80 Mech]	•	\$90
	HR	Headrest [Black Frame Only]		\$150
	HAB	High Profile Aluminum Base	•	\$65
	AB	Aluminum Base [For SC, HS and LS Only]	•	\$65
	IES	Ergonomic Small Seat	•	-
	FS	Full Seat	•	-
FREIGHT OPTIONS	KD	Knocked Down	•	-
	BW	Blanket Wrapped - Fully Assembled [25 Unit Minimum]		\$75
	FA	Fully Assembled in [25 Unit Minimum]		\$115
FREIGHT REQUIREMENTS	AS	Allseating Standard		-
	FQ	Special Freight Instructions [Call for Quote]		VAR
	GD	Guaranteed Delivery Date and Time [Call for Quote]		VAR

TO ORDER SIMPLY FILL IN THE BLANKS

85	0									
SERIES	BACK STYLE	CONTROL	ARM	FRAME FINISH	BACK MESH	SEAT MESH Leave blank if upholstered	OPTIONS For additional options separate with (-) hyphen.	FREIGHT OPTION	FREIGHT REQUIREMENTS	FABRIC CODE Please refer to allseating.com for fabric codes.



YOU TOO® HIGHBACK

DESIGN | ALLSEATING
GSA SIN | 33721

BASE PRICE | \$962

85140-NA

Code	Grade 1	Grade 2/ COM	Grade 3	Grade 4/ COL	Grade 5	Grade 6	Grade 7	Grade 8	Leather 1	Leather 2	Leather 3
85140	\$962	\$983	\$997	\$1,015	\$1,030	\$1,058	\$1,090	\$1,125	\$1,202	\$1,236	\$1,339

FEATURES

- Nylon or Aluminum frame in Black, Smoke, or Birch
- 3.5" cylinder
- Molded seat foam
- Innovative back suspension with standard back height adjustment
- Lumbar dial and back height support of 3.54"
- Arm features and travel specifications on page 16
- 24|7 Warranty offered with Synchro Tilt [40] or Deluxe Synchro Tilt [12] only and includes T2 arms and/or seat slider.
- YCA Conference Arm is standard polished aluminum.
- Sit to counter includes height adjustable foot ring

DIMENSIONS

- Overall [Synchro Tilt]: 39.5" - 48"H | 28"W | 28"D
- Overall [Dynamic Synchro Tilt]: 39"-47.5"H | 28" W | 28"D
- Seat [Synchro Tilt]: 16.25"-19.75"H | 20.25"W | 18.5"D
- Seat [Dynamic Synchro Tilt]: 15.75"-19.25"H | 20.25"W | 18.5"D
- COM: 0.75yds.
- Back: 27"H | 18.5"W
- COM: 0.75yds.

NOTES

- Ships knocked down.
- For BW and FA freight options, minimum quantities apply, please check with Sales Support for details.
- Tension is adjustable on OHC and OHH casters to accommodate various surfaces
- All other features are dependant on the control specified. Please refer to Control Choice on Page 8 for full description of available features.
- This product meets the requirements set forth in ANSI-BIFMA X5.1-2011 and is warranted for users up to 350 lbs.
- Dimensions are dependant on options selected. Product can be configured to comply with BIFMA G1-2002 Guidelines.
- LS and HS option not available when HAB, OHC, OHH are selected. Composite base and matching casters will be substituted when LS or HS selected.
- For mesh model code see page 22

SERIES	85	You Too	QS	\$
BACK STYLE	1	Highback	•	-
CONTROL	40	Synchro Tilt	•	-
	46	Dynamic Synchro Tilt [Includes Seat Slider]	•	\$85
	80	Deluxe Tilt J-Bar [Includes SS and BHA]	•	\$148
ARM	NA	No Arm	•	-
	T2	Task 2 Arm	•	\$115
	4D	4 Dimensional Arm	•	\$130
	MF	Multi-Functional Arm	•	\$158
	YCA	Conference Arm [AW not applicable. Not available w/Mesh Seat]	•	\$225
	T7	Ergonomic Task Arm [AWK included]	•	\$295
	DA	Drop Away Arm [Not Available with AWL]	•	\$175
FRAME FINISH	BKN	Black Nylon	•	-
	BRN	Birch Nylon	•	\$48
BACK MESH	M2	M2 Mesh	•	\$28
[see page 22 for mesh model code]	M3	M3 Mesh	•	-
	M4	M4 Mesh	•	-
	M9	M9 Mesh [N/A with MS Mesh Seat]	•	\$28
OPTIONS	MS	Mesh Seat [N/A 80 Mech; N/A with M9 mesh; Black Frame Only]	•	\$95
	AWK	Adjustable Width Brackets [Knob]	•	\$30
	AWL	Adjustable Width Brackets [Lever] [Not Available on T7 Arms or DA Arms]	•	\$40
	LH	65mm [2.5"] Dual Surface Casters	•	\$32
	G	Glides	•	\$30
	OHC	OH Carpet Casters [adjustable]	•	\$63
	OHH	OH Dual Surface Casters [adjustable]	•	\$95
	SS	2.5" Seat Slider [N/A w. Mesh Seat N/A w. SC]	•	\$85
	SE	Extended 3" Seat Slider [N/A with FS, IES, MS, SC, or 46 Mech]	•	\$85
	LS	Low Seat Height with 5" Travel	•	\$53
	HS	High Seat Height with 5.5" Travel	•	-
	BHA	Back Height Adjustment [Included with 80 Mech]	•	\$90
	HR	Headrest	•	\$150
	HAB	High Profile Aluminum Base	•	\$65
	AB	Aluminum Base [For HS and LS Only]	•	\$65
	IES	Ergonomic Small Seat	•	-
	FS	Full Seat	•	-
FREIGHT OPTIONS	KD	Knocked Down	•	-
	BW	Blanket Wrapped - Fully Assembled [25 Unit Minimum]	•	\$75
	FA	Fully Assembled in [25 Unit Minimum]	•	\$115
FREIGHT REQUIREMENTS	AS	Allseating Standard	•	-
	FQ	Special Freight Instructions [Call for Quote]	•	VAR
	GD	Guaranteed Delivery Date and Time [Call for Quote]	•	VAR

TO ORDER SIMPLY FILL IN THE BLANKS

85	1									
SERIES	BACK STYLE	CONTROL	ARM	FRAME FINISH	BACK MESH	SEAT MESH Leave blank if upholstered	OPTIONS For additional options separate with (-) hyphen.	FREIGHT OPTION	FREIGHT REQUIREMENTS	FABRIC CODE Please refer to allseating.com for fabric codes.

ING
ALORA
PILLOWS
ASTUTE
ATTUNE
AVES
CHROMIUM
DART
DOVE
EIGHTY-TWO
ENTAIL
EQUATION
EXCHANGE
FOSTER
INERTIA
INMATE
JIF
L1
LENO
MANTRA
PRAIA
PRESTO
RAINBOW
REQUISITE
RSS
RUHE
THERAPOD
TUCK
WATSON
YOU
ZIP



YOU TOO® STOOL

DESIGN | ALLSEATING
GSA SIN | 33721

BASE PRICE | \$956

85019-NA-8

Code	Grade 1	Grade 2/ COM	Grade 3	Grade 4/ COL	Grade 5	Grade 6	Grade 7	Grade 8	Leather 1	Leather 2	Leather 3
85019	\$956	\$977	\$991	\$1,009	\$1,024	\$1,052	\$1,084	\$1,119	\$1,196	\$1,230	\$1,333

FEATURES

- Upholstered seat with mesh back
- Innovative black suspension
- Width adjust optional on all task arms with 8" seat height travel
- Includes height adjustable foot ring

DIMENSIONS

8" Stool Overall:

- 42.75"-50"H | 28"W | 28"D
- Seat: 20.25"-27.75"H | 20.25"W | 18.5"D
- Back: 22"H | 18.5"W

10" Stool Overall:

- 43.25"-53.25"H | 27"W | 27"D
- Seat: 21"-31"H | 20.25"W | 18.5"D
- Back: 22"H | 18.5"W

NOTES

- Ships knocked down.
- For BW and FA freight options, minimum quantities apply, please check with Sales Support for details.
- Tension is adjustable on OHC and OHH casters to accommodate various surfaces
- All other features are dependant on the control specified. Please refer to Control Choice on Page 8 for full description of available features.
- This product meets the requirements set forth in ANSI-BIFMA X5.1-2011 and is warranted for users up to 350 lbs.
- Dimensions are dependant on options selected. Product can be configured to comply with BIFMA G1-2002 Guidelines.
- *LS and HS option not available when LH, HAB, OHC, OHH are selected. Composite base and matching casters will be substituted when LS selected.
- For mesh model code see page 22

SERIES	85	You Too	QS	\$
BACK STYLE	0	Midback	•	-
CONTROL	19	Basic Stool Package	•	-
ARM	NA	No Arm	•	-
	T2	Task 2 Arm	•	\$115
	4D	4 Dimensional Arm	•	\$130
	MF	Multi-Functional Arm	•	\$158
FRAME FINISH	BKN	Black Nylon	•	-
	SKN	Smoke Nylon [8" Stool Only]		\$48
	BRN	Birch Nylon [8" Stool Only]		\$48
BACK MESH [see page 22 for mesh model code]	M2	M2 Mesh	•	\$28
	M3	M3 Mesh	•	-
	M4	M4 Mesh	•	-
	M9	M9 Mesh [N/A with MS Mesh Seat]		\$28
STOOL OPTION	8	8" Basic Stool Package	•	-
	10	10" Stool Package	•	\$36
OPTIONS	MS	Mesh Seat [N/A with M9 Mesh]	•	\$95
	EM	Encapsulated Mesh [N/A with Birch Frame Finish]		-
	CF	Chrome Footring [Standrd Footring is Black]		\$20
	AWK	Adjustable Width Brackets [Knob]	•	\$30
	G	Glides	•	\$30
	H	Dual Surface Casters [10" Stool Only]	•	\$30
	LH	Dual Surface Casters [8" Stool Only]	•	\$32
	BC	Birch 65mm [2.5"] Dual Surface Casters		\$32
	OHC	OH Carpet Casters [adjustable 8" Stool Only]	•	\$63
	OHH	OH Dual Surface Casters [adjustable 8" Stool Only]	•	\$95
	SS	Seat Slider [2.5"; N/A with Mesh Seat; N/A with 10" Stool]	•	\$85
	BHA	Back Height Adjustment [8" Stool Only]	•	\$90
	HR	Headrest [Black Only]		\$150
IES	Ergonomic Small Seat	•	-	
AB	Aluminum Base [8" Stool Only]	•	\$65	
FREIGHT OPTIONS	KD	Knocked Down	•	-
	BW	Blanket Wrapped - Fully Assembled [25 Unit Minimum]		\$75
	FA	Fully Assembled in [25 Unit Minimum]		\$115
FREIGHT REQUIREMENTS	AS	Allseating Standard		-
	FQ	Special Freight Instructions [Call for Quote]		VAR
	GD	Guaranteed Delivery Date and Time [Call for Quote]		VAR

TO ORDER SIMPLY FILL IN THE BLANKS

85	0	19								
SERIES	BACK STYLE	CONTROL	ARM	FRAME FINISH	BACK MESH	SEAT MESH Leave blank if upholstered	OPTIONS For additional options separate with (-) hyphen.	FREIGHT OPTION	FREIGHT REQUIREMENTS	FABRIC CODE Please refer to allseating.com for fabric codes.

ING
ALORA
PILLOWS
ASTUTE
ATTUNE
ATLES
CHIROFORM
DART
DOVE
EIGHTY-TWO
ENTAIL
EQUATION
EXCHANGE
FOSTER
INERTIA
INMATE
JIF
L1
LENO
MANTRA
PRATA
PRESTO
RAINBOW
REQUISITE
RES
RUHE
THERAPOD
TUCK
WATSON
YOU
ZIP



ZIP[®] INSTOCK

DESIGN | ALLSEATING
NOT ON GSA CONTRACT

BASE PRICE | \$1,024
94040-CA-P1

Black Leather
\$1,024

FEATURES

- 4" cylinder
- Aluminum base
- Aluminum conference arms
- Task arm adjustable 3" Height
- Carpet casters

DIMENSIONS

- Overall Highback: 45.25" - 49.5"H | 28"W | 28"D
- Seat [Highback]: 18" - 22.5"H | 19"W | 19"D
- Back [Highback]: 28"H | 19.5"W
- Overall Midback: 38.75" - 43"H | 26"W | 26"D
- Seat [Midback]: 18" - 22"H | 19"W | 17"D
- Back [Midback]: 21.5"H | 19.5"W

SERIES	94	Zip Black Leather Instock Program	QS	\$
BACK STYLE	0	Midback	•	-
	1	Highback	•	\$75
CONTROL	40	Synchronized Tilt (ST)	•	-
ARM	CA	Conference Arm	•	-
ARM PAD (CA only)	P1	Black Polyurethane Cap	•	-
FABRIC CODE	BL	Zip Black Leather Instock Program	•	-
OPTIONS	LH	Dual Surface Casters	•	\$32
FREIGHT OPTIONS	KD	Knocked Down	•	-
FREIGHT REQUIREMENTS	AS	Allseating Standard		-
	FQ	Special Freight Instructions (Call for Quote)		VAR
	GD	Guaranteed Delivery Date and Time (Call for Quote)		VAR

NOTES

- Ships knocked down.
- This product meets the requirements set forth in ANSI-BIFMA X5.1-2011 and is warranted for users up to 350 lbs.
- Armless not available
- *Task arm available on midback chair only

TO ORDER SIMPLY FILL IN THE BLANKS

- - - - - - - -

SERIES **BACK STYLE** **CONTROL** **ARM** **ARM PAD** **FABRIC CODE** **FREIGHT OPTION** **FREIGHT REQUIREMENTS** **FABRIC CODE**

Please refer to allseating.com for fabric codes. Please refer to allseating.com for fabric codes.



ING
ALORA
PILLOWS
ASTUTE
ATTUNE
ATLES
CHIROFORM
DART
DOVE
EIGHTY-TWO
ENTAIL
EQUATION
EXCHANGE
FOSTER
INERTIA
INMATE
JIF
L1
LEVO
MANTRA
PRATA
PRESTO
RAINBOW
REQUISITE
RSS
RÜHE
THERAPOD
TUCK
WATSON
YOU
ZIP



ZIP[®] UPHOLSTERED MIDBACK

DESIGN | ALLSEATING
GSA SIN | 33721

BASE PRICE | \$675
92040-NA

Grade 1	Grade 2/ COM	Grade 3	Grade 4/COL	Grade 5	Grade 6	Grade 7	Grade 8	Leather 1	Leather 2	Leather 3
\$675	\$717	\$744	\$780	\$812	\$867	\$930	\$1,001	\$1,154	\$1,223	\$1,428

FEATURES

- 3.5" cylinder
- Nylon base
- Task arm adjustable 3" height (width adjustment optional)
- For arm features and travel specifications, see page 16
- Carpet casters
- 24|7 Warranty offered with T2 arms and Seat Slider. For more details see page 16

DIMENSIONS

- Overall: 38.5"- 42"H | 28"W | 28"D
- Seat: 16.25"- 19.75"H | 19"W | 19"D
- Back: 21"H | 19.5"W
- COM: 2.0 yds

NOTES

- Ships knocked down.
- For BW and FA freight options minimum quantities apply, please check with Sales Support for details.
- Tension is adjustable on OHC and OHH casters to accommodate various surfaces
- All other features are dependant on the control specified. Please refer to Control Choice on page 8 for full description of available features.
- This product meets the requirements set forth in ANSI-BIFMA X5.1-2011 and is warranted for users up to 350 lbs.
- Dimensions are dependant on options selected. Product can be configured to comply with BIFMA G1-2002 Guidelines.
- If requiring a 3" seat slider, please specify with code SE rather than SS.
- ***Composite base and matching casters will be substituted if these when LS option is selected. LS option not available when HAB/LC/LH are selected.

SERIES	92	Zip	QS	\$
BACK STYLE	0	Midback	•	-
CONTROL	40	Synchronized Tilt [ST]	•	-
ARM	NA	No Arm	•	-
	CA	Aluminum Conference Arm [AW not applicable]	•	\$135
	CB	Matte Black Aluminum Conference Arm [AW not applicable]	•	\$135
	T2	Task 2 Arm [Available with AWK or AWL]	•	\$115
	4D	4 Dimensional Arm [Available with AWK or AWL]	•	\$130
	MF	Multi-Functional Arm [Width Adjustment Not Included]	•	\$158
	DA	Drop Away Arm	•	\$175
ARM PAD [Conference Arm Only]	P1	Black Polyurethane	•	-
	BA	Black Leather	•	\$50
	C1	Upholstered Cap [add 0.25 yds]	•	\$50
OPTIONS	AWK	Adjustable Width Bracket [Knob]	•	\$30
	AWL	Adjustable Width Bracket [Lever][Not Available with Drop Away Arms]	•	\$40
	AB	Aluminum Base	•	\$65
	BB	Matte Black Aluminum Base	•	\$65
	LH	65mm [2.5"] Dual Surface Casters	•	\$32
	G	Glides	•	\$20
	P	Pressure Braking Casters*	•	\$60
	RP	Reverse Pressure Braking Casters**	•	\$112
	OHC	OH Carpet Casters [adjustable]	•	\$63
	OHH	OH Dual Surface Casters [adjustable]	•	\$95
	SS	Seat Slider	•	\$85
	SE	Extended Seat Slider 3"	•	\$85
	ZES	Ergonomic Small Seat [15.5" 19"]	•	-
	LS	Low Seat Height with 5" Travel***	•	\$53
	CL	CAL TB133	•	\$150
FREIGHT OPTIONS	KD	Knocked Down	•	-
	BW	Blanket Wrapped - Fully Assembled [25 Unit Minimum]	•	\$75
	FA	Fully Assembled in Carton [25 Unit Minimum]	•	\$115
FREIGHT REQUIREMENTS	AS	Allseating Standard	•	-
	FQ	Special Freight Instructions [Call for Quote]	•	VAR
	GD	Guaranteed Delivery Date and Time [Call for Quote]	•	VAR

TO ORDER SIMPLY FILL IN THE BLANKS

92	0	40						
SERIES	BACK STYLE	CONTROL	ARM	ARM PAD	OPTIONS For additional options separate with (-) hyphen.	FREIGHT OPTION	FREIGHT REQUIREMENTS	FABRIC CODE Please refer to allseating.com for fabric codes.

ING
ALORA
PILLOWS
ASTUTE
ATTUNE
AVES
CHIROFORM
DART
DOVE
EIGHTY-TWO
ENTAIL
EQUATION
EXCHANGE
FOSTER
INERTIA
INMATE
JIF
L1
LENO
MANTRA
PRATA
PRESTO
RAINBOW
REQUISITE
RSS
RUHE
THERAPOD
TUCK
WATSON
YOU
ZIP



ZIP[®] UPHOLSTERED HIGHBACK

DESIGN | ALLSEATING
GSA SIN | 33721

BASE PRICE \$725										
92140-NA										
Grade 1	Grade 2/COM	Grade 3	Grade 4/COL	Grade 5	Grade 6	Grade 7	Grade 8	Leather 1	Leather 2	Leather 3
\$725	\$795	\$840	\$900	\$953	\$1,045	\$1,150	\$1,268	\$1,524	\$1,638	\$1,980

FEATURES

- 3.5" cylinder
- Nylon base
- Task arm adjustable 3" height (width adjustment optional)
- For arm features and travel specifications, see page 16
- Carpet casters
- 24|7 Warranty offered with T2 arms and Seat Slider. For more details see page 16

DIMENSIONS

- Overall: 45.25"- 48.75"H | 28"W | 28"D
- Seat: 17.25"- 20.75"H | 19"W | 19"D
- Back: 28"H | 19.5"W
- COM: 2.75 yds

NOTES

- Ships knocked down.
- For BW and FA freight options minimum quantities apply, please check with Sales Support for details.
- Tension is adjustable on OHC and OHH casters to accommodate various surfaces
- All other features are dependant on the control specified. Please refer to Control Choice on page 8 for full description of available features.
- This product meets the requirements set forth in ANSI-BIFMA X5.1-2011 and is warranted for users up to 350 lbs.
- Dimensions are dependant on options selected. Product can be configured to comply with BIFMA G1-2002 Guidelines.
- If requiring a 3" seat slider, please specify with code SE rather than SS.
- ***Composite base and matching casters will be substituted if these when LS option is selected. LS option not available when HAB/LC/LH are selected.

SERIES	92	Zip	QS	\$
BACK STYLE	1	Highback	•	-
CONTROL	40	Synchronized Tilt [ST]	•	-
ARM	NA	No Arm	•	-
	CA	Aluminum Conference Arm [AW not applicable]	•	\$135
	CB	Matte Black Aluminum Conference Arm [AW not applicable]	•	\$135
	T2	Task 2 Arm [Available with AWK or AWL]	•	\$115
	4D	4 Dimensional Arm [Available with AWK or AWL]	•	\$130
	MF	Multi-Functional Arm [Width Adjustment Not Included]	•	\$158
	DA	Drop Away Arm	•	\$175
ARM PAD [Conference Arm Only]	P1	Black Polyurethane	•	-
	BA	Black Leather	•	\$50
	C1	Upholstered Cap [add 0.25 yds]	•	\$50
OPTIONS	AWK	Adjustable Width Bracket [Knob]	•	\$30
	AWL	Adjustable Width Bracket [Lever][Not Available with Drop Away Arms]	•	\$40
	AB	Aluminum Base	•	\$65
	BB	Matte Black Aluminum Base	•	\$65
	LH	65mm [2.5"] Dual Surface Casters	•	\$32
	G	Glides	•	\$20
	P	Pressure Braking Casters*	•	\$60
	RP	Reverse Pressure Braking Casters**	•	\$112
	OHC	OH Carpet Casters [adjustable]	•	\$63
	OHH	OH Dual Surface Casters [adjustable]	•	\$95
	SS	Seat Slider	•	\$85
	SE	Extended Seat Slider 3"	•	\$85
	LS	Low Seat Height with 5" Travel***	•	\$53
	CL	CAL TB133	•	\$150
FREIGHT OPTIONS	KD	Knocked Down	•	-
	BW	Blanket Wrapped - Fully Assembled [25 Unit Minimum]	•	\$75
	FA	Fully Assembled in Carton [25 Unit Minimum]	•	\$115
FREIGHT REQUIREMENTS	AS	Allseating Standard	•	-
	FQ	Special Freight Instructions [Call for Quote]	•	VAR
	GD	Guaranteed Delivery Date and Time [Call for Quote]	•	VAR

TO ORDER SIMPLY FILL IN THE BLANKS

92	-	1	-	40	-		-		-		-		-	
SERIES		BACK STYLE		CONTROL		ARM		ARM PAD		OPTIONS For additional options separate with (-) hyphen.		FREIGHT OPTION		FREIGHT REQUIREMENTS
														FABRIC CODE Please refer to allseating.com for fabric codes.



ZIP[®] UPHOLSTERED STOOL

DESIGN | ALLSEATING
GSA SIN | 33721

BASE PRICE | \$737
92019-NA

Grade 1	Grade 2/ COM	Grade 3	Grade 4/COL	Grade 5	Grade 6	Grade 7	Grade 8	Leather 1	Leather 2	Leather 3
\$737	\$779	\$806	\$842	\$874	\$929	\$992	\$1,063	\$1,216	\$1,285	\$1,490

FEATURES

- 8" cylinder
- Composite base
- Upholstered seat and back
- Task arm adjustable 3" height (width adjustment optional)
- For arm features and travel specifications, see page 16
- Carpet casters
- Includes height adjustable foot ring

DIMENSIONS

- Overall [Basic Stool]: 43"- 50.5"H | 28"W | 28"D
- Seat [Basic Stool]: 21"- 28.5"H | 19"W | 19"D
- Overall [10" Stool]: 43.25"-53.25"H | 28"W | 28"D
- Seat [10" Stool]: 21.5"-31.5"H | 19"W | 19"D
- Back: 21.5"H | 19.5"D
- COM: 2.0 yds

NOTES

- Ships knocked down.
- For BW and FA freight options minimum quantities apply, please check with Sales Support for details.
- Tension is adjustable on OHC and OHH casters to accommodate various surfaces
- All other features are dependant on the control specified. Please refer to Control Choice on page 8 for full description of available features.
- This product meets the requirements set forth in ANSI-BIFMA X5.1-2011 and is warranted for users up to 350 lbs.
- Dimensions are dependant on options selected. Product can be configured to comply with BIFMA G1-2002 Guidelines.

SERIES	92	ZIP	QS	\$
BACK STYLE	0	Midback	•	-
CONTROL	19	Basic Stool [B2]	•	-
ARM	NA	No Arm	•	-
	CA	Aluminum Conference Arm [AW not applicable]	•	\$135
	CB	Matte Black Aluminum Conference Arm [AW not applicable]	•	\$135
	T2	Task 2 Arm [Available with AWK or AWL]	•	\$115
	4D	4 Dimensional Arm [Available with AWK or AWL]	•	\$130
	MF	Multi-Functional Arm [Width Adjustment Not Included]	•	\$158
	DA	Drop Away Arm	•	\$175
ARM PAD [Conference Arm Only]	P1	Black Polyurethane	•	-
	BA	Black Leather	•	\$50
	C1	Upholstered Cap [add 0.25 yds]	•	\$50
OPTIONS	AWK	Adjustable Width Bracket [Knob]	•	\$30
	AWL	Adjustable Width Bracket [Lever][Not Available with Drop Away Arms]	•	\$40
	CF	Chrome Footring	•	\$20
	H	Dual Surface Casters [10" Stool Only]	•	\$30
	LH	Dual Surface Casters [8" Stool Only]	•	\$32
	G	Glides	•	\$30
	P	Pressure Braking Casters*	•	\$60
	RP	Reverse Pressure Braking Casters**	•	\$112
	OHC	OH Carpet Casters [adjustable 8" Stool Only]	•	\$63
	OHH	OH Dual Surface Casters [adjustable 8" Stool Only]	•	\$95
	10	10" Stool Package	•	\$36
	ZES	Ergonomic Small Seat [15.5" x 19"]	•	-
	CL	CAL TB133	•	\$150
	BB	Matte Black Aluminum Base [8" Stool Only]	•	\$65
	AB	Aluminum Base [8" Stool Only]	•	\$65
FREIGHT OPTIONS	KD	Knocked Down	•	-
	BW	Blanket Wrapped - Fully Assembled [25 Unit Minimum]	•	\$75
	FA	Fully Assembled in Carton [25 Unit Minimum]	•	\$115
FREIGHT REQUIREMENTS	AS	Allseating Standard	•	-
	FQ	Special Freight Instructions [Call for Quote]	•	VAR
	GD	Guaranteed Delivery Date and Time [Call for Quote]	•	VAR

TO ORDER SIMPLY FILL IN THE BLANKS

92	-	0	-	19	-		-		-		-		-	
SERIES		BACK STYLE		CONTROL		ARM		ARM PAD		OPTIONS For additional options separate with (-) hyphen.		FREIGHT OPTION		FREIGHT REQUIREMENTS
														FABRIC CODE Please refer to allseating.com for fabric codes.

ING
ALORA
PILLOWS
ASTUTE
ATTUNE
AVES
CHROMIUM
DART
DOVE
EIGHTY-TWO
ENTAIL
EQUATION
EXCHANGE
FOSTER
INERTIA
INMATE
JIF
L1
LENO
MANTRA
PRATA
PRESTO
RAINBOW
REQUISITE
RSS
RUHE
THERAPOD
TUCK
WATSON
YOU
ZIP



ZIP[®] MESH

DESIGN | ALLSEATING
GSA SIN | 33721

BASE PRICE | \$733

95040-NA

Grade 1	Grade 2/ COM	Grade 3	Grade 4/COL	Grade 5	Grade 6	Grade 7	Grade 8	Leather 1	Leather 2	Leather 3
\$733	\$761	\$779	\$803	\$824	\$861	\$903	\$950	\$1,053	\$1,098	\$1,235

FEATURES

- 3.5" cylinder
- Nylon base
- Task arm adjustable 3" height (width adjustment optional)
- For arm features and travel specifications, see page 16
- Carpet casters
- 24|7 Warranty offered with T2, arms and Seat Slider. For more details see page 17

DIMENSIONS

- Overall: 38.5"- 42"H | 28"W | 28"D
- Seat: 16.25"- 19.75"H | 19"W | 19"D
- Back: 21"H | 19.5"W
- COM: 0.75 yds.

NOTES

- Ships knocked down.
- For BW and FA freight options, minimum quantities apply, please check with Sales Support for details
- Tension is adjustable on OHC and OHH casters to accommodate various surfaces
- All other features are dependant on the control specified. Please refer to Control Choice on page 8 for full description of available features.
- This product meets the requirements set forth in ANSI-BIFMA X5.1-2011 and is warranted for users up to 350 lbs.
- Dimensions are dependant on options selected. Product can be configured to comply with BIFMA G1-2002 Guidelines. If requiring a 3" seat slider, please specify with code SE rather than SS.
- ***Composite base and matching casters will be substituted if these when LS option is selected. LS option not available when HAB/LC/LH are selected.
- For mesh model code see page 22.

SERIES	95	Zip	QS	\$
BACK STYLE	0	Midback	•	-
CONTROL	40	Synchronized Tilt [ST]	•	-
ARM	NA	No Arm	•	-
	CA	Aluminum Conference Arm [AW not applicable]	•	\$135
	CB	Matte Black Aluminum Conference Arm [AW not applicable]	•	\$135
	T2	Task 2 Arm [Available with AWK or AWL]	•	\$115
	4D	4 Dimensional Arm [Available with AWK or AWL]	•	\$130
	MF	Multi-Functional Arm [Width Adjustment Not Included]	•	\$158
	DA	Drop Away Arm	•	\$175
ARM PAD [Conference Arm Only]	P1	Black Polyurethane	•	-
	BA	Black Leather		\$50
	C1	Upholstered Cap [add 0.25 yds]		\$50
BACK MESH [see page 22 for mesh model code]	M2	M2 Mesh		\$126
	M3	M3 Mesh		\$126
	M4	M4 Mesh		\$126
	M8	M8 Mesh	•	-
OPTIONS	AWK	Adjustable Width Bracket [Knob]	•	\$30
	AWL	Adjustable Width Bracket [Lever][Not Available with Drop Away Arms]	•	\$40
	AB	Aluminum Base with 65mm [2.5"] Carpet Casters*	•	\$65
	BB	Matte Black Aluminum Base [8" Stool Only]	•	\$65
	LH	65mm [2.5"] Dual Surface Casters	•	\$32
	G	Glides	•	\$20
	P	Pressure Braking Casters*	•	\$60
	RP	Reverse Pressure Braking Casters**	•	\$112
	OHC	OH Carpet Casters [adjustable]	•	\$63
	OHH	OH Dual Surface Casters [adjustable]	•	\$95
	SS	Seat Slider	•	\$85
	SE	Extended Seat Slider 3"	•	\$85
	ZES	Ergonomic Small Seat [15.5" x 19"]	•	-
	LS	Low Seat Height with 5" Travel***	•	\$53
	CL	CAL TB133		\$95
FREIGHT OPTIONS	KD	Knocked Down		-
	BW	Blanket Wrapped - Fully Assembled [25 Unit Minimum]		\$75
	FA	Fully Assembled in Carton [25 Unit Minimum]		\$115
FREIGHT REQUIREMENTS	AS	Allseating Standard		-
	FQ	Special Freight Instructions [Call for Quote]		VAR
	GD	Guaranteed Delivery Date and Time [Call for Quote]		VAR

TO ORDER SIMPLY FILL IN THE BLANKS

95	-	0	-	40	-		-		-		-		-		-			
SERIES		BACK STYLE		CONTROL		ARM		ARM PAD		BACK MESH		OPTIONS For additional options separate with (-) hyphen.		FREIGHT OPTION		FREIGHT REQUIREMENTS		FABRIC CODE Please refer to allseating.com for fabric codes.

ING
ALORA
PILLOWS
ASTUTE
ATTUNE
ATLES
CHIROFORM
DART
DOVE
EIGHTY-TWO
ENTAIL
EQUATION
EXCHANGE
FOSTER
INERTIA
INMATE
JIF
L1
LENO
MANTRA
PRATA
PRESTO
RAINBOW
REQUISITE
RES
RUHE
THERAPOD
TUCK
WATSON
YOU
ZIP



ZIP[®] MESH STOOL

DESIGN | ALLSEATING
GSA SIN | 33721

BASE PRICE | \$795

95019-NA

Grade 1	Grade 2/ COM	Grade 3	Grade 4/COL	Grade 5	Grade 6	Grade 7	Grade 8	Leather 1	Leather 2	Leather 3
\$795	\$823	\$841	\$865	\$886	\$923	\$965	\$1,012	\$1,115	\$1,160	\$1,297

FEATURES

- 8" cylinder
- Composite base
- Task arm adjustable 3" height (width adjustment optional)
- For arm features and travel specifications, see page 16
- Carpet casters
- Includes height adjustable foot ring

DIMENSIONS

- Overall [Basic Stool]: 42.75"- 50"H | 28"W | 28"D
- Seat [Basic Stool]: 21"- 28.25"H | 19"W | 19"D
- Overall [10" Stool]: 43.25"-53.25"H | 28"W | 28"D
- Seat [10" Stool]: 21.5"-31.5"H | 19"W | 19"D
- Back: 21"H | 19.5"W
- COM: 1.0 yds.

NOTES

- Ships knocked down.
- For BW and FA freight options, minimum quantities apply, please check with Sales Support for details
- Tension is adjustable on OHC and OHH casters to accommodate various surfaces
- All other features are dependant on the control specified. Please refer to Control Choice on page 8 for full description of available features.
- This product meets the requirements set forth in ANSI-BIFMA X5.1-2011 and is warranted for users up to 350 lbs.
- Dimensions are dependant on options selected. Product can be configured to comply with BIFMA G1-2002 Guidelines.
- For mesh model code see page 22.

SERIES	95	Zip	QS	\$
BACK STYLE	0	Midback	•	-
CONTROL	19	Basic Stool (B2)	•	-
ARM	NA	No Arm	•	-
	CA	Aluminum Conference Arm [AW not applicable]	•	\$135
	CB	Matte Black Aluminum Conference Arm [AW not applicable]	•	\$135
	T2	Task 2 Arm (Available with AWK or AWL)	•	\$115
	4D	4 Dimensional Arm (Available with AWK or AWL)	•	\$130
	MF	Multi-Functional Arm [Width Adjustment Not Included]	•	\$158
	DA	Drop Away Arm	•	\$175
ARM PAD (Conference Arm Only)	P1	Black Polyurethane	•	-
	BA	Black Leather		\$50
	C1	Upholstered Cap (add 0.25 yds)		\$50
BACK MESH (see page 22 for mesh model code)	M2	M2 Mesh		\$126
	M3	M3 Mesh		\$126
	M4	M4 Mesh		\$126
	M8	M8 Mesh	•	-
OPTIONS	AWK	Adjustable Width Bracket [Knob]	•	\$30
	AWL	Adjustable Width Bracket [Lever][Not Available with Drop Away Arms]	•	\$40
	CF	Chrome Footring [Standard Footring is Black]		\$20
	H	Dual Surface Casters [10" Stool Only]	•	\$30
	LH	Dual Surface Casters [8" Stool Only]	•	\$32
	G	Glides	•	\$30
	P	Pressure Braking Casters*	•	\$60
	RP	Reverse Pressure Braking Casters**	•	\$112
	OHC	OH Carpet Casters [adjustable 8" Stool Only]	•	\$63
	OHH	OH Dual Surface Casters [adjustable 8" Stool Only]	•	\$95
	10	10" Stool Package	•	\$36
	ZES	Ergonomic Small Seat (15.5" x 19")	•	-
	CL	CAL TB133		\$95
	AB	Aluminum Base [8" Stool Only]		\$65
	BB	Matte Black Aluminum Base [8" Stool Only]	•	\$65
FREIGHT OPTIONS	KD	Knocked Down		-
	BW	Blanket Wrapped - Fully Assembled [25 Unit Minimum]		\$75
	FA	Fully Assembled in Carton [25 Unit Minimum]		\$115
FREIGHT REQUIREMENTS	AS	Allseating Standard		-
	FQ	Special Freight Instructions (Call for Quote)		VAR
	GD	Guaranteed Delivery Date and Time (Call for Quote)		VAR

TO ORDER SIMPLY FILL IN THE BLANKS

95	-	0	-	19	-		-		-		-		-		-			
SERIES		BACK STYLE		CONTROL		ARM		ARM PAD		BACK MESH		OPTIONS For additional options separate with (-) hyphen.		FREIGHT OPTION		FREIGHT REQUIREMENTS		FABRIC CODE Please refer to allseating.com for fabric codes.

ING
ALORA
PILLOWS
ASTUTE
ATTUNE
AVES
CHIROFORM
DART
DOVE
EIGHTY-TWO
ENTAIL
EQUATION
EXCHANGE
FOSTER
INERTIA
INMATE
JIF
L1
LENO
MANTRA
PRATA
PRESTO
RAINBOW
REQUISITE
RSS
RUHE
THERAPOD
TUCK
WATSON
YOU
ZIP



ZIP[®] MESH GUEST

DESIGN | ALLSEATING
GSA SIN | 33721

BASE PRICE | \$514

95054-NA

Grade 1	Grade 2/ COM	Grade 3	Grade 4/COL	Grade 5	Grade 6	Grade 7	Grade 8	Leather 1	Leather 2	Leather 3
\$514	\$535	\$549	\$567	\$582	\$610	\$642	\$677	\$754	\$788	\$891

FEATURES

- Black mesh back
- Upholstered seat
- Black non-marring glides
- Wall-saving designed frame

DIMENSIONS

- Overall NA: 34.75"H | 19.25"W | 19.25"D
- Overall WA: 34.75"H | 23.25"W | 19.25"D
- Seat: 17.5"H | 19.25"W | 19"D
- Back: 21"H | 19"W
- COM: 1.0 yd.

SERIES	95	Zip	QS	\$
BACK STYLE	0	Midback	•	-
LEG	54	4 Leg	•	-
ARM	WA	With Arm	•	\$45
ARM / FRAME FINISH	BK	Black	•	-
	SIL	Silver	•	-
	CM	Chrome		\$85
BACK MESH (see page 22 for mesh model code)	M2	M2 Mesh		\$63
	M3	M3 Mesh		\$63
	M4	M4 Mesh		\$63
	M8	M8 Mesh	•	-
FREIGHT OPTIONS	FA	Fully Assembled	•	-
	BW	Blanket Wrapped Fully Assembled (25 unit minimum)		\$35
FREIGHT REQUIREMENTS	AS	Allseating Standard		-
	FQ	Special Freight Instructions (Call for Quote)		VAR
	GD	Guaranteed Delivery Date and Time (Call for Quote)		VAR

NOTES

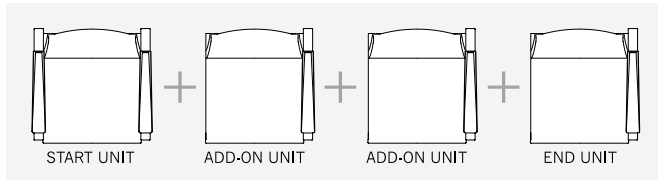
- Ships fully assembled in a carton
- For BW freight, minimum quantities apply, please check with Sales Support for details
- This product meets the requirements set forth in ANSI-BIFMA X5.1-2011 and is warranted for users up to 350 lbs.
- Dimensions are dependant on options selected. Product can be configured to comply with BIFMA G1-2002 Guidelines.
- For mesh model code see page 22.

TO ORDER SIMPLY FILL IN THE BLANKS

95	0	54							
SERIES	BACK STYLE	LEG	ARM	ARM PAD	FRAME FINISH	BACK MESH	FREIGHT OPTION	FREIGHT REQUIREMENTS	FABRIC CODE Please refer to allseating.com for fabric codes.

ING
ALORA
PILLOWS
ASTUTE
ATTUNE
ATLES
CHIROFORM
DART
DOVE
EIGHTY-TWO
ENTAIL
EQUATION
EXCHANGE
FOSTER
INERTIA
INMATE
JIF
L1
LENO
MANTRA
PRATA
PRESTO
RAINBOW
REQUISITE
RSS
RUIE
THERAPOD
TUCK
WATSON
YOU
ZIP

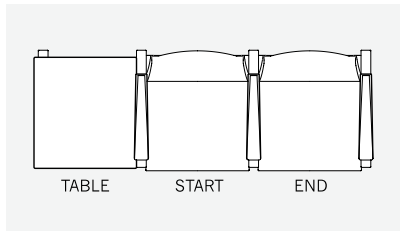
HOW TO LINK FOSTER® CHAIRS AND TABLES



When configuring a table, the adjacent chairs must be a Start Unit, End Unit, or Stand Alone unit. Do not configure Add-ons beside any table (Linking Leg feature will be exposed). Specify Left to Right.

SAMPLE CONFIGURATION 1

Standard Tandem Guest; Poly Armcaps



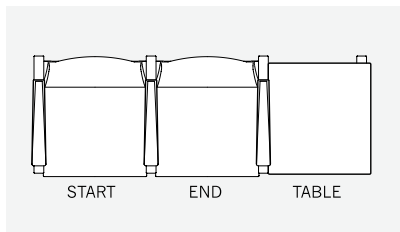
F4X04	Foster End Table Right	\$695
F0017-OA	Foster Guest Tandem Start Unit	\$1,060
F0019-OA	Foster Guest Tandem End Unit	\$912

Total: \$2,667

(Please Note: List price shown are for Std Gr.1; Uph. Back with Std. Finish).

SAMPLE CONFIGURATION 2

Standard Tandem Guest; Poly Armcaps



F0017-OA	Foster Guest Tandem Start Unit	\$1,060
F0019-OA	Foster Guest Tandem End Unit	\$912
F4X03	Foster End Table Left	\$630

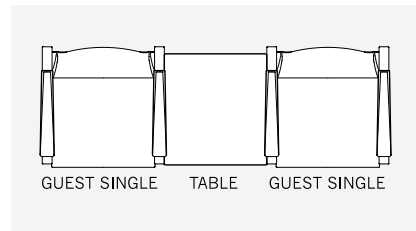
Total: \$2,602

(Please Note: List price shown are for Std Gr.1; Uph. Back with Std. Finish).

IMPORTANT NOTE: TO ENSURE PROPER CONFIGURATION PLEASE PROVIDE A LAY-OUT DRAWING WITH YOUR PURCHASE ORDER.

SAMPLE CONFIGURATION 3

Standard Tandem Guest; Poly Armcaps



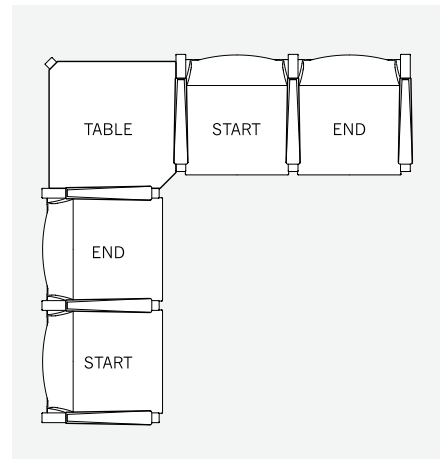
F0010-OA	Foster Guest Single	\$1,060
F4X05	Foster In-Table Right	\$620
F0010-OA	Foster Guest Single	\$1,060

Total: \$2,740

(Please Note: List price shown are for Std Gr.1; Uph. Back with Std. Finish).

SAMPLE CONFIGURATION 4

Standard Tandem Guest; Poly Armcaps

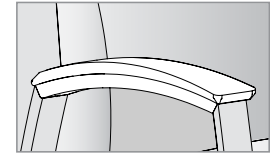


F0017-OA	Foster Guest Tandem Start Unit	\$1,060
F0019-OA	Foster Guest Tandem End Unit	\$912
F4X06	Foster Corner Table	\$890
F0017-OA	Foster Guest Tandem Start Unit	\$1,060
F0019-OA	Foster Guest Tandem End Unit	\$912

Total: \$4,834

(Please Note: List price shown are for Std Gr.1; Uph. Back with Std. Finish).

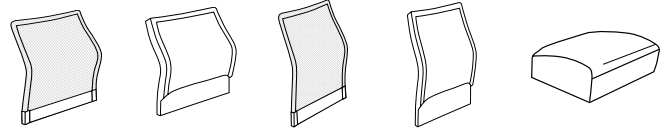
FOSTER® REPLACEMENT PARTS ARM CAPS



PATIENT AND GUEST			
Description	Applications	Model Code	\$ List Price
Foster Replacement Arm - Hard Rock Maple	Single; Rocker; Sled; Easy Access; Tandem -Double; Tandem -Triple; Start Unit; Add-On; End Unit	FG-ARM-HRM	\$165 ea.
Foster Replacement Arm - Rustic Cherry	Single; Rocker; Sled; Easy Access; Tandem -Double; Tandem -Triple; Start Unit; Add-On; End Unit	FG-ARM-RC	\$165 ea.
Foster Replacement Arm - Chocolate Pear	Single; Rocker; Sled; Easy Access; Tandem -Double; Tandem -Triple; Start Unit; Add-On; End Unit	FG-ARM-CP	\$165 ea.
Foster Replacement Arm - Black Polyurethane	Single; Rocker; Sled; Easy Access; Tandem -Double; Tandem -Triple; Start Unit; Add-On; End Unit	FG-ARM-BK	\$105 ea.
Foster Replacement Arm - Grey Polyurethane	Single; Rocker; Sled; Easy Access; Tandem -Double; Tandem -Triple; Start Unit; Add-On; End Unit	FG-ARM-GR	\$105 ea.
Foster Replacement Arm - Taupe Polyurethane	Single; Rocker; Sled; Easy Access; Tandem -Double; Tandem -Triple; Start Unit; Add-On; End Unit	FG-ARM-TP	\$105 ea.

LOUNGE			
Description	Applications	Model Code	\$ List Price
Foster Lounge Replacement Arm - Hard Rock Maple	Single; Double; Triple	FL-ARM-HRM	\$175 ea.
Foster Lounge Replacement Arm - Rustic Cherry	Single; Double; Triple	FL-ARM-RC	\$175 ea.
Foster Lounge Replacement Arm - Chocolate Pear	Single; Double; Triple	FL-ARM-CP	\$175 ea.
Foster Lounge Replacement Arm - Black Polyurethane	Single; Double; Triple	FL-ARM-BK	\$115 ea.
Foster Lounge Replacement Arm - Grey Polyurethane	Single; Double; Triple	FL-ARM-GR	\$115 ea.
Foster Lounge Replacement Arm - Taupe Polyurethane	Single; Double; Triple	FL-ARM-TP	\$115 ea.

FOSTER® REPLACEMENT PARTS COVERS



Description	Applications	Model Code	Grade 1	Grade 2/COM	Grade 3	Grade 4/COL	Grade 5	Grade 6	Grade 7	Grade 8	Leather 1	Leather 2	Leather 3
			MIDBACK COVERS - MESH										
Mesh Midback (Mesh Style) Cover	Single; Easy Access; Tandem -Double; Tandem -Triple; Start Unit; Add-On; End Unit	BC-F00 (Mesh Style)			\$145								
Mesh Midback Wide (Mesh Style) Cover	Single; Start Unit; Add-On; End Unit	BC-F02 (Mesh Style)			\$150								
Mesh Midback Plus (Mesh Style) Cover	Single; Start Unit; Add-On; End Unit	BC-F04 (Mesh Style)			\$160								
MIDBACK COVERS - UPHOLSTERED													
Upholstered Midback (Fabric Code) Cover	Single; Easy Access; Tandem -Double; Tandem -Triple; Start Unit; Add-On; End Unit	BC-F10 (Fabric Code)	\$100	\$155	\$195	\$245	\$290	\$365	\$455	\$555	\$770	\$865	\$1,155
Upholstered Midback Wide (Fabric Code) Cover	Single; Start Unit; Add-On; End Unit	BC-F12 (Fabric Code)	\$105	\$170	\$215	\$270	\$320	\$410	\$510	\$625	\$870	\$980	\$1,310
Upholstered Midback Plus (Fabric Code) Cover	Single; Start Unit; Add-On; End Unit	BC-F14 (Fabric Code)	\$110	\$195	\$250	\$320	\$385	\$495	\$620	\$760	\$1,070	\$1,205	\$1,615
Lounge Upholstered Midback (Fabric Code) Cover	Single; Settee (Double); Sofa	BC-F20 (Fabric Code)	\$105	\$135	\$160	\$190	\$215	\$255	\$310	\$365	\$490	\$540	\$705
Lounge Midback Plus	Single Plus	BC-F (Fabric Code)	\$110	\$150	\$180	\$215	\$245	\$300	\$365	\$435	\$590	\$655	\$865
HIGHBACK COVERS - MESH													
Mesh Highback (Mesh Style) Cover	Single; Rocker; Sled	BC-F01			\$195								
Mesh Highback Wide (Mesh Style) Cover	Single	BC-F03 (Mesh Style)			\$205								
Mesh Highback +Plus (Mesh Style) Cover	Single	BC-F05 (Mesh Style)			\$220								
HIGHBACK COVERS - UPHOLSTERED													
Upholstered Highback (Fabric Code) Cover	Single; Rocker; Sled	BC-F11 (Fabric Code)	\$110	\$170	\$205	\$255	\$300	\$380	\$465	\$565	\$780	\$875	\$1,165
Upholstered Highback Wide Single Cover (Fabric Code)	Single; Start Unit; Add-On; End Unit	BC-F13 (Fabric Code)	\$115	\$185	\$225	\$285	\$335	\$425	\$525	\$635	\$880	\$990	\$1,320
Upholstered Highback Plus Cover (Fabric Code)	Single	BC-F15 (Fabric Code)	\$120	\$205	\$260	\$330	\$395	\$505	\$630	\$775	\$1,080	\$1,215	\$1,630
SEAT COVERS													
Standard Seat Cover (Fabric Code)	Single; Rocker; Sled; Easy Access; Tandem-Double; Tandem-Triple; Start Unit; Add-On; End Unit	SC-STD (Fabric Code)	\$100	\$130	\$155	\$180	\$205	\$250	\$300	\$360	\$480	\$535	\$700
Wide Seat Cover (Fabric Code)	Single; Tandem-Double; Tandem-Triple; Start Unit; Add-On; End Unit	SC-WID (Fabric Code)	\$105	\$140	\$165	\$200	\$230	\$280	\$340	\$405	\$545	\$610	\$795
Guest + Lounge Plus Seat Cover (Fabric Code)	Single; Tandem-Double; Tandem-Triple; Start Unit; Add-On; End Unit	SC-BAR (Fabric Code)	\$110	\$150	\$180	\$215	\$245	\$300	\$365	\$435	\$590	\$655	\$865
Lounge Seat Cover (Fabric Code)	Single; Settee (Double); Sofa	SC-LOU (Fabric Code)	\$105	\$135	\$160	\$190	\$215	\$255	\$310	\$365	\$490	\$540	\$705
Lounge Plus Seat Cover	Single Plus	SC-L (Fabric Code)	\$110	\$150	\$180	\$215	\$245	\$300	\$365	\$435	\$590	\$655	\$865

EXCHANGE[®]

REPLACEMENT COVERS

Description	Applications	Model Code	Grade 1	Grade 2/COM	Grade 3	Grade 4/COL	Grade 5	Grade 6	Grade 7	Grade 8	Leather 1	Leather 2	Leather 3
EXCHANGE[®] COVERS													
Standard Back	All models except ottoman	EBC-S	\$96	\$145	\$177	\$219	\$255	\$320	\$394	\$476	\$655	\$735	\$975
Corner Back	L-Shape and U-Shape	EBC-C	\$192	\$290	\$353	\$437	\$511	\$640	\$787	\$952	\$1,310	\$1,470	\$1,949
Standard Seat	Must specify Standard, Corner, End or Ottoman	ESC-X	\$96	\$145	\$177	\$219	\$255	\$320	\$394	\$476	\$655	\$735	\$975
Low Wide Arm	Must specify Left, Right or Centre Mounting, Power and Laminate (if applicable)	EAC-(L/R/C)-LW	\$96	\$145	\$177	\$219	\$255	\$320	\$394	\$476	\$655	\$735	\$975
Low Narrow Arm	Must specify Left, Right or Centre Mounting, Power and Laminate (if applicable)	EAC-(L/R/C)-LN	\$72	\$107	\$130	\$160	\$186	\$232	\$285	\$343	\$471	\$528	\$700
High Wide Arm	Must specify Left, Right or Centre Mounting, Power and Laminate (if applicable)	EAC-(L/R/C)-HW	\$108	\$164	\$200	\$248	\$290	\$364	\$448	\$542	\$747	\$838	\$1,112
High Narrow Arm	Must specify Left, Right or Centre Mounting, Power and Laminate (if applicable)	EAC-(L/R/C)-HN	\$96	\$145	\$177	\$219	\$255	\$320	\$394	\$476	\$655	\$735	\$975

CONDITIONS OF SALE

PRICING

Allseating reserves the right to change published prices without notice. Prices in effect at the time of the order acceptance shall apply. All applicable taxes are extra. All prices in this catalog are list. All sales are in US dollars unless both the Sold To and Ship To addresses are both located in Canada, in which case, sales are in Canadian dollars.

ORDER ACCEPTANCE

Orders will be accepted through all authorized Allseating Dealers upon issuance of a written purchase order on letterhead or purchase order of the customer being invoiced. Faxed orders or orders by email (orders@allseating.com) are acceptable, as well as digital orders such as SIF or XLM, no verbal orders will be accepted. All purchase orders must contain a valid signature.

ORDER CANCELLATION

Orders which have been acknowledged are considered firm. In the event a cancellation request is accepted by Allseating, restocking charges may be incurred up to 100% of the order depending on the stage of production.

CREDIT TERMS

Terms are net 30 days O.A.C. Terms are subject to change and review based upon performance. Customers are required to provide a completed signed Dealer Application for the purpose of updating or setting up an account. All payments should be made to Allseating.

PACKAGING AND SHIPPING

As a standard, all products are shipped in knocked down condition, in a box.

ASSEMBLED CHAIRS

On special request and at an upcharge, chairs may be shipped assembled (except base and cylinder). For assembled and fully assembled blanket wrapped products, contact customer service for details. Please note that minimum quantity guidelines will apply.

SPECIFICATIONS

Allseating reserves the right to institute changes to materials, specifications and designs, or to discontinue models at any time. Images and line drawings featured in the catalog may not reflect the current product offering. Components are subject to change at Allseating's discretion.

FREIGHT POLICY

Allseating reserves the right to use its own or commercial carriers for the "best way" to ship, at its sole discretion. Normal delivery is dock to dock.

Special requests such as inside delivery, specific delivery dates and times, residential delivery, etc. are subject

to additional charges. All additional charges will be the responsibility of the consignee.

Allseating reserves the right to charge for freight services over and above standard "best way" delivery. Delivered pricing is based on shipment to the 48 U.S. contiguous states and Canada excluding N.W.T., YK, and NU. For shipments to other destinations such as remote locations within Canada & US, we reserve the right to add a surcharge. Remote locations may include islands, highlands, distant or inaccessible suburbs and towns, as well as any postal code of zip code that is considered difficult to serve.

LOSS / DAMAGE LIABILITY

Every effort is undertaken to effect secure packaging; however, our liability ends when the carrier issues a clear receipt acknowledging that the shipment has been received in good condition. The carrier is then liable for loss or delay or damage. Signing for a shipment without noting damage or deficiencies absolves Allseating of further responsibility and a freight claim will have to be made by the customer.

NOTE: A packing slip signed by the carrier for pick-up at Allseating Warehouse constitutes "Clear Receipt" and absolves Allseating of further responsibility for damage or loss or delay.

Any claim submitted for freight damage must be done within 7 days of receiving the products. Any claims after that time may not be covered under our warranty. If the packaging arrives visibly damaged, then waybill should be signed as "subject to inspection" or "damage noticed".

RETURNS / RESTOCK

Returns are coordinated and authorized by the Return Authorization Coordinator (RAC). Merchandise may not be returned without prior consent and a Return Authorization (RA) Number. All returns must be securely packaged and boxes clearly marked with an assigned RA number on the outside. Carrier for return goods must be specified by Allseating. Goods returned without a RA Number or by an unauthorized carrier will not be accepted.

Unauthorized returned goods will be subject to a restock charge and/or a charge for any required reconditioning. Returns must be shipped prepaid, unless other arrangements have been made. Custom fabricated merchandise may not be returned. Credit on orders returned with an RA number will be issued once inspection has deemed product in good condition.

STORAGE POLICY

We will store product at our warehouse for 3 days at no charge. Any order requiring storage for a longer period will be charged at a rate of \$1.00 per day per carton. Order postponements must be received 2 weeks prior to the scheduled production time.

ANSI/BIFMA TESTING

Allseating chair have been tested to meet or exceed the requirements of ANSI/BIFMA standards.

INFO
ALORA
PILLOWS
ASTUTE
ATTUNE
AVES
CHIROFORM
DART
DOVE
EIGHTYTWO
ENTAIL
EQUATION
EXCHANGE
FOSTER
INERTIA
INMATE
JIF
L1
LENO
MANTRA
PAPA
PRESTO
RAINBOW
REQUISITE
RSS
RUHE
THERAPOD
TUCK
WATSON
YOU
ZIP

CONDITIONS OF SALE

APPLICABLE PROVISIONS TO ALL PRODUCTS AND SERVICES

Allseating products, including those designated for Multi-Shift, are warranted to be free from defects in materials and workmanship for a period of 12 years from original date of purchase, with the exception of Foster Sleep Chair, Foster Recliner and Foster Patient Recliner. This warranty applies to all chair models and extends to original purchasers who acquire new product directly from Allseating or our authorized dealers.

During the warranty period, Allseating, at its sole discretion, will repair or replace (at its option) any product, part or component covered by this warranty that fails under normal use due to defective materials or workmanship. Allseating will repair or replace the defective product, part or component with comparable product, part or component. To be eligible for this warranty coverage, all products, parts or components must be installed, used and maintained in accordance with Allseating’s published instructions and must not have been subject to misuse or abuse.

EXCEPTIONS

Allseating does not warrant the following:

- Normal wear and tear
- Natural variations, scars, marks, wrinkles occurring in leather
- Colourfastness of textiles
- Colour matching of textiles exactly to samples or swatches or past purchases
- COM/COL or graded-in fabrics
- Products exposed to extreme environmental conditions or improper storage conditions
- Chairs used by individuals who weigh in excess of the warranted weight restriction as indicated on each product page. Most task and guest seating is 350 lbs with the exception of Entail, M.O. and Levo, all of which are 325 lbs. Exchange, Foster and Halsa are 350 lbs per seat unless otherwise specified
- Allseating’s products meet the requirements of national and specific local codes as stated in the price book and other written publications. Please visit the company’s website at allseating.com for further details regarding product specifications.

This document inclusively describes Allseating’s warranty and remedies available with respect to the company’s products and services. Allseating disclaims any other warranty whether express or implied, statutory or otherwise, in relation to the company’s products and services.

To the extent allowed by law, any implied warranties, including any warranty of merchantability or fitness for a particular purpose, are disclaimed and to the extent they are legally required, are limited in duration to the duration of this written warranty.

Allseating shall not be liable for loss of time, inconvenience, commercial loss, or incidental or consequential damages.

QUALIFICATIONS FOR DELIVERED PRICING

Please call your Allseating Sales Representative for your qualifications for delivered pricing.

WARRANTY RESOLUTION

We understand that dealing with warranties is often frustrating. So we developed a dedicated Warranty Response Team to eliminate headaches. They’re specially trained to expedite warranty-related issues, so you can get back to business quickly and painlessly.

All warranty claims must be submitted via Allseating’s Warranty Portal which can be found at allseating.com under Resources\Submit a Claim.

Should you have any difficulties you can contact our Warranty Response Team at warranty@allseating.com or toll free at 1(800) 563-3502.

DIMENSIONS

The price catalog and product literature, show dimensions rounded to the nearest half inch. All dimensions are approximate and may be subject to change without notice. Dimensions are dependent on options selected. Product can be configured to comply with BIFMA G1-2002 Ergonomics Guideline. Where exact measurements are required, contact Customer Service.

FIRE CODE

Allseating’s entire line of office seating meets California Technical Bulletin 117 (CAL 117-2013). This is a standard by which upholstered furniture has been tested for approval to meet a minimum fire standard. Allseating’s chairs can be upgraded to meet the California Technical Bulletin (CAL TB133). Additional charges of \$565 per chair series (per burn test) and lead times will apply for chairs with special configurations of COM fabrics, not already tested by Allseating.

CAL TB133

CAL TB133 is a standard of furniture flammability required by the California Bureau of Home Furnishings and Thermal Insulation for furniture used in public buildings such as Healthcare facilities, Hospitals, Hotels and Motels, Stadiums, Child Care Facilities, Convalescent Homes, Prisons and Jails.

The CAL TB133 test is a full scale fire test for furniture manufactured for the use in public buildings. The standard does not specify how to construct furniture, but only how it should perform when tested. To pass the fire standard test, a fire blocking liner is placed between the fabric and the foam of our chairs. This liner acts as a fire extinguisher by smothering the flame.

TO ORDER CAL TB133

Clearly specify CAL TB133 on your order. Please check individual series upcharge. There is a standard 4 week lead time for CAL TB133.

- INFO
- ALORA
- PILLOWS
- ASTUTE
- ATTUNE
- AVES
- CHIROFORM
- DART
- DOVE
- EIGHTYTWO
- ENTAIL
- EQUATION
- EXCHANGE
- FOSTER
- INERTIA
- INMATE
- JIF
- L1
- LEVO
- MANTRA
- PAPA
- PRESTO
- RAINBOW
- REQUISITE
- RSS
- RUHE
- THERAPOD
- TUCK
- WATSON
- YOU
- ZIP

REQUISITEYOUUPRATAM
CKEXCHANGERUHEJIFE
MRRAINBOWINERTIAAY
STERPRESTOTHERAPO
REQUISITEYOUUPRATAM
CKRUHEEXCHANGEJIFE
MRRAINBOWINERTIAAY
STERPRESTOTHERAPO
REQUISITEYOUUPRATAM
TUCKEXCHANGEJIFENT
MRRAINBOWINERTIAAY
STERPRESTOTHERAPO
REQUISITEYOUUPRATAM
CKEXCHANGEJIFENTA
INBOWINERTIAAYLES
PRESTORUHEHETHERAPO
REQUISITEYOUUPRATAM
TUCKEXCHANGEJIFENT
MRRAINBOWINERTIAAY
STERPRESTOTHERAPO
REQUISITEYOUOUTUCKEX