

# A Quick Reference Guide to ergoCentric Seating Systems 2025

EXCLUSIVELY FOR:

**Federal Government**

Supply Arrangement

SA # E60PQ-120001/003/PQ



**ergoCentric**<sup>®</sup>  
The science of sitting<sup>®</sup>



# Features of ergoCentric® chairs



## 1 BACK DESIGN

Back structure includes a lateral curve to stabilize the upper body and a forward curve to help naturally position the lumbar spine.

## 2 SEAT DESIGN

A waterfall front edge reduces pressure on the veins and improves circulation.

Contoured sides help redistribute the user's weight to minimize pressure on the seat bones and legs.



## 3 SEAT HEIGHT RANGE

With the most adjustable chairs on the market, ergoCentric pneumatic cylinders offers a wide range of leg lengths and work height requirements while allowing the chair to swivel for easy to reach work items.

## 4 BASE

30% glass reinforced nylon for long-lasting support. Steel reinforced hub holds pneumatic cylinder securely in place.



## 5 ICONS & VIDEO

Unique to ergoCentric, easily-identified instruction icons represent adjustment paddle shapes and are clearly visible on an icon plate. Included on the icon plate is a web address to a video that demonstrates how to adjust your chair.

## 6 GEOMETRIC CONTROLS

Geometric shaped adjustment paddles differentiate the chairs' adjustment controls helping users to instantly recognize an adjustment option by simply feeling the paddle's shape.

## 7 AIR LUMBAR & BACK HEIGHT ADJUSTMENT

Air lumbar allows various pressure options for exact lateral lumbar support. Attached to the back height adjustment paddle, the air lumbar is simply activated by squeezing the paddle.

The patented back height adjustment system offers 5" of infinite adjustment for the widest range in back lumbar support.



## 8 SERIAL NUMBERS

For fast and easy reference, our database tracks all chair specifications and customer information by serial number.

This system makes reordering chairs easy and allows us to make repairs or modifications in one visit.

# tCentric Hybrid™

## All mesh

- Dual curve mesh backrest (19"w x 25"h)
- 5" patented back height adjustment system
- Independent back angle adjustment
- Mesh seat with 30% glass-filled nylon frame (21"w x 18 ½"d)
- Airless Cushion Technology
- 125 mmLT pneumatic lift (17 ¼"-21 ¾")
- 26" glass reinforced nylon mid-profile base



Chair shown:  
T-MBMESH-SG-TLSAL-TCL360-AHR

Model	Price
<b>Midnight Black frame – Synchro Glide</b> <b>Air lumbar, height, swivel &amp; lateral adjustable armrests and adjustable headrest</b> T-MBMESH-SG-TLSAL-TCL360-AHR	\$1,386
<b>Midnight Black frame – Synchro Glide</b> <b>Air lumbar and height, swivel &amp; lateral adjustable armrests</b> T-MBMESH-SG-TLSAL-TCL360	\$1,176.30
<b>Midnight Black frame – Boardroom</b> <b>Adjustable lumbar and height &amp; lateral adjustable armrests</b> T-MBMESH-BR-TLS-TCL	\$920.25

The tCentric Hybrid's emphasis on ergonomics is reinforced by the number of patented adjustment features built into its design, not found anywhere else.

*“...offers serious comfort and support for the tireless worker.”*

TechCrunch



# tCentric Hybrid™

## Foam & fabric seat

- Dual curve mesh backrest (19"w x 25"h)
- 5" patented back height adjustment system
- Independent back angle adjustment
- Dual density molded polyurethane foam seat (20"w x 19"d)
- Tailored upholstery on seat pan
- 125 mmLT pneumatic lift (16"-20 ½")
- 26" glass reinforced nylon mid-profile base



Chair shown:  
T-MT-TLSAL-TCL360-AHR

Model	Price
<b>Midnight Black frame – Multi Tilt</b> <b>Air lumbar, height, swivel &amp; lateral adjustable armrests and adjustable headrest</b> T-MT-TLSAL-TCL360-AHR	\$1,221.30
<b>Midnight Black frame – Multi Tilt</b> <b>Air lumbar and height, swivel &amp; lateral adjustable armrests</b> T-MT-TLSAL-TCL360	\$1,011.60
<b>Midnight Black frame – Multi Tilt</b> <b>Adjustable lumbar and height &amp; swivel armrests</b> T-MT-TLS-3SWVOT	\$851.40
<b>Midnight Black frame – Boardroom</b> <b>Adjustable lumbar and height adjustable armrests</b> T-BR-TLS-3ATAOT	\$668.70

The tCentric Hybrid combines the best attributes of the leading mesh chair with the industry leading benefits of ergoCentric's fully upholstered chairs.

*“I'm able to fit nearly everyone with effective lumbar and overall back support due to the big range of height adjustment from the backrest.”*

**Matt Lowe**  
CSP Safety Consultant, Founder & President  
of Preventive Solutions Inc.





# tCentric Hybrid™

## Upholstered backrest

- Front upholstered dual curve backrest (19"w x 25"h)
- 5" patented back height adjustment system
- Independent back angle adjustment
- Dual density molded polyurethane foam seat (20"w x 19"d)
- Tailored upholstery on seat pan
- 125 mmLT pneumatic lift (16"-20 ½")
- 26" glass reinforced nylon mid-profile base



Chair shown:  
T-MBUP-MT-TCL360-AHR

Model	Price
<b>Midnight Black frame – Multi Tilt</b> <b>Air lumbar, height, swivel &amp; lateral adjustable armrests and adjustable headrest</b> T-MBUP-MT-TCL360-AHR	\$ 1,061.10
<b>Midnight Black frame – Multi Tilt</b> <b>Air lumbar and height, swivel &amp; lateral adjustable armrests</b> T-MBUP-MT-TCL360	\$ 851.40
<b>Midnight Black frame – Multi Tilt</b> <b>Air lumbar and height &amp; swivel armrests</b> T-MBUP-MT-3SWVOT	\$ 755.10

The tCentric Hybrid's innovative, modular design and range of options provides more support than ever for today's hybrid work environments.

*“It's a sleek, modern style, and its ergonomic adjustability has made it a popular work-from-home choice.”*

Joel Yonge  
Founder, FitzBody



# airCentric™ 2

- Front upholstered dual curve backrest (19"w x 24"h)
- Proprietary airflow molded foam and structure
- 5" patented back height adjustment system
- Independent back angle adjustment
- Dual density molded polyurethane foam seat (20"w x 19"d)
- 125 mmLT pneumatic lift (16"-20 ½")
- 26" glass reinforced nylon mid-profile base



Chair shown:  
AIR2-MT-AL-TCL360-AHR

Model	Price
<b>Midnight Black frame – Multi Tilt</b> <b>Air lumbar, height, swivel &amp; lateral adjustable armrests and adjustable headrest</b> AIR2-MT-AL-TCL360-AHR	\$ 1,146.15
<b>Midnight Black frame – Multi Tilt</b> <b>Air lumbar and height, swivel &amp; lateral adjustable armrests</b> AIR2-MT-AL-TCL360	\$ 936.45
<b>Midnight Black frame – Multi Tilt</b> <b>Air lumbar and height &amp; swivel armrests</b> AIR2-MT-AL-3SWVOT	\$ 840.15
<b>Midnight Black frame – Boardroom</b> <b>Height adjustable armrests</b> AIR2-BR-3ATAOT	\$ 580.05

The airCentric 2 combines a sophisticated aesthetic with modular design, full adjustability and airflow comfort.

*“ We like everything about the chair. In addition to the comfort and support it provided, we also thought it was an attractive addition to the office. ”*

Workplaces Magazine



# geoCentric™

- Fully upholstered dual curve backrest (19"w x 25"h)
- 5" patented back height adjustment system
- Independent back angle adjustment
- Dual density molded polyurethane foam seat (20"w x 19"d)
- Tailored upholstery on seat pan
- 125 mmLT pneumatic lift (16"-20 ½")
- 26" glass reinforced nylon mid-profile base

Model	Price
<b>High-Back – Multi Tilt</b> <b>Air lumbar, height, swivel &amp; lateral adjustable armrests and adjustable headrest</b> GEO-XTB-MT-AL-TCL360-AHR	\$ 1,181.70
<b>High-Back – Multi Tilt</b> <b>Air lumbar and height, swivel &amp; lateral adjustable armrests</b> GEO-XTB-MT-AL-TCL360	\$ 972.00



With functions that span multi-task, multi user, dedicated tasks, and general office work, the geoCentric is the ideal chair for any situation.

*“ One of the best seating products that allow for maximum anatomical neutral support and offers the highest adjustability is the geoCentric. ”*

**Pam Dempster**  
BA, BScOT(c), CMWA, CCPE

Chair shown:  
GEO-XTB-MT-AL-TCL360-AHR



PARTICIPANT




# Upholstery selection

ergoCentric offers a variety of fabrics that are highly durable and meet heavy duty abrasion rub tests.


We have included a sample of colours available for the complete selection and fabric specifications visit [ergocentric.com/government](http://ergocentric.com/government)

## Open House


A Terratex® fabric, Open House upholstery is made from 100% recycled or compostable material using increasingly sustainable manufacturing practices to produce a high quality product that is recyclable at the end of its useful life. With an abrasion rating of 250,000 double rubs, Open House exceeds the heavy duty rating for abrasion resistance.




Asteroid



Coffee Bean



Graphite



Midnight




Onyx

## Air Knit

The Air Knit fabric is a durable, three-dimensional fabric that provides optimal breathability while its cushioned softness offers long lasting comfort. One hundred percent polyester mesh Air Knit is available in four different colours.



Black



Charcoal



Navy



Royal





## Sales and service

ergoCentric Seating Systems  
275 Superior Blvd., Mississauga, Ontario L5T 2L6

ph: 1 866 GET ERGO | 905 696-6800  
fx: 1 800 848-5190 | 905 696-0899

[service@ergocentric.com](mailto:service@ergocentric.com)  
[ergocentric.com](http://ergocentric.com)

## Sales support

For a current list of our  
sales support staff, please visit:  
[ergocentric.com/rep](http://ergocentric.com/rep)s

## Authorized dealers

For a current list of our  
authorized dealers, please visit:  
[ergocentric.com/government](http://ergocentric.com/government)



ph: 1 866 GET ERGO | 905 696-6800  
fx: 1 800 848-5190 | 905 696-0899

[orders@ergocentric.com](mailto:orders@ergocentric.com)  
[ergocentric.com](http://ergocentric.com)



Proudly made in Canada