

# LOCKERS

Freestanding

Federal Government



CANADA  
price list

Effective March 21<sup>th</sup>, 2024



LAZER EDGE

artopex<sup>®</sup>

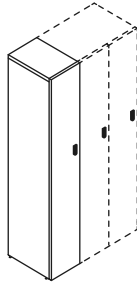
# Visual index



## Lockers

### With doors - 1 level - 66" H. 13

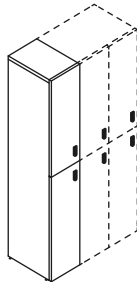
S13DL183666  
S13DL143666  
S12DL182466  
S12DL142466  
S11DL181266  
S11DL141266



S13DR183666  
S13DR143666  
S12DR182466  
S12DR142466  
S11DR181266  
S11DR141266

### With doors - 2 levels - 66" H. 14

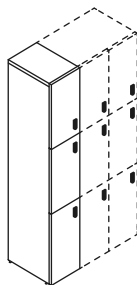
S23DL183666  
S23DL143666  
S22DL182466  
S22DL142466  
S21DL181266  
S21DL141266



S23DR183666  
S23DR143666  
S22DR182466  
S22DR142466  
S21DR181266  
S21DR141266

### With doors - 3 levels - 66" H. 15

S33DL183666  
S33DL143666  
S32DL182466  
S32DL142466  
S31DL181266  
S31DL141266



S33DR183666  
S33DR143666  
S32DR182466  
S32DR142466  
S31DR181266  
S31DR141266

### Corner module - 66" H. 16

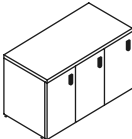
MC1266



## Lockers for shared benching tables

### With doors - 1 level - 24" H. 17

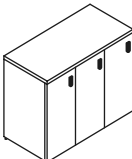
S13DL136024  
S13DL134824



S13DR136024  
S13DR134824

### With doors - 1 level - 42" H. 18

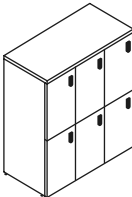
S13DL146042  
S13DL144842



S13DR146042  
S13DR144842

### With doors - 2 levels - 42" H. 19

S23DL146042  
S23DL144842

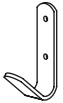


S23DR146042  
S23DR144842

## Complements

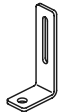
### Hook 20

AC-HKC



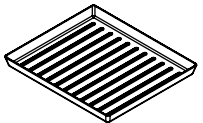
### Anti-tip fastener 20

AC-AAB



### Boot tray 20

AC-BB1210



## Materials

---

29" and 44" high locker tops and island tops sold separately are made of 1" (25 mm) thick pressed wood panels in T.F.L. or H.P.L. finish. H.P.L. adds 1/16" (1.6 mm) to the surface thickness. 1" (25 mm) thick surfaces have 1/16" (1.5 mm) ABS edge banding in matching or contrasting colors.

These tops are available with the Fenix laminate option. As a general rule, locker frames are made of "pressed wood 1 1/16" (17.5mm) panels.

The contour of these panels (edge banding) is made of ABS 1/16" (1.5mm) thick, in a color that matches the laminate.

## Laminate finishes

---

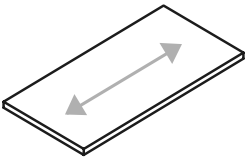
The available finishes are divided into 6 categories:

- The "Surface" finish (applied to the 1" surface).
- The "Edge Banding" (1" surface contour).
- The "Base" finish (applied on the sides and back of lockers, and the corner modules).
- The "Door" finish (Door 1 and Door 2)
- The "Divider" finish

## Woodgrain direction

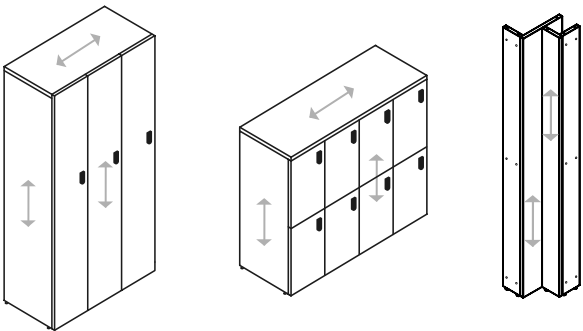
### Tops

The woodgrain runs parallel to the longest side of the surface.



### Sides and fronts

The woodgrain is positioned vertically on the sides, the back and the front.




### Back

The wood grain is positioned horizontally on the backs of lockers 44" high and under, and vertically on lockers 72" high.

## Assembly and hardware

Lockers require no assembly upon delivery except for levelers.

Rear levelers are adjustable from the inside.



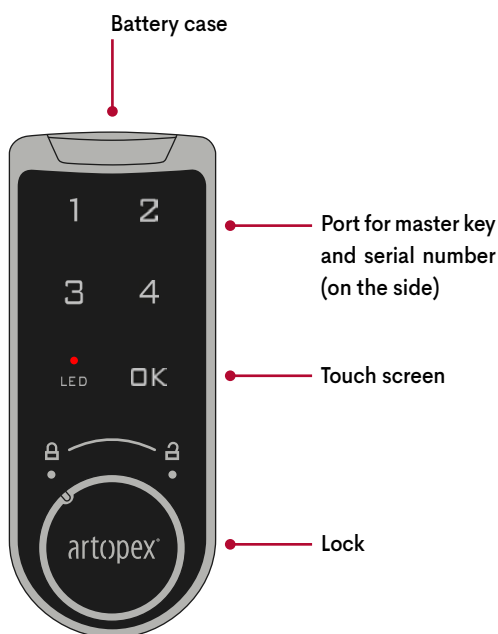
**IMPORTANT:**  
Pre-drilled holes are located on the inside of all lockers to allow them to be screwed together when placed side by side.

## NOKI electronic locks

All the lockers with doors are equipped with the Noki electronic lock.

The Noki lock is a simple and efficient locking system.

- The combination automatically resets after each use.
- A forgotten code, an absent user... use the master key. An authorized person may also obtain a master code from Artopex.
- After four attempts to open with a wrong code, a brief alarm sounds.
- Powered by a battery (CR2032 included) and easy access to change the battery.



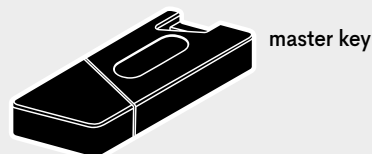
### USER

#### PROGRAM YOUR PERSONAL CODE

- 01** Enter a 4 digit code and turn the lock button to lock. Memorise this code, it will be valid for one use only.
- 02** Re-enter the same 4 digit code again and turn the lock button to unlocked.
- 03 FORGOTTEN CODE** Contact Artopex technical support and obtain a master code, unique to your Noki lock.

### MANAGER

#### MASTER KEY OPTION - INDEPENDENT MANAGEMENT



- 01 MANAGEMENT** Obtain one or more identical master key for use by authorized personnel.
- 02 FORGOTTEN CODE** Unlock and resand the lock to its original code 1-2-3-1-2-3 by inserting the master key.

Lockers

Assembled lockers are available in a variety of configurations and with the following characteristics:

- Depths: 14" or 18"
- Widths: 12", 24" or 36"
- Heights: 24", 46" or 66"
- 1, 2 or 3 levels of lockers
- 1" tops in Thermally Fused or High Pressure Laminate
- With doors
- Doors opening on the left or the right

Doors

Doors have soft closing hinges that allow an opening of 110°.

Lockers are available with a choice of 2 door colors. The choice for Door 1 finish is the main choice (white doors) and the choice for Door 2 finish is the accent choice (grey doors). To have the same finish on all doors, enter the same finish for Door 1 and Door 2 in the code.

2	1	1
1	1	2
2	1	1

Specification example:  
Doors 1 White (BW) and Doors 2 White (BW)

S SPECIFY

LZ - 

Code

S43DL143666

 - H1 - 

Base

BW

 - 

Doors 1

BW

 - 

Doors 2

BW

 - LU

2	1	1
1	1	2
2	1	1

Specification example:  
Doors 1 White (BW) and Doors 2 Frost (A)

S SPECIFY

LZ - 

Code

S43DL143666

 - H1 - 

Base

BW

 - 

Doors 1

BW

 - 

Doors 2

A

 - LU

## Locker accessories

---

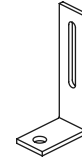
### Hook

Silver hooks are included in certain lockers with doors and are also sold separately.



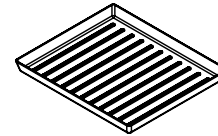
### Anti-Tip Fastener

It is strongly advised to add anti-tip fasteners to 72" H. lockers. This fastener is a metal bracket that can be attached onto a wall (by screwing on the top of the locker). Wall attachment hardware is provided by the installer according to the type of wall.



### Boot tray

Black plastic trays in HIPS (high impact polystyrene) are available to protect the bottom of the locker shelves.





## The different types of finishes




### Surfaces

#### T.F.L. & H.P.L.





##### DOLOMITE FINISH

-  Charcoal **F**
-  Frost **A**
-  White **BW**


##### SUEDE FINISH

-  Cayenne Maple **CM**
-  Cherry **CH**
-  Honey **HO**




##### SUPERMAT FINISH

-  Chestnut **CG**
-  Lago **LA**
-  Maritime Maple **EM**
-  Moka **PM**
-  Tobacco Cherry **TC**
-  Willow Grey **WG**

##### AURA FINISH

-  Carbon **CB**
-  Dalia **DA**
-  Galaxy **GX**
-  Ginger Root **GG**
-  Sea Salt **SM**
-  Sesame **SE**

##### KARISMA FINISH

-  First Class **ST**
-  Free Spirit **EL**
-  Sheer Beauty **BN**

### Edges


#### Regular

-  Baltic Birch Plywood **MR**
-  Black **N**
-  Carbon **CB**
-  Cayenne Maple **CM**
-  Charcoal **F**
-  Cherry **CH**
-  Chestnut **CG**
-  Dalia **DA**
-  First Class **ST**
-  Free spirit **EL**
-  Frost **A**
-  Galaxy **GX**

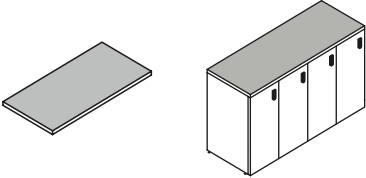
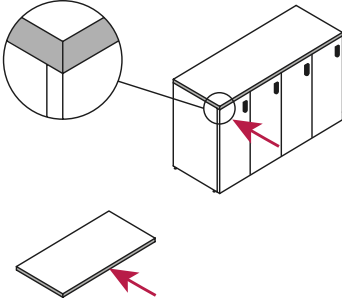
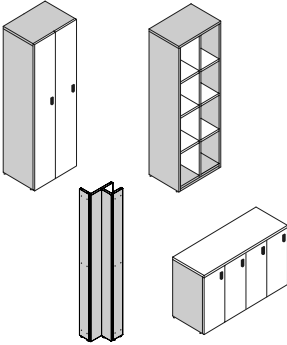
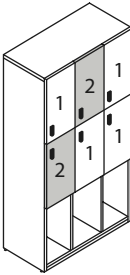
#### FENIX

-  Ginger Root **GG**
-  Honey **HO**
-  Lago **LA**
-  Maritime Maple **EM**
-  Moka **PM**
-  Sea Salt **SM**
-  Sesame **SE**
-  Sheer beauty **BN**
-  Tobacco Cherry **TC**
-  White **BW**
-  Willow Grey **WG**

The different types of finishes

Bases - Front			
T.F.L.			
<p>Dolomite finish</p> <p> Black <b>N</b></p> <p> Charcoal <b>F</b></p> <p> Frost <b>A</b></p> <p> White <b>BW</b></p> <p>SUEDE FINISH</p> <p> Cayenne Maple <b>CM</b></p> <p> Cherry <b>CH</b></p> <p> Honey <b>HO</b></p>	<p>SUPERMAT FINISH</p> <p> Chestnut <b>CG</b></p> <p> Lago <b>LA</b></p> <p> Maritime Maple <b>EM</b></p> <p> Willow Grey <b>WG</b></p> <p> Moka <b>PM</b></p> <p> Willow Grey <b>WG</b></p>	<p>AURA FINISH</p> <p> Carbon <b>CB</b></p> <p> Dalia <b>DA</b></p> <p> Galaxy <b>GX</b></p> <p> Ginger Root <b>GG</b></p> <p> Sea Salt <b>SM</b></p> <p> Sesame <b>SE</b></p>	<p>KARISMA FINISH</p> <p> First Class <b>ST</b></p> <p> Free Spirit <b>EL</b></p> <p> Sheer Beauty <b>BN</b></p>

Finish choices chart (cont'd)

Surface	Edge bands (surface)
	
Base	Doors 1 and doors 2
	



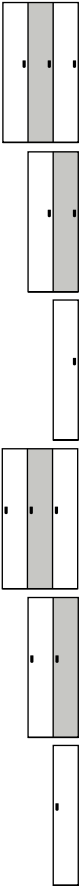
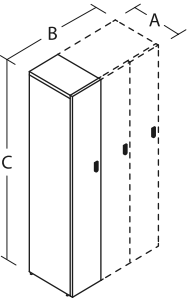
**IMPORTANT:**  
Colors, especially dark colors, may vary between Thermally Fused Laminate (T.F.L.) and High Pressure Laminate (H.P.L.).

# Lockers



## With doors - 1 level - 66" H.

Lockers with doors, 1 level with fixed shelf in the top of the locker.  
Back is recessed by 5/8", allowing the addition of a back tile to be ordered separately.  
2 hooks included per locker. Noki lock included. Air grill for ventilation included on the door (not illustrated)  
Option to add adjustable shelves in closed sections. (1 shelf will be added behind each door).  
The shelf will be the same color as the base.  
Inside dimensions are 12" x 10 1/2" x 57" for 14" deep and 16" x 10 1/2" x 57" for 18" deep. Space above the shelf is 10".



Dimensions			Code	Prix	Spec.	
A	B	C		T.F.L.	Cu.Ft.	lb
36" / LEFT						
18	36	66	S13DL183666	2724	27.6	203
14 3/8	36	66	S13DL143666	2595	21.9	177
24" / LEFT						
18	24	66	S12DL182466	1992	18.6	143
14 3/8	24	66	S12DL142466	1899	14.6	123
12" / LEFT						
18	12	66	S11DL181266	1249	9.2	82
14 3/8	12	66	S11DL141266	1189	7.3	70
36" / RIGHT						
18	36	66	S13DR183666	2724	27.6	203
14 3/8	36	66	S13DR143666	2595	21.9	177
24" / RIGHT						
18	24	66	S12DR182466	1992	18.6	143
14 3/8	24	66	S12DR142466	1899	14.6	123
12" / RIGHT						
18	12	66	S11DR181266	1249	9.2	82
14 3/8	12	66	S11DR141266	1189	7.3	70

### SPECIFY

Code      Base      Doors 1      Doors 2      Shelf

LZ -  - H1 -  -  -  - LU -

### OPTION

**Code:** Consult the above product code list.  
**Base:** Specify the color of the base, [see finishes p.09](#).  
**Doors 1** (shown above in White) and **Doors 2** (if applicable, shown above in Grey): Specify the color for doors 1 and 2, [see finishes p.09](#).  
**Shelf:** Option to add a shelf for all closed sections, (SHE) add \$83 for each shelf.

1 door	\$83
2 doors	\$166
3 doors	\$249

## With doors - 2 levels - 66" H.

Lockers with doors on 2 levels.

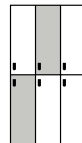
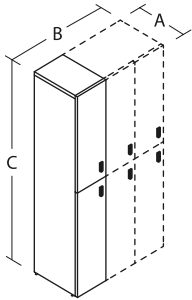
Back is recessed by  $\frac{5}{8}$ ", allowing the addition of a back tile to be ordered separately.

2 hooks included per locker. Noki lock included. Air grill for ventilation included on the door (not illustrated)

Option to add adjustable shelves in closed sections. (1 shelf will be added behind each door).

The shelf will be the same color as the base.

Inside dimensions are 12" x 10 ½" x 32 ½" for 14" deep and 16" x 10 ½" x 32 ½" for 18" deep.



Dimensions			Code	Prix	Spec.	
A	B	C		T.F.L.	Cu.Ft.	lb
<b>36" / LEFT</b>						
18	36	66	<b>S23DL183666</b>	3523	27.6	204
14 ¾	36	66	<b>S23DL143666</b>	3358	21.9	177
<b>24" / LEFT</b>						
18	24	66	<b>S22DL182466</b>	2526	18.4	143
14 ¾	24	66	<b>S22DL142466</b>	2944	14.6	124
<b>12" / LEFT</b>						
18	12	66	<b>S21DL181266</b>	1517	9.2	82
14 ¾	12	66	<b>S21DL141266</b>	1457	7.3	70
<b>36" / RIGHT</b>						
18	36	66	<b>S23DR183666</b>	3523	27.6	204
14 ¾	36	66	<b>S23DR143666</b>	3358	21.9	177
<b>24" / RIGHT</b>						
18	24	66	<b>S22DR182466</b>	2526	18.4	143
14 ¾	24	66	<b>S22DR142466</b>	2944	14.6	124
<b>12" / RIGHT</b>						
18	12	66	<b>S21DR181266</b>	1517	9.2	82
14 ¾	12	66	<b>S21DR141266</b>	1457	7.3	70

### SPECIFY

Code      Base      Doors 1      Doors 2      Shelf

LZ -  - H1 -  -  -  - LU -

### OPTION

**Code:** Consult the above product code list.

**Base:** Specify the color of the base, [see finishes p.10](#).

**Doors 1 (shown above in White) and Doors 2 (if applicable, shown above in Grey):** Specify the color for doors 1 and 2, [see finishes p.10](#).

**Shelf:** Option to add a shelf for all closed sections, (SHE) add \$83 for each shelf.

2 doors	\$166
4 doors	\$332
6 doors	\$498

## With doors - 3 levels - 66" H.

Lockers with doors on 3 levels.

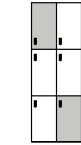
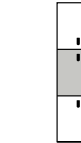
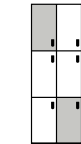
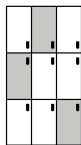
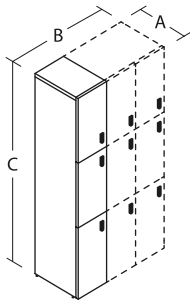
Back is recessed by 5/8", allowing the addition of a back tile to be ordered separately.

1 hook included per locker. Noki lock included. Air grill for ventilation included on the door (not illustrated)

Option to add adjustable shelves in closed sections. (1 shelf will be added behind each door).

The shelf will be the same color as the base.

Inside dimensions are 12" x 10 1/2" x 21" for 14" deep and 16" x 10 1/2" x 21" for 18" deep.



Dimensions			Code	Prix	Spec.	
A	B	C		T.F.L.	Cu.Ft.	lb
36" / LEFT						
18	36	66	S33DL183666	4404	27.6	215
14 3/8	36	66	S33DL143666	4267	21.9	186
24" / LEFT						
18	24	66	S32DL182466	3112	18.4	150
14 3/8	24	66	S32DL142466	3014	14.6	129
12" / LEFT						
18	12	66	S31DL181266	1808	9.2	86
14 3/8	12	66	S31DL141266	1748	7.3	73
36" / RIGHT						
18	36	66	S33DR183666	4404	27.6	215
14 3/8	36	66	S33DR143666	4267	21.9	186
24" / RIGHT						
18	24	66	S32DR182466	3112	18.4	150
14 3/8	24	66	S32DR142466	3014	14.6	129
12" / RIGHT						
18	12	66	S31DR181266	1808	9.2	86
14 3/8	12	66	S31DR141266	1748	7.3	73

### SPECIFY

Code      Base      Doors 1      Doors 2      Shelf

LZ -  - H1 -  -  -  - LU -

### OPTION

**Code:** Consult the above product code list.

**Base:** Specify the color of the base, [see finishes p.09](#).

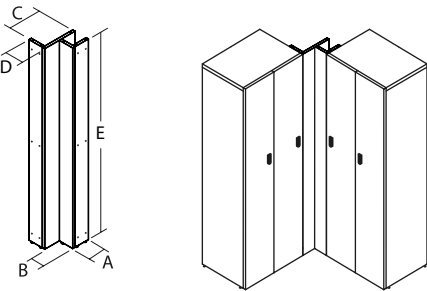
**Doors 1 (shown above in White) and Doors 2 (if applicable, shown above in Grey):** Specify the color for doors 1 and 2, [see finishes p.09](#).

**Shelf:** Option to add a shelf for all closed sections, (SHE) add \$83 for each shelf.

3 doors	\$249
6 doors	\$498
9 doors	\$747

Corner module - 66" H.

Corner finishing module for lockers 66" H.  
Reversible, one 5 1/2" fixed side and one side width-adjustable up to 12".  
The corner module can be used with lockers 14" or 18" deep.



Dimensions					Code	Price	Spec.	
A	B	C	D	E		T.F.L.	Cu.Ft.	lb
6 1/2	5 1/2	12 1/2	6 1/2	66	MC1266	1074	8.8	61

SPECIFY

Code                      Base

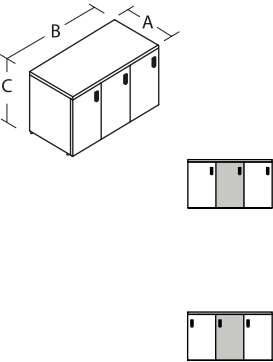
LZ -  - H1 -

**Code:** Consult the above product code list.  
**Base:** Specify the color of the base, [see finishes p.10](#).



With doors - 1 level - 24" H.

Lockers with doors on 1 level are the same height as the shared benching tables surfaces.  
Back is recessed by 5/8", allowing the addition of a back tile to be ordered separately.  
1 hook included per locker. Noki lock included. Air grill for ventilation included on the door (not illustrated)  
Option to add adjustable shelves in closed sections. (1 shelf will be added behind each door).  
The shelf will be the same color as the base.  
Inside dimensions are 12" x 10 1/2" x 24" for 48" wide lockers and 12" x 13 1/2" x 24" for 60" wide lockers.



			Price				
Dimensions			Code	L1	S1	Spec.	
A	B	C		T.F.L.	H.P.L.	FENIX	Cu.Ft. lb
LEFT							
14 1/2	60	24	S13DL146024	2293	2732	3143	15.1 123
14 1/2	48	24	S13DL144824	2192	2574	2903	12.1 104
RIGHT							
14 1/2	60	24	S13DR146024	2293	2732	3143	15.1 123
14 1/2	48	24	S13DR144824	2192	2574	2903	12.1 104

SPECIFY

OPTION

Code

Surface

Edge

Base

Doors 1

Doors 2

Shelf

LZ -  - L1 / S1 -  /  -  -  -  - LU -

Code:

L1 / S1:

Surface:

Edge:

Base:

Doors 1 (shown above in White) and Doors 2 (if applicable, shown above in Grey):

Shelf:

Consult the above product code list.

Specify the code identifying the type of finish for the surface (L1= T.F.L. 1", S1= H.P.L. 1").

Specify surface color, see finishes p.09.

Specify edge color, see finishes p.09.

Specify the color of the base, see finishes p.10.

Specify the color for doors 1 and 2, see finishes p.10.

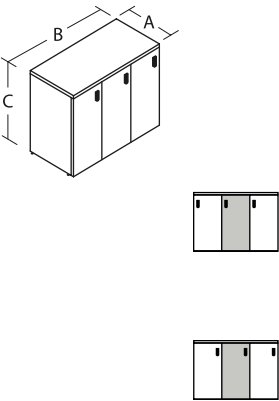
Option to add a shelf for all closed sections, (SHE) add \$83 for each shelf.

3 doors

\$249

With doors - 1 level - 42" H.

Lockers with doors on 1 level are the same height as the privacy panel on shared benching tables.  
Back is recessed by 5/8", allowing the addition of a back tile to be ordered separately.  
2 hooks included per locker. Noki lock included. Air grill for ventilation included on the door (not illustrated)  
Option to add adjustable shelves in closed sections. (1 shelf will be added behind each door).  
The shelf will be the same color as the base.  
Inside dimensions are 12" x 10 1/2" x 39" for 48" wide lockers and 12" x 13 1/2" x 39" for 60" wide lockers.



			Price					
Dimensions			Code	L1	S1	Spec.		
A	B	C		T.F.L.	H.P.L.	FENIX	Cu.Ft.	lb
LEFT								
14 1/2	60	42	S13DL146042	2569	3035	3447	22.9	172
14 1/2	48	42	S13DL144842	2442	2848	3177	18.3	147
RIGHT								
14 1/2	60	42	S13DR146042	2569	3035	3447	22.9	172
14 1/2	48	42	S13DR144842	2442	2848	3177	18.3	147

LOCKERS FOR SHARED  
BENCHING TABLES

SPECIFY

OPTION

Code

Surface

Edge

Base

Doors 1

Doors 2

Shelf

LZ -  - L1 / S1 -  /  -  -  -  - LU -

Code:

L1 / S1:

Surface:

Edge:

Base:

Doors 1 (shown above in White) and Doors 2 (if applicable, shown above in Grey):

Shelf:

Consult the above product code list.

Specify the code identifying the type of finish for the surface (L1= T.F.L. 1", S1= H.P.L. 1").

Specify surface color, see finishes p.09.

Specify edge color, see finishes p.10.

Specify the color of the base, see finishes p.10.

Specify the color for doors 1 and 2.

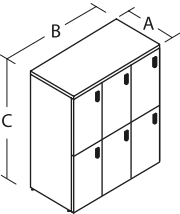
Option to add a shelf for all closed sections, (SHE) add \$83 for each shelf.

3 doors

\$249

With doors - 2 levels - 42" H.

Lockers with doors on 2 levels are the same height as the privacy panel on shared benching tables.  
Back is recessed by 5/8", allowing the addition of a back tile to be ordered separately.  
1 hook included per locker. Noki lock included. Air grill for ventilation included on the door (not illustrated)  
Option to add adjustable shelves in closed sections. (1 shelf will be added behind each door).  
The shelf will be the same color as the base.  
Inside dimensions are 12" x 10 1/2" x 19" for 48" wide lockers and 12" x 13 1/2" x 19" for 60" wide lockers.



			Price					
Dimensions			Code	L1	S1	Spec.		
A	B	C		T.F.L.	H.P.L.	FENIX	Cu.Ft.	lb
LEFT								
14 1/2	60	42	S23DL146042	3747	3305	4718	22.9	186
14 1/2	48	42	S23DL144842	3603	4098	4427	18.3	158
RIGHT								
14 1/2	60	42	S23DR146042	3747	3305	4718	22.9	186
14 1/2	48	42	S23DR144842	3603	4098	4427	18.3	158

LOCKERS FOR SHARED  
BENCHING TABLES

SPECIFY

OPTION

Code

Surface

Edge

Base

Doors 1

Doors 2

Shelf

LZ -  - L1 / S1 -  /  -  -  -  - LU -

Code:

L1 / S1:

Surface:

Edge:

Base:

Doors 1 (shown above in White) and Doors 2 (if applicable, shown above in Grey):

Shelf:

Consult the above product code list.

Specify the code identifying the type of finish for the surface (L1= T.F.L. 1", S1= H.P.L. 1").

Specify surface color, see finishes p.09.

Specify edge color, see finishes p.09.

Specify the color of the base, see finishes p.10.

Specify the color for doors 1 and 2, see finishes p.10.

Option to add a shelf for all closed sections, (SHE) add \$83 for each shelf.

6 doors

\$498

Hook

Metal hook to attach inside the lockers.  
Sold individually, silver finish.



Code		Price	Spec.	
			Cu.Ft.	lb
1 hook	AC-HKC	20	0.1	1

Anti-tip fastener

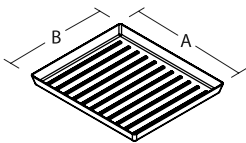
Metal bracket to prevent tilting, attaches to wall.  
Sold individually, black finish.  
Strongly advised to use with 72" H. lockers.



Code		Price	Spec.	
			Cu.Ft.	lb
1 fastener	AC-AAB	25	0.1	1

Boot tray

Boot tray to protect bottom of lockers.  
Black plastic finish.



Dimensions		Code	Price	Spec.	
A	B			Cu.Ft.	lb
12	10	AC-BB1210	78	0.2	1

Designing, manufacturing,  
advising, planning and supporting:  
that's the art that distinguishes  
our purpose at Artopex.

ARTOPEX  
Head Office  
[artopex.com](http://artopex.com)

800 Vadnais Street  
Granby, QC, Canada J2J 1A7  
T 1 800 378 0189