

This price guide is subject to a

**6% Price Increase**

on listed prices effective

**January 1, 2024**

abrc | natural

Product Map



2024 SA Ariba Sourcing Project : WS3472349042,  
Ariba Master Agreement CW2240515  
E60PQ-14003-022/PQ

Price Guide 2024

# Thank you for choosing BRC

Established in 1979 and incorporated in 1983, BRC Group has grown into a leader in the research, development and manufacturing of high quality ergonomic office furniture. BRC is a Canadian-owned private company with modern manufacturing facilities in Georgetown, Ontario, Canada.

BRC is a forerunner in blending environmental initiatives with the manufacturing of renewable and recyclable products. BRC uses materials and manufacturing processes which virtually eliminate Volatile Organic Chemical (VOC) emissions in the office environment. Raw materials are responsibly sourced, assuring that only the best and most sustainable components are converted to finished goods. BRC is committed to developing and offering the best-value products for the middle and higher end markets.

From OEM solutions to obscure designer requests to simply striving to be better, BRC provides creative and innovative customized solutions to complement any environment and use. Flexible manufacturing offers the ability for BRC to respond to client's special needs in addition to having standard catalogue solutions. A wide collection of textiles and laminate finishes allows companies and individuals to express their brand and culture through a unique signature look.

All furniture is designed and manufactured to meet or exceed ANSI-BIFMA standards. Standard construction uses a combination of 3/4" and 1" material with optional LPL & HPL tops and metal to metal commercial grade connections for solid enduring assembly. The newest edge banding technology, in which the edge tape is melted directly to the edge of the board, enables BRC to manufacture products with virtually invisible glue lines.

The BRC Team works hard to earn and keep your business - our success depends on it. If you have any questions or inquires, please contact us at [info@brc.group](mailto:info@brc.group) or toll free at 1-877-260-4309.

We appreciate your business and look forward to hearing from you.

## Warranty, Terms & Conditions

BRC is pleased to offer one of the most competitive warranties in the industry. All furniture products carry a 12 year limited structural warranty. BRC furniture panel and table electrical cabling carry a 3 year limited warranty. All moving user adjustable components carry a 5 year limited structural warranty. All other electrical or electronic elements of BRC furniture carry a 1 year limited warranty.

For full warranty details, terms and conditions, please visit [www.brc.group/warranty](http://www.brc.group/warranty)

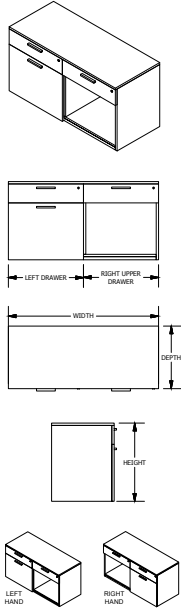
## Shipping Rates & Policies

Shipping costs are calculated based on net order value and destination. In many cases, the freight cost may be included in your order. For detailed information, visit our website at [www.brc.group/freight](http://www.brc.group/freight)



# Guidance & Ordering

PRODUCT NAME & DESCRIPTION: Low Credenza Lateral Box File & Box Open, Full Front  
 NOMINAL OR ACTUAL SIZE IN INCHES: NCDAZ  
 ALL PRICES IN LIST  
 PRODUCT CODE



OVERALL SIZE			LAMINATE	
WIDTH	DEPTH	HEIGHT	PRICE M1	PRICE H1
60"	20"	22.25"	1,393	1,594
66"	20"	22.25"	1,432	1,639
72"	20"	22.25"	1,471	1,683
60"	24"	22.25"	1,432	1,639
66"	24"	22.25"	1,471	1,683
72"	24"	22.25"	1,510	1,728
60"	30"	22.25"	1,471	1,639
66"	30"	22.25"	1,510	1,683
72"	30"	22.25"	1,549	1,728

LAMINATE OPTIONS (ACTUAL THICKNESS in/mm):  
 M1 - 1" THICK LPL (1.016"/25.8mm)  
 H1 - 1" THICK HPL (1.063"/27.0mm)

STORAGE SIZE OPTIONS		
OVERALL WIDTH	FILE DRAWER	FILE DRAWER
60"	24", 30", 36"	24", 30", 36"
66"	24", 30", 36", 42"	24", 30", 36", 42"
72"	30", 36", 72"	30", 36", 42"

ORDER CODE SAMPLE									
ITEM	WIDTH	DEPTH	HEIGHT	LEFT	RIGHT	LAMINATE	HAND	LOCK	OPTION
NCDAZ	W72	D24	H22.25	L36	R36	M1	L	LBB	CW

Features & Specifications

- 3/4" Thick LPL case construction with one inch of leveling
- File hanging bars and lock(s) included
- Laminate codes - M1: 1" LPL, H1: 1" HPL (top only)
- Specify handedness left 'L' or right 'R' when ordering

No Charge Options

- All standard laminate finishes available
- Specify lock option: BRC standard black 'LBB', silver 'LBS'

Optional Extra

- High pressure drawer fronts add code 'HF' and add \$207
- Counterweight add code 'CW' and add \$101

**!** SPECIAL NOTES

- This storage product must be secured or ganged to an additional support structure (eg: wall, adjacent cabinet).

1 PRODUCT MAP  
 2 TABLE OF CONTENTS  
 3 DESKS  
 4 TABLES  
 5 CREDENZAS  
 6 CORNER TABLES  
 7 PEDESTALS  
 8 HUTCHES & STORAGE  
 9 INTEGRATED CABINETS  
 10 FINISHES & MATERIALS  
 11 WWW.BRC.GROUP

HYPERLINK TO OTHER ITEMS WITHIN DOCUMENT

AVAILABLE STORAGE SIZES

USE THIS EXAMPLE AS A GUIDE TO ORDER. ENTER OPTION AS REQUIRED.

DESCRIPTION OF FEATURES AND INCLUDED ITEMS

OPTIONS AND FEATURES AVAILABLE AT NO EXTRA CHARGE

OPTIONS OR FEATURES AVAILABLE BUT AT ADDITIONAL CHARGE. ADD CODE WHERE APPLICABLE, AND ADDITIONAL PRICE TO TOTAL

PRODUCT	SIZE		LAMINATE OPTION	HANDED OPTION	LOCK OPTION	ADDITIONAL OPTIONS
NCDAZ	W72	D24	H22.25	L36	R36	M1 L LBB CW

DARKER GREY BOXES CONTAIN CODE DESCRIPTIONS

WHITE BOXES INDICATE EXTRA OPTIONS NOT MANDATORY FOR ORDERING. FOR DEFAULT OR NO OPTIONS, LEAVE BLANK

LIGHT GREY BOXES INDICATE MANDATORY SELECTION FOR ORDERING

ITALICS INDICATE PRODUCT OPTIONS

PURCHASE ORDER LINE ITEM FOR ABOVE: **NCDAZ W72 D24 H22.25 L36 R36 M1 L LBB CW**

# Technical Specifications

## General Construction

All BRC products have been designed using best practices based on ANSI/BIFMA standards. On products that contain box or file drawers, BRC advises full loading of the bottom drawer before loading any top drawer(s). Always load heavy files in the bottom drawer to prevent tipping. Pedestals, credenzas, storage units and hutches are shipped fully assembled. The following are general construction principles used on the Natural series product line:

- Standard casegoods construction is  $\frac{3}{4}$ " thick low pressure laminate (LPL).
- Box drawer handles are placed in the center of the drawer face.
- Door and drawer fronts may be available in  $\frac{3}{4}$ " high pressure laminate finishes. Most low pressure laminate finishes can be matched to high pressure laminate. Contact your BRC representative for a quote.
- Low pressure laminate (LPL) panels are finished both sides.
- Products are manufactured with matching  $3/32$ " (2.5mm), thermo-applied flat edging.
- Most parts are manufactured in a way that allows for replacement in the field.
- One pencil tray is included in every product with a box drawer.
- Box drawers have 100 lb. rated, steel ball bearing sliders with full extension. Lateral file drawers have 150lb rated sliders with 1" over travel.
- Storage units with two or more lateral file drawers have a standard inter-lock mechanism when ordered as stand-alone cabinetry. Interlock mechanisms assist with anti-tipping of a storage unit but do not provide 100% tip-free functionality.
- Counterweights are sold separately where applicable.
- A counterweight is required when specified in a freestanding application. Contact BRC for specific application details.
- Lateral file drawers accommodate letter and legal size files front to back or side to side.
- Product heights listed at 29" are typical heights with 1" top 'M1' or 'H1'.
- Hinged single or double door option is determined by size. Widths of 21" or less are single, hinged doors wider than 21" are double.
- Modesty panels are inset by 6" from the edge where 'Recessed Modesty' is specified.
- Modesty panels are available in full height, half height (12") and one quarter height (7").
- Grommets if required must be specified on all tables when ordering (GL, GC, GR). Multiple grommets can be specified on one table.
- All half gables include grommet pass through holes as standard. Gables are constructed of 1" thick LPL as standard.
- All products in the Natural Series use glass classified as 'clear glass'. Low iron or 'optically clear glass' may be available for an upcharge. Contact BRC sales for more details and pricing.

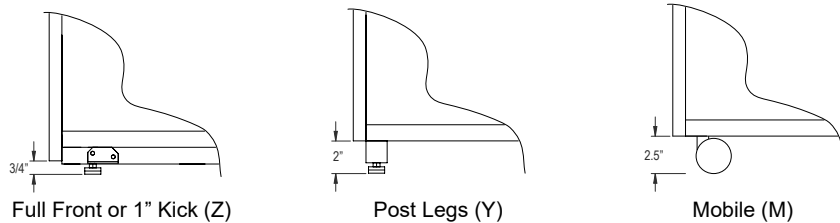
## Locks

BRC offers lock options in two finishes (black or silver). All BRC locks will be factory installed at no extra charge. They will be randomly keyed with cores installed unless the customer specifies a keyed alike option. All orders requiring keyed alike cores must be noted at the time of order, and the specific requirements clearly detailed on the order. There is no upcharge for keyed alike cores, however, they will not be installed in the lock barrels to facilitate easy key co-ordination in the field. BRC offers housing and core finishes in black and chrome with matching rosette.

Note: If key alike core numbers are specified, key numbers from 500-509 and 551-700 may be selected. Quantities of each key number must be specified on the order. Upon request, BRC will provide a lock summary to assist with this process.

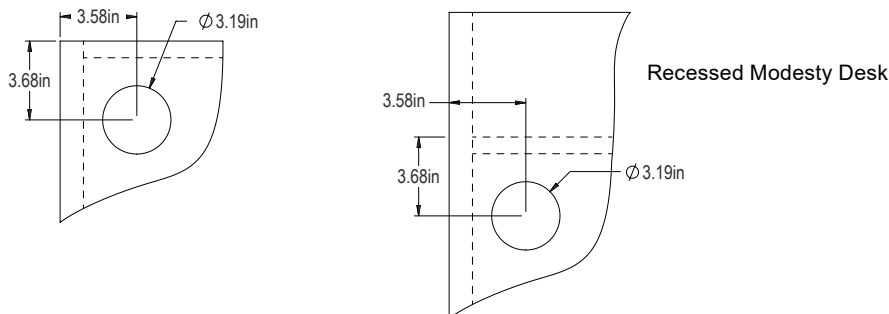
## Cabinet Base Detail

Most storage items are available with four standard base styles and where applicable, the last letter of the product code indicates which base style:



## Grommet Location

Grommets are optional in Natural Series. When specified, grommets are located 3.58" from the side and 3.68" from the back. On recessed modesty applications, the grommet is located on the users side of the modesty as shown below.



# Frequently Used Codes & Terms

## Laminates

Most laminates are available in matching low pressure (LPL) and high pressure (HPL) finishes in 1.00" thick material. Consult BRC's current finish line up for specific details on availability at [www.brc.group/materials](http://www.brc.group/materials). When specifying laminate top finish codes, the code applies to the worksurface or top of product only. These codes are:

*M3* - Indicates 0.75" thick LPL laminate

*M1* - Indicates 1.00" thick LPL laminate

*H1* - Indicates 1.00" thick HPL (actual thickness is 1.063")

Certain products are available with high pressure (HPL) door or drawer fronts and provide additional durability. This option is at extra cost and is designated by the code:

*HF* - Indicates 1.00" thick LPL laminate

## Modesty Panels

Modesty panels are available in four sizes depending on the product. Consult each individual product page for availability. Product order codes for modesty panels are:

*QM* - Quarter (7" high) modesty panel (additional charges may apply)

*TM* - Half (12" high) modesty panel

*SM* - Three quarter (20" high) modesty panel

*FM* - Full modesty panel (full height of product)

## Grommets

Grommets are available on all desks and tables at additional cost. Grommet holes will be cut and a 3" (nominal) plastic grommet provided when specified in the order code. Multiple grommets can be specified in one table if required. Plastic grommets are also available separately and can be field installed. If grommets are required at time of order, the following codes should be added:

*GL* - Grommet installed on left hand user side, 91mm/3.58" from left edge and 93.5mm/3.68" from back edge

*GC* - Grommet installed in the center, 93.5mm/3.68" from back edge

*GR* - Grommet installed on right hand user side, 91mm/3.58" from right edge and 93.5mm/3.68" from back edge

## Locks

Locks are available for most closed drawer and door applications. Consult each individual product page for availability. In Natural Series, two lock finish options are offered, black or silver. The codes used for these options are:

*LBB* - Standard BRC CL lock and core in black finish

*LBS* - Standard BRC CL lock and core in silver finish

*LBB-P* - Standard BRC CL push lock and core in black finish

*LBS-P* - Standard BRC CL push lock and core in silver finish

## File drawers

BRC uses common industry abbreviations to denote file drawers. The codes used for these are:

*PBBF* - Pencil box box file drawers

*BBF* - Box box file drawers

*FF* - File file drawers

## Other Codes

Other codes used throughout this price guide are:

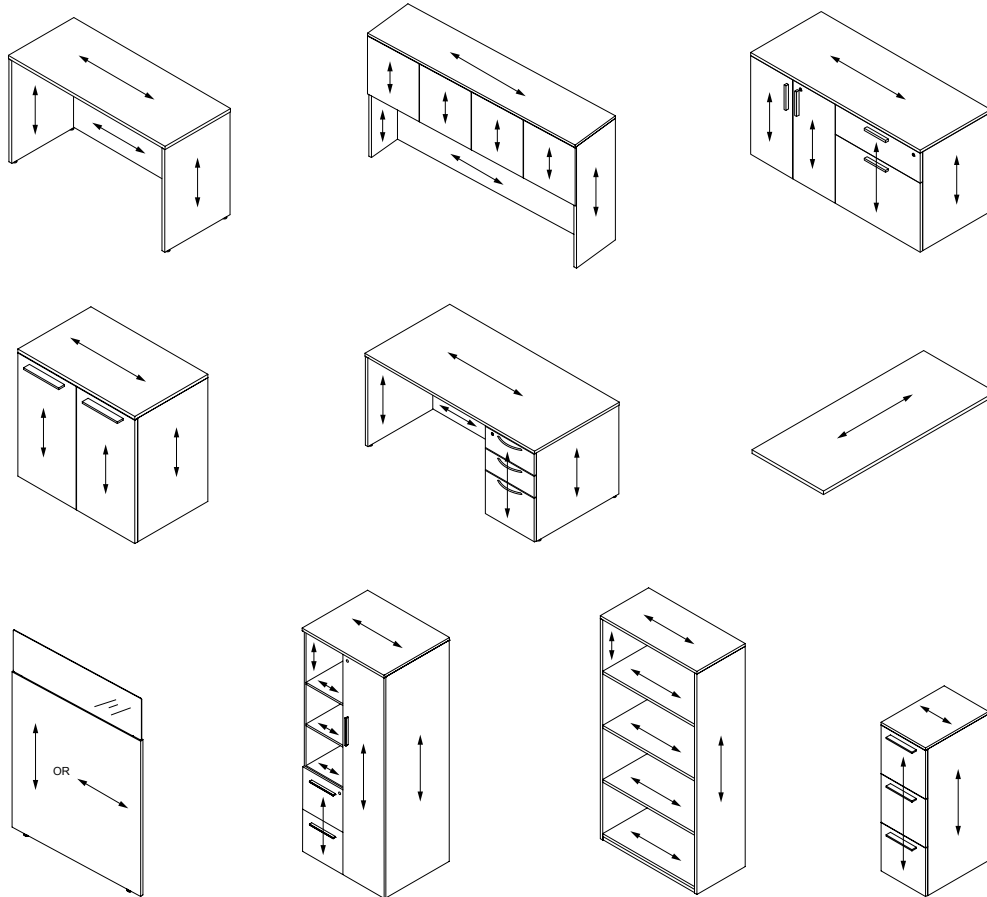
*CW* - Indicates counterweight option. Additional charges apply where applicable

*CW2* - Indicates two counterweight option. Additional charges apply where applicable

# Woodgrain Laminate Direction

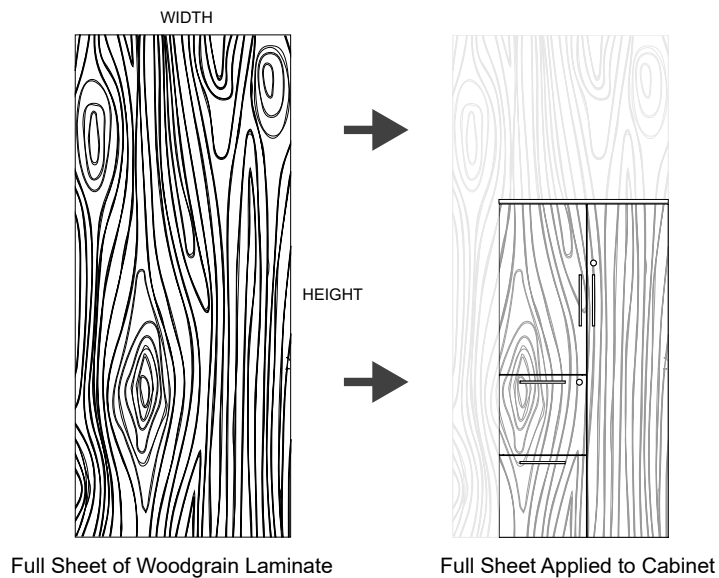
The following information can be used to identify woodgrain direction on various standard furniture items. In general, the direction can be limited by the size of the laminate sheet. Custom sizes follow the standard but due to size limitations, the woodgrain direction may change. Check with BRC to confirm woodgrain direction on your custom product before order.

## Woodgrain Direction Typical Examples



## Woodgrain Pattern Typical Lay Up

On cabinets with multiple drawers and doors, the entire sheet of woodgrain laminate is cut and applied in such a way that the grains will align (see image at right). If the width of the raw sheet exceeds the width of the cabinet, every effort is made to coordinate the additional sheets so that the grain patterns will be similar.

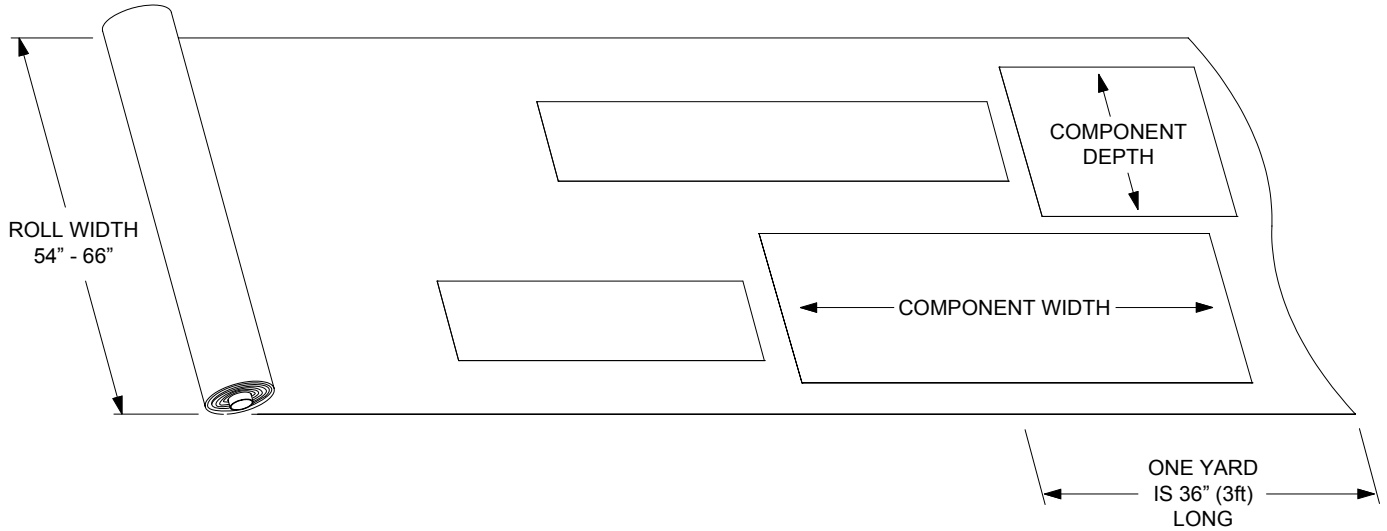


# Fabric Specifications

The following information details the way fabric is applied and COM yardage requirements.

## Standard BRC Fabric

BRC offers non directional fabric as standard. The fabric is cut in either direction to acheive the best yield. Customer's Own Material is considered a grade 0 fabric, BRC offers three additional grades as detailed below.



## Customer's Own Material (COM) Fabric - Grade 0

Due to the variation in textile patterns, roll sizes and fabric types, BRC handles each COM on a per order basis. This ensures that the minimum amount of fabric is ordered, and in turn the minimum amount of waste from offcuts is generated. Please use the chart below as a rough guide to calculate approximate use on non-directional fabrics:

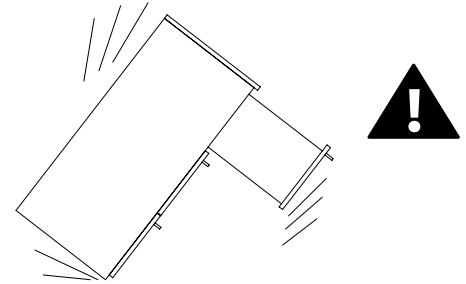
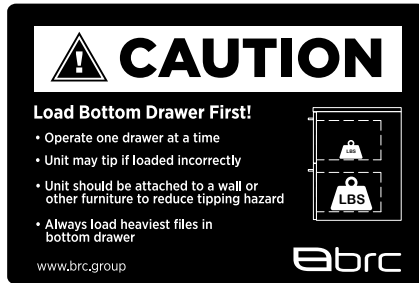
FABRIC USE PER YARD	
CUSHION SIZE W x D (1" & 2" THICK)	NUMBER OF YARDS REQUIRED
15.75" x 18", 20", 22", 24"	1 YARD
30" x 18"	1.25 YARDS
36" x 18.75"	1.5 YARDS
42" x 20"	1.5 YARDS
TACKBOARD WIDTH (48" HEIGHT & BELOW)	NUMBER OF YARDS REQUIRED
24", 30", 36", 42", 48"	1 YARD
54", 60"	1.25 YARDS
66", 72"	1.5 YARDS
78", 84", 96"	2 YARDS

# File Drawers

## Load Considerations

Filing drawers can be one of the most convenient storage items in the office environment. Careful consideration must be paid to how the drawers are loaded, how much load and when to secure the cabinet to an additional support structure. File drawers must always be loaded from the bottom first. This puts the center of gravity lower and reduces the tipping hazard. Depending on application, cabinets should be secured to adjacent cabinets, a wall or another support structure for additional assurance. All drawer cabinets can be susceptible to tipping so careful planning is essential for prevention. Contact your BRC representative for more information.

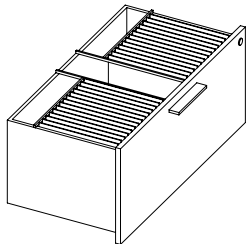
Look for this warning label placed inside all file drawers manufactured by BRC



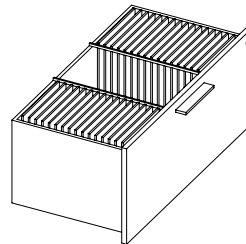
## Capacity & Filing Options

BRC File drawers can accommodate letter and legal hanging file folders. Standard size file drawers in 30", 36" & 42" widths include two side to side hanging bars and two front to back hanging bars (24" wide drawers include only one of each). The side to side hanging bar can be positioned to fit letter and legal files. The front to back hanging bars can be positioned to accommodate two rows front to back of letter and legal depending on drawer width. Pedestal file drawers include one side to side hanging bar that can be positioned to accommodate letter and legal side to side. Pedestal file drawers can accommodate letter only front to back.

STANDARD SIZE FILE DRAWER CAPACITY			
NOMINAL WIDTH	INTERIOR WIDTH	INTERIOR DEPTH	MAXIMUM LOAD (LBS)*
24"	20.4"	15.14"	55
30"	26.4"	15.14"	72
36"	32.4"	15.14"	90

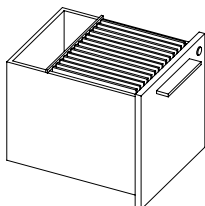


FILE RAILS ACCOMMODATE LEGAL SIDE TO SIDE; FILE BARS CAN BE USED TO ACCOMMODATE LETTER SIDE TO SIDE

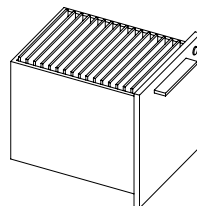


FRONT TO BACK BARS POSITIONED TO ACCOMMODATE LETTER OR LEGAL

PEDESTAL FILE DRAWER CAPACITY			
NOMINAL WIDTH	INTERIOR WIDTH	INTERIOR DEPTH	MAXIMUM LOAD (LBS)*
15.75"	11.9"	15.14"	33



FILE RAILS ACCOMMODATE LEGAL SIDE TO SIDE; FILE BAR CAN BE USED TO ACCOMMODATE LETTER SIDE TO SIDE



FRONT TO BACK ACCOMMODATES LETTER ONLY

\*Loads are expressed as weight rating for filing, not bottom loading

# Counterweights

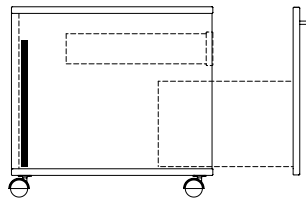
## Product Safety

All of BRC's storage products that contain box drawers and file drawers include full extension drawer slides. This presents a unique challenge as the further a drawer is extended, the further away the center of gravity is from the main body of the product. Depending on the load, the storage product may tip over. There are several ways to prevent this from happening and BRC recommends the following solutions be considered depending on the installation. For more information on your specific layout, contact your BRC representative for advice.

## Counterweights

Counterweights are designed to help balance a load in a drawer or several drawers. Depending on the size of the storage product and the load it intends to carry, a counterweight may be the best option. For smaller cabinets, freestanding or mobile, BRC recommends using a counterweight to prevent the product from tipping over. Some of BRC's mobile storage options already include a 5th wheel caster in the front of the drawer which prevents tip over. In this case, the counterweight will not be listed as an option on the individual product page.

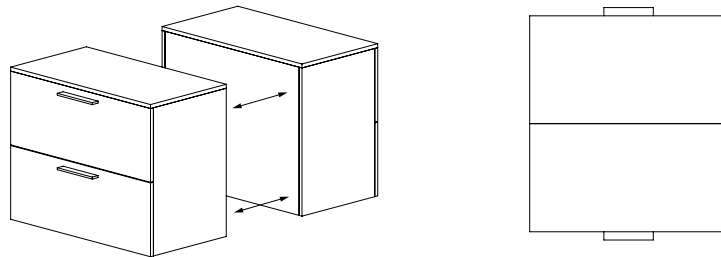
Counterweight located  
in back of cabinet (shown)  
or underneath cabinet



## Ganging

When cabinets are installed in a long run or back to back, ganging them together may be the most cost effective solution. When installing, the drawers can be removed to gain access to the inside back or side gable of the product. After leveling the cabinet layout, by simply using self tapping wood screws with or without pilot holes, items can be ganged together.

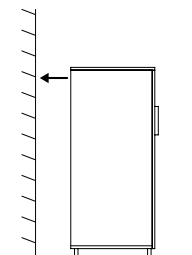
Ganging cabinets back to back  
or side to side provides a cost  
effective solution



## Wall Mounting

Where applicable, wall mounting can provide a cost effective solution to using a counterweight and provide greater tip over protection. For taller cabinets, bookcases and lockers BRC recommends wall mounting to provide a secure and safe environment. Ensure the wall structure contains wood studs or a wood backing. Attaching to metal studs alone is not recommended. Remove the drawers to gain access to the inside back or side gable of the product. After leveling the cabinet, simply use self tapping wood screws with or without pilot holes and secure the cabinet to the wall. Replace the drawers to complete installation.

Wall mounting all tall storage  
cabinets, bookcases and lockers  
is recommended




## Wall Mounted Products

Wall mounted items require special consideration before installation. Any product attached to the wall, especially overhead mounted items, must be anchored and secured to the wall to ensure safety and stability. BRC provides the following guidelines & warnings when using wall mounted products:

- This product must be anchored to wall to ensure stability & safety.
- It is the owner and installers responsibility to ensure that the wall type and construction is of sufficient strength to carry the loads of any wall mounted products and their contents.
- Failure of the wall and anchors to support all imposed loads may result in property damage or personal injury.
- BRC can provide size and empty weight of its products only. As wall blocking is considered a building construction process, BRC cannot provide recommendations in this respect and cannot be responsible for damage or injury that may occur as a result of improper installation and/or blocking.

Look for this warning label on all wall mounted BRC products



## Mobile Product Instability

Mobile items on casters such as flip top, personal and movable tables of any type and storage items of any type may present an instability hazard if not secured correctly while in use or in storage. Flip top tables or training tables of any type, are inherently more unstable when folded. BRC provides the following guidelines & warnings when using mobile products:

- Lock casters immediately after moving. Do not leave the casters unlocked when in use or in storage.
- Motion may increase the instability of any item with casters. If the wheels hit an obstruction the table's forward momentum often causes overturn, especially if the item is not equipped with wheel extensions. Exercise strong caution while moving these items.
- Use caution when abrupt level changes in the floor are present (such as a doorway or room threshold) as caster failure or tipping may result.
- Do not stand, sit or lean on mobile items for support. They are not intended for this use and personal injury or property damage may result.
- Mobile units that feature height adjustable elements must be lowered to the minimum compressed height when moving to prevent instability. It is also recommended the user remove all computer equipment or other accessories to prevent possible weight imbalance or damage to equipment.
- Failure to follow the guidelines above may result in property damage or personal injury.

Look for this warning label on all mobile BRC products



# Cleaning & Maintenance

## BEST PRACTICES

To keep your furniture products looking their best, BRC recommends the following general care and maintenance:

### Low Pressure (LPL) LAMINATES Cleaning:

Dust laminated surfaces off prior to cleaning. Wet a damp cloth with water, a mild soap or one of our approved cleaning products. Do not use abrasive cleaners as they may scratch or affect the surface appearance. Wipe the surface with the grain (where applicable) using a dry soft cloth.

Approved cleaning products: Glass Plus®, Dawn®, Pledge®, Mr. Clean®, Windex®,

For disinfecting surfaces use products such as: LYSOL®, VIREX®, PURELL®, VIROX®

After use of the above disinfectants ensure that the surfaces are wiped with a damp cloth to remove any product residue.

Take note that any product with Hydrochloric, Sulfuric, or Phosphoric acid may permanently damage the surface. Abrasive elements and excessively acidic or alkaline solutions should be avoided. Prolonged exposure to wet surfaces and/or direct contact with water should be avoided.

### High Pressure (HPL) LAMINATES Cleaning:

Dust laminated surfaces off prior to cleaning. Wet a damp cloth with water, a mild soap or one of our approved cleaning products. Do not use abrasive cleaners as they may scratch or affect the surface appearance. Wipe the surface with the grain (where applicable) using a dry soft cloth.

Approved cleaning products: Glass Plus®, Dawn®, Pledge®, Mr. Clean®, Windex®,

For disinfecting surfaces use products such as: LYSOL®, VIREX®, PURELL®, VIROX®, Fantastik®, multi-surface disinfectant, Clorox® Disinfecting Wipes, Caviwipes™, Cavicide™

After use of the above disinfectants ensure that the surfaces are wiped with a damp cloth to remove any product residue.

Take note that any product with Hydrochloric, Sulfuric, or Phosphoric acid may permanently damage the surface. Abrasive elements and excessively acidic or alkaline solutions should be avoided. Prolonged exposure to wet surfaces and/or direct contact with water should be avoided.

### Acrylic Tiles And Panels:

Dust regularly to keep surfaces free of dust particles. Clean any dirt or stain with a damp cloth. Do not use chemical cleaners or window cleaners as it may alter or permanently affect the surface appearance.

### Tempered & Laminated Glass:

Dust regularly to keep surfaces free of dust particles. Clean any dirt or stain with a damp cloth. Do not use chemical cleaners or window cleaners as it may alter or permanently affect the surface appearance.

### Edge Trim:

To remove minor scuff marks and general dirt from bases and connectors, use warm water and a soft cloth. Do not use harsh abrasive cleaners, as they may cause permanent scratches on the surface.

### Painted Metals:

Clean these products, use a damp cloth, using only a small amount of lukewarm water if necessary. Abrasive elements and excessively acidic or alkaline solutions should be avoided. Prolonged exposure to wet surfaces and/or direct contact with water should be avoided.

### Standard Fabrics:

Standard Care Label W-S. Clean with water based cleaning agents, foam or pure, water free solvents. Vacuuming or light brushing is recommended to prevent dust and soil buildup.

### Bleach Cleanable Fabrics:

Bleach is an effective disinfectant, which means it kills most bacteria, fungi and viruses. When fabrics need to be disinfected or sterilized, use a 1:10 household bleach-to-water solution.



Do not saturate or soak furniture with cleaner



Use spray or damp cloth only



Wipe with damp cloth using fresh water after cleaning

# Custom Sizing

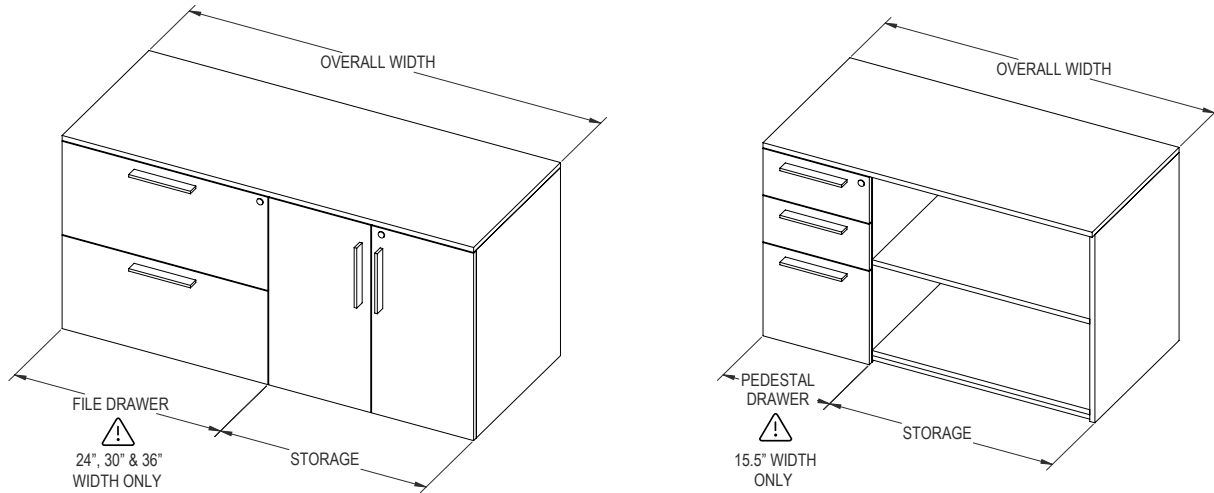
BRC has built a reputation on custom tailored product based on our standard offering. Many sizes not listed in the Natural catalog can still be ordered without requesting a custom quote. The next two pages are meant as a guide to enable users to specify and order a custom size right from the price guide. Follow the guidelines below for specifying and ordering sizes that are not listed in this guide.

## Pedestal & File Drawer Restrictions

Pedestal drawers in box/box/file, file/file, box/file and pencil/box/file have a width restriction of 15.75" wide. This means that as the overall cabinet width changes, the pedestal drawer width remains constant. In all size variations, the width of the pedestal drawers will be 15.75".

File drawers are available in three widths only: 24", 30" and 36". As the overall cabinet width changes, the file drawer width will remain at either 24", 30" or 36" as specified by the purchaser in the product code. In all size variations, the file drawers will remain at these widths.

Adjacent open storage and closed door storage will accommodate all sizes within the minimum and maximum listed in the price guide.

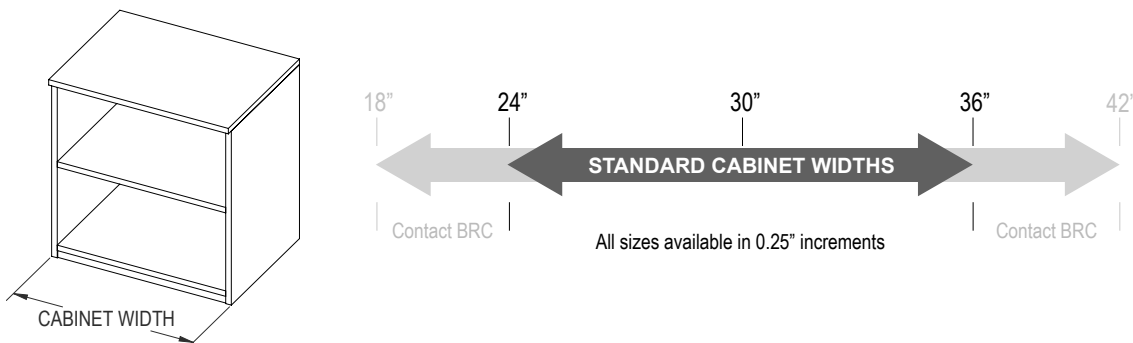


## Custom Size Availability

Most products can be ordered in 0.25" (1/4") increments in either width, depth or height depending on the sizes listed in the price guide. Custom increments are available between the minimum and maximum sizes listed on the price page (taking into account the pedestal and file drawer restrictions listed above). For instance, in the example below, an open cabinet that has a minimum width of 24" and a maximum width of 36" is available in any size in between the minimum and maximum, for example, 27.25" wide or 35.75" wide.

The example details width only but custom size availability applies to depth and height as well. If applicable, all variables (width, depth & height) can be customized together in one product. For example, the below item could be ordered with a custom width, depth and height.

Custom sizes outside of the listed minimum and maximum may still be available but require a quote from BRC. Please contact your representative or send your inquiry to [quotes@brc.group](mailto:quotes@brc.group).



## Next Size Up Pricing

Whenever specifying a custom size, use the pricing applicable to the next size up listed in the price guide. For instance, if you need a 25.5" depth and a 24" depth is \$300 and a 30" depth at \$400 as listed in the price guide, for a 28.5" depth you would use the \$400 price.

For more information on next size up pricing, please contact your representative or send your inquiry to [quotes@brc.group](mailto:quotes@brc.group).

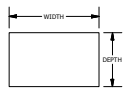
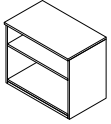
# Custom Sizing

## Order Sample Code

Ordering custom sizes is as easy as placing the size you want in the ordering code and adding an "SP-" prefix to the code. The example below shows how an open storage product can be customized and ordered. NLOSZ Open storage product is available in widths from 18" - 36", depths from 18.75" - 30" but only available in 22.25" height. In the order code for a custom size, "NLOSZ" becomes "SP-NLOSZ".

Low Open Storage with Top, 1" Kick

NLOSZ



OVERALL SIZE				
WIDTH	DEPTH	HEIGHT	PRICE M1	PRICE H1
18"	18.75"	22.25"	610	671
24"	18.75"	22.25"	610	671
30"	18.75"	22.25"	626	689
36"	18.75"	22.25"	642	706
18"	24"	22.25"	642	706
24"	24"	22.25"	642	706
30"	24"	22.25"	658	724
36"	24"	22.25"	674	742
18"	30"	22.25"	642	706
24"	30"	22.25"	642	706
30"	30"	22.25"	674	742
36"	30"	22.25"	691	760

ORDER CODE SAMPLE				
ITEM CODE	WIDTH	DEPTH	HEIGHT	LAMINATE
NLOSZ	W36	D18.75	H22.25	M1

Features & Specifications

- Includes one shelf
- Shelf has 6" of adjustability
- One inch of leveling
- 3/4" LPL Construction
- Laminate codes - M1: 1" LPL
- Laminate codes - H1: 1" HPL

No Charge Options

- All standard laminates available

**NOTE:**  
THIS PAGE USES PRODUCT NLOSZ AS AN EXAMPLE ONLY. OTHER PRODUCTS WILL HAVE DIFFERENT SIZE VARIATIONS DEPENDING ON THE MINIMUM AND MAXIMUM SIZES LISTED. CONSULT EACH PRODUCT PAGE FOR DETAILS ON ITS CUSTOM SIZE AVAILABILITY.

HEIGHTS AVAILABLE IN 22.25" ONLY

DEPTHS AVAILABLE FROM 18.75" TO 30" ONLY

WIDTHS AVAILABLE FROM 18" TO 36" ONLY

ORDER CODE SAMPLE FOR STANDARD SIZES

ORDER CODE SAMPLE FOR CUSTOM SIZES

ORDER CODE SAMPLE - CUSTOM SIZE				
ITEM CODE	WIDTH	DEPTH	HEIGHT	LAMINATE
SP-NLOSZ	W31.5	D21	H22.25	M1

NEXT SIZE UP PRICE:  
\$ 674

ADD "SP-" BEFORE STANDARD CODE

AVAILABLE IN WIDTHS FROM 18" TO 36"

AVAILABLE IN DEPTHS FROM 18.75" TO 30"

AVAILABLE IN 22.25" HEIGHT ONLY

# Contents

Welcome	2
Guidance and Ordering	3
Technical Specifications	4
Frequently Used Codes & Terms	5
Woodgrain Laminate Direction	6
Fabric Specifications	7
File Drawers	8
Counterweights	9
Cleaning and Maintenance	10
Custom Sizing	11
Custom Sizing Continued	12
Contents	13
Product Map Page 1	14
Product Map Page 2	15
Product Map Page 3	16
Product Map Page 4	17
Product Pages	18

1

2

3

4

PRODUCT MAP PAGE:

TABLE OF CONTENTS

www Price Guides

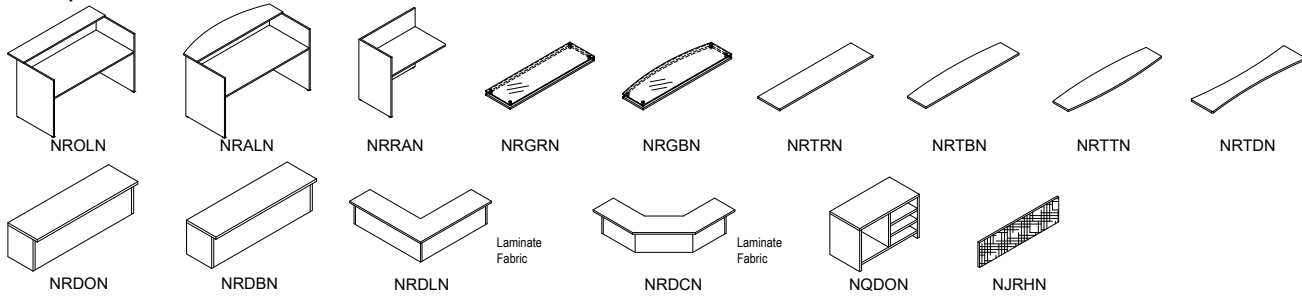
www Finishes & Materials

www.brc.group

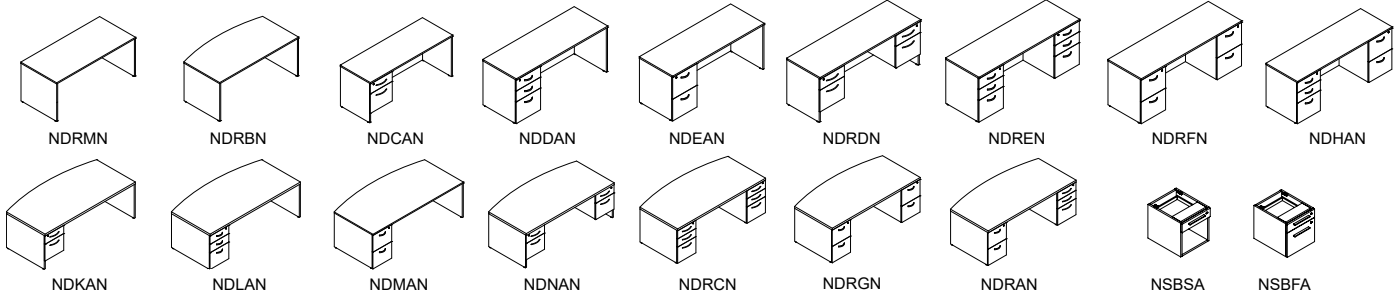


# Product Map

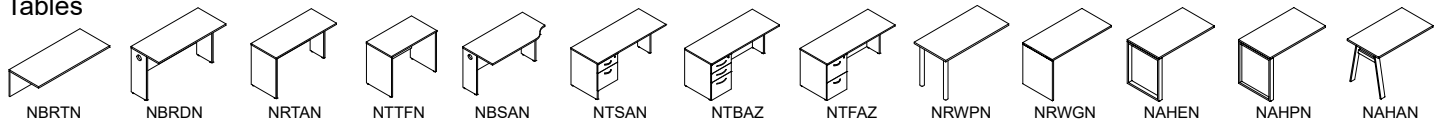
## Reception



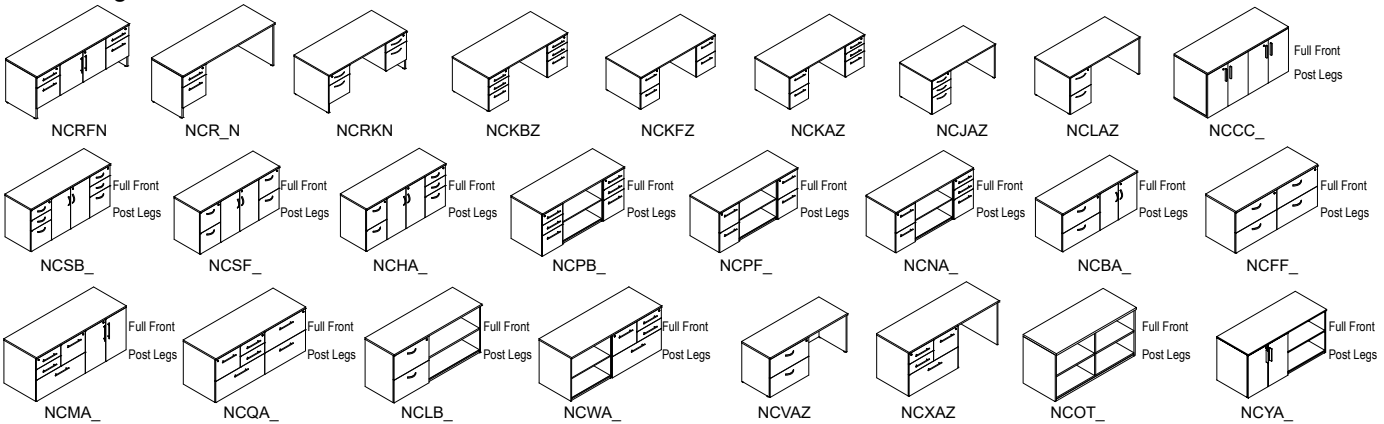
## Desks



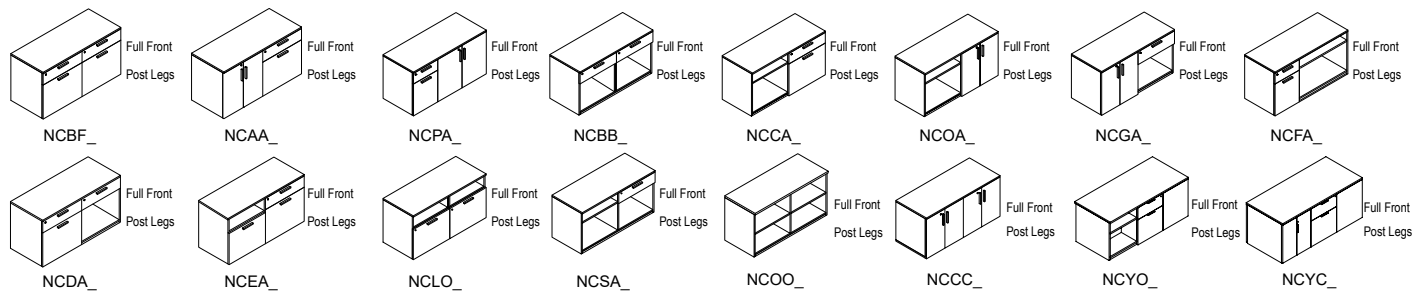
## Tables



## Desk Height Credenzas



## Low Credenzas

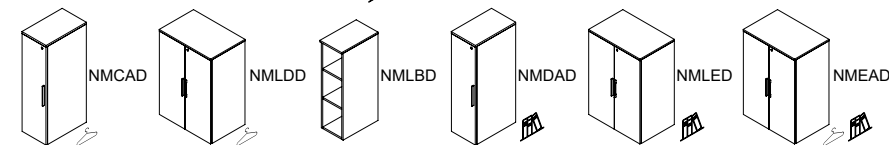
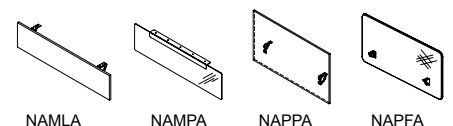


## Low Storage Add-ons

Indicates shelves

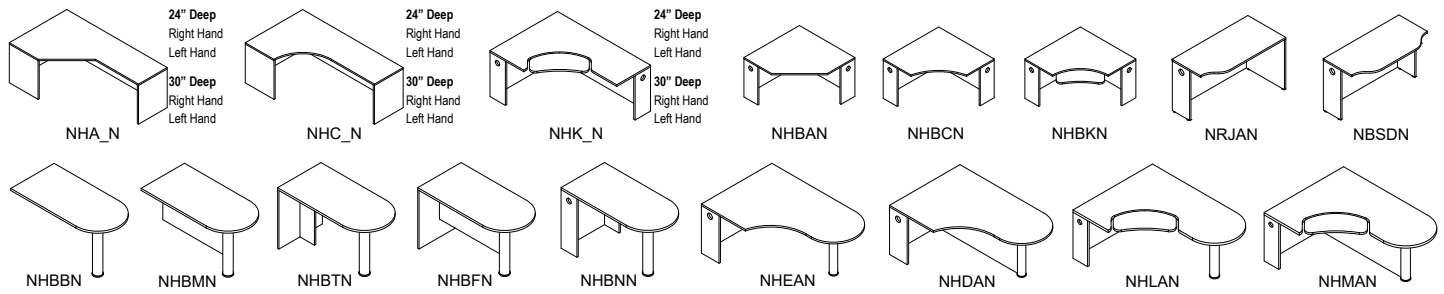
Indicates wardrobe

## Modesty Panels




# Product Map

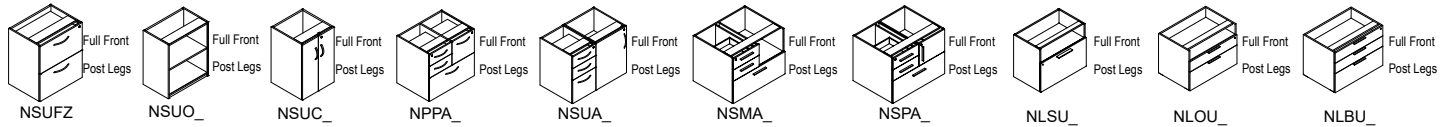
## Tables



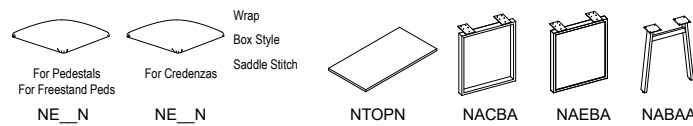
## Mobile Pedestals



## Undermount Pedestals

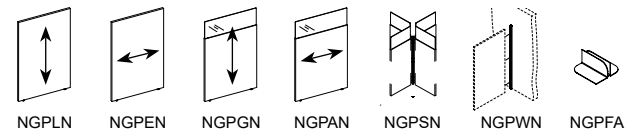


## Accessories

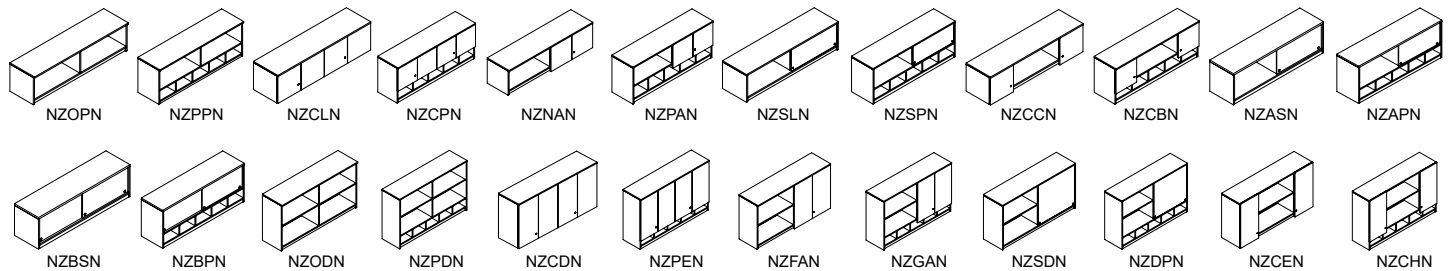


## Gallery Panels

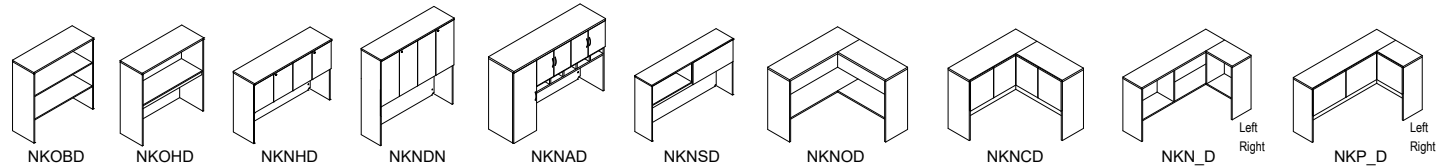
INTRODUCTION APPLICATION



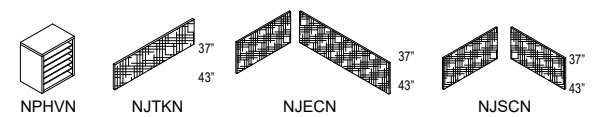
## Wall Mounted Storage



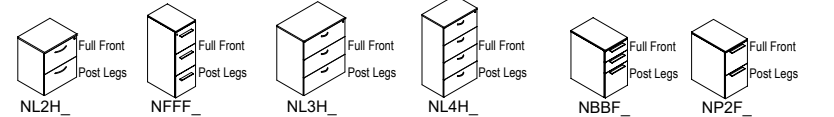
## Desk Hutches



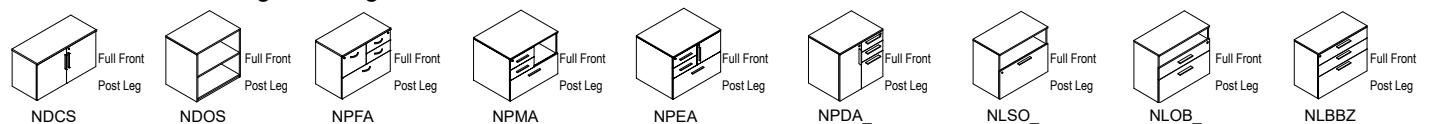
## Filing



## Standalone Pedestals

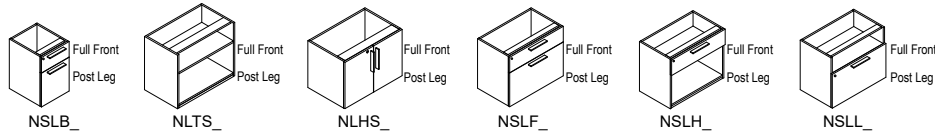


## Standalone Desk Height Storage

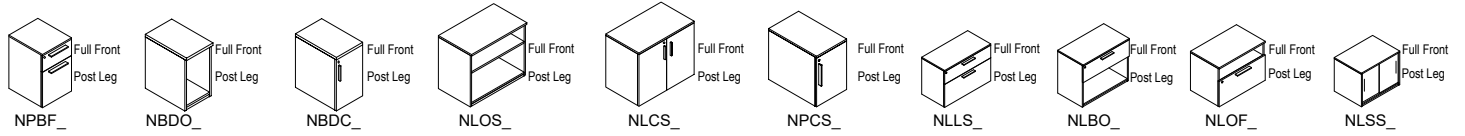


# Product Map

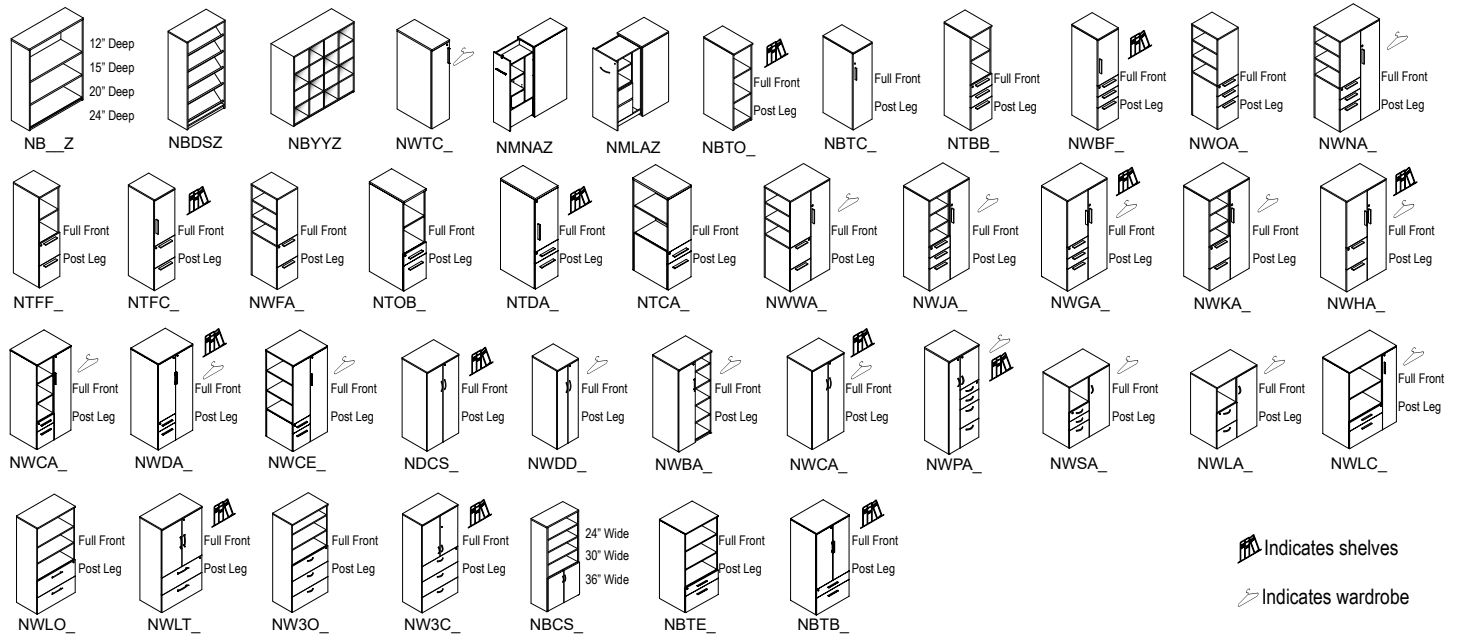
## Low Storage, No Top



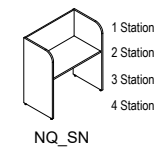
## Low Storage



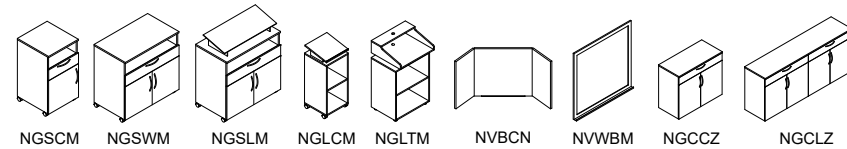
## Tall Storage



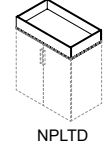
## Study Carrels APPLICATION



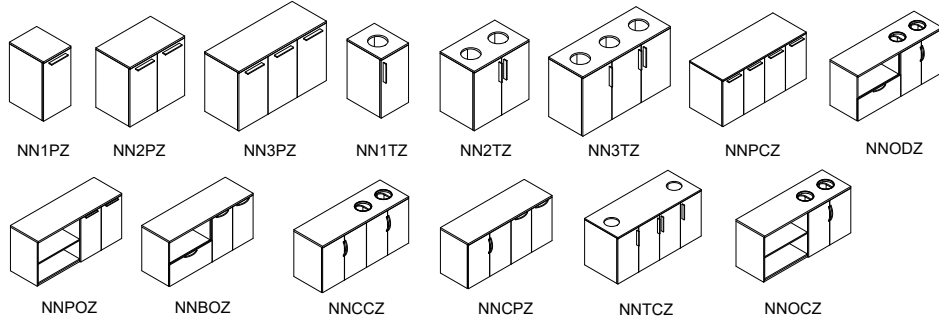
## Conference



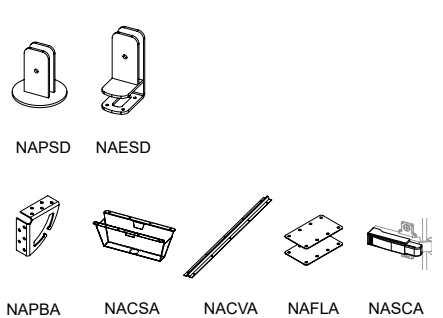
## Planter Top



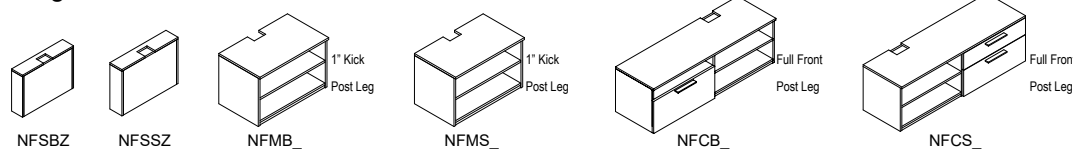
## Waste Cabinets



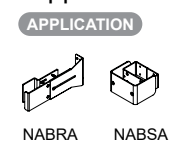
## Accessories



## Integrated Credenzas APPLICATION



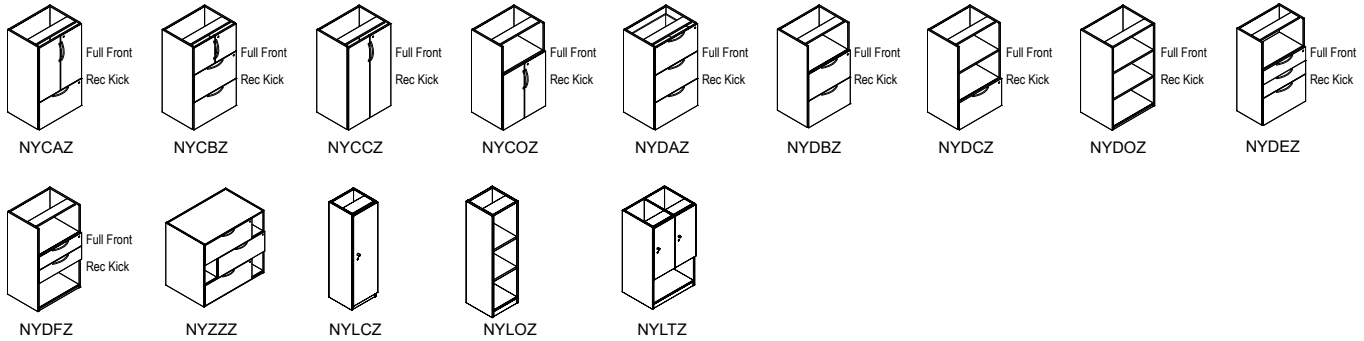
## Support Brackets APPLICATION



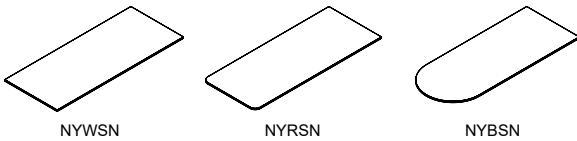
# Product Map

## Islands

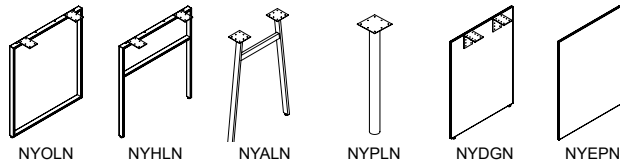
APPLICATION



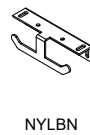
## Island Worksurfaces



## Island Table Bases



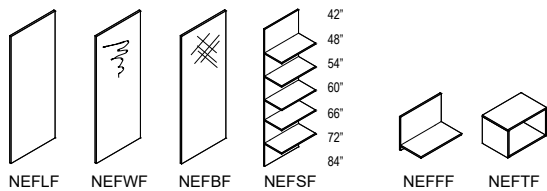
## Island Table Accessories



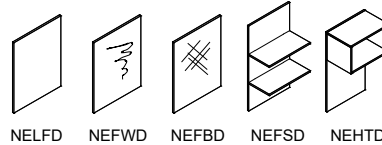
## Elements

APPLICATION

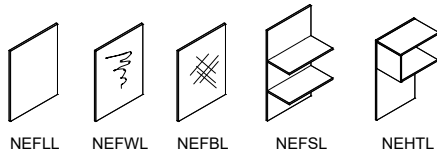
### Free Panels

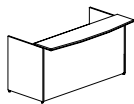
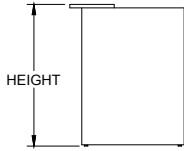
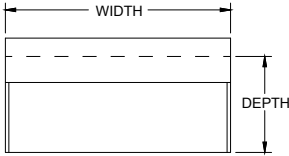

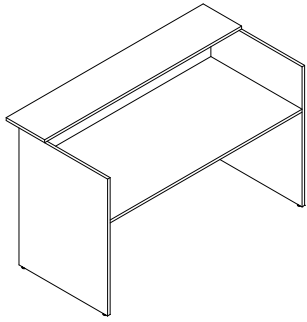


### Desk Panels

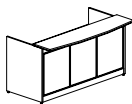


### Low Panels





STANDARD FRONT 'SF'



CLASSIC FRONT 'CF'

Features & Specifications

No Charge Options

Optional Extra

OVERALL SIZE			LAMINATE	
WIDTH	DEPTH	HEIGHT	PRICE M1	PRICE H1
60"	30"	42"	1,422	1,612
66"	30"	42"	1,471	1,659
72"	30"	42"	1,519	1,708
78"	30"	42"	1,803	1,992
84"	30"	42"	2,132	2,320
96"	30"	42"	2,485	2,700

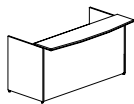
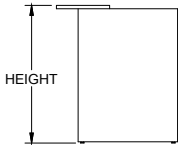
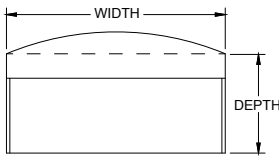

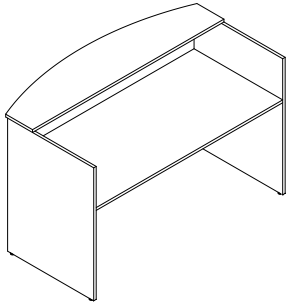


ORDER CODE SAMPLE					
ITEM CODE	WIDTH	DEPTH	HEIGHT	LAMINATE	OPTION
NROLN	W60	D30	H42	M1	SF

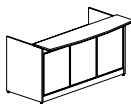
- 1" thick LPL gables and 3/4" thick LPL modesty with 1" leveling
- Transaction top is 14" deep with a 6" front overhang
- Worksurface height is 29"
- Laminate codes - M1: 1" LPL, H1: 1" HPL (worksurface only)

- All standard laminates available
- Standard Front 'SF'

- Classic Front 'CF' add \$481
- 3" Grommet (AG30A) add code(s) 'GL', 'GC' and/or 'GR', add \$76 per grommet



STANDARD FRONT 'SF'



CLASSIC FRONT 'CF'

Features & Specifications

No Charge Options

Optional Extra

OVERALL SIZE			LAMINATE	
WIDTH	DEPTH	HEIGHT	PRICE M1	PRICE H1
60"	30"	42"	1,564	1,801
66"	30"	42"	1,614	1,848
72"	30"	42"	1,660	1,899
78"	30"	42"	1,944	2,182
84"	30"	42"	2,273	2,510
96"	30"	42"	2,645	2,914



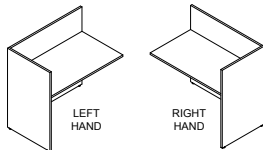
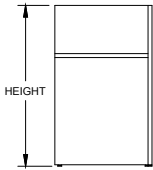
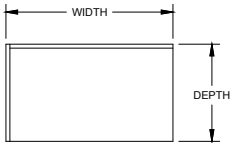
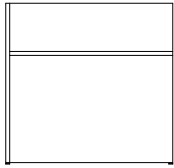
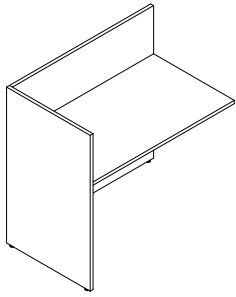
ORDER CODE SAMPLE					
ITEM CODE	WIDTH	DEPTH	HEIGHT	LAMINATE	OPTION
NRALN	W60	D30	H42	M1	SF

- 1" thick LPL gables and 3/4" thick LPL modesty with 1" leveling
- Transaction top is 14" deep with a 6" front overhang
- Worksurface height is 29"
- Laminate codes - M1: 1" LPL, H1: 1" HPL (worksurface only)

- All standard laminates available
- Standard Front 'SF'

- Classic Front 'CF' add \$481
- 3" Grommet (AG30A) add code(s) 'GL', 'GC' and/or 'GR', add \$76 per grommet





Features & Specifications

No Charge Options

Optional Extra

OVERALL SIZE			LAMINATE	
WIDTH	DEPTH	HEIGHT	PRICE <i>M1</i>	PRICE <i>H1</i>
36"	24"	41"	851	1,041
42"	24"	41"	902	1,089
48"	24"	41"	970	1,158
54"	24"	41"	1,245	1,480
60"	24"	41"	1,293	1,529

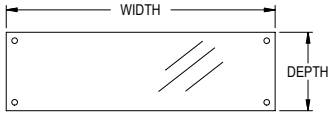
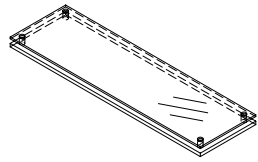


ORDER CODE SAMPLE						
ITEM CODE	WIDTH	DEPTH	HEIGHT	LAMINATE	HAND	OPTION
NRRAN	W36	D24	H41	<i>M1</i>	<i>L</i>	<i>GL</i>

- 1" thick LPL gables and 3/4" thick LPL modesty with 1" leveling
- Worksurface height is 29"
- Laminate codes - *M1*: 1" LPL, *H1*: 1" HPL (worksurface only)
- Specify handedness left '*L*' or right '*R*' when ordering

- All standard laminate finishes available`

- 3" Grommet (AG30A) add code(s) '*GL*', '*GC*' and/or '*GR*', add \$76 per grommet



OVERALL SIZE		
WIDTH	DEPTH	PRICE
60"	14"	2,283
66"	14"	2,940
72"	14"	3,036
78"	14"	3,067
84"	14"	3,231
90"	14"	3,853
96"	14"	4,113

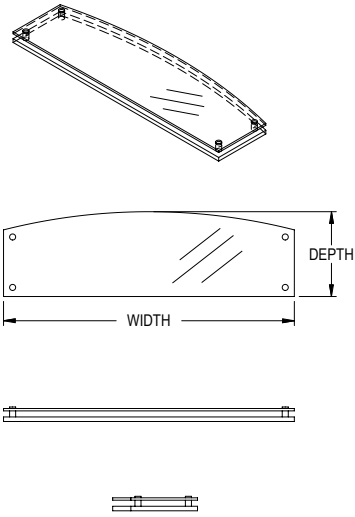
Features & Specifications

No Charge Options



ORDER CODE SAMPLE			
ITEM CODE	WIDTH	DEPTH	OPTION
NRGRN	W60	D14	CL

- 10mm Tempered glass top with chamfer edge
- Brushed stainless standoff hardware included
- Laminate worksurface not included
- Can be configured with reception desk from factory or ordered and installed on site later; onsite installation requires drilling existing countertop
- Specify Clear Glass "CL" or Frosted Glass "FR"



OVERALL SIZE		
WIDTH	DEPTH	PRICE
60"	14"	2,283
66"	14"	2,940
72"	14"	3,036
78"	14"	3,067
84"	14"	3,231
90"	14"	3,853
96"	14"	4,113

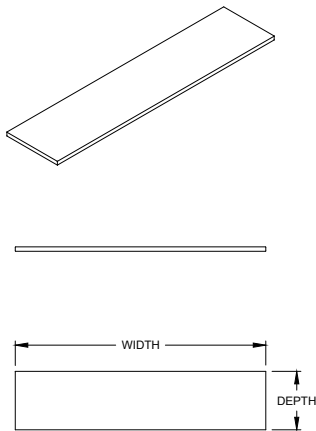
Features & Specifications

No Charge Options



ORDER CODE SAMPLE			
ITEM CODE	WIDTH	DEPTH	OPTION
NRGBN	W60	D14	CL

- 10mm Tempered glass top with chamfer edge
- Brushed stainless standoff hardware included
- Laminate worksurface not included
- Transaction top is 14" deep with a 6" front overhang
- Can be configured with reception desk from factory or ordered and installed on site later; onsite installation requires drilling existing countertop
- Specify Clear Glass "CL" or Frosted Glass "FR"



OVERALL SIZE		LAMINATE	
WIDTH	DEPTH	PRICE <i>M1</i>	PRICE <i>H1</i>
24"	14"	191	240
30"	14"	220	277
36"	14"	269	345
42"	14"	287	362
48"	14"	299	377
54"	14"	433	548
60"	14"	442	555
66"	14"	450	562
72"	14"	460	581

Features & Specifications

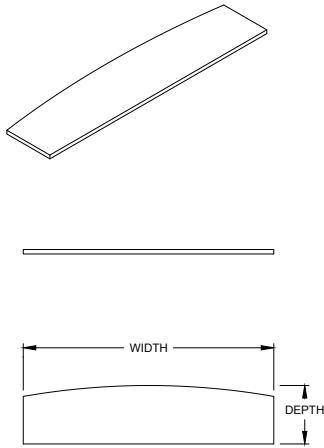


ORDER CODE SAMPLE			
ITEM CODE	WIDTH	DEPTH	LAMINATE
NRTRN	W24	D14	<i>M1</i>

- Laminate worksurface
- Laminate codes - *M1*: 1" LPL, *H1*: 1" HPL (top only)

No Charge Options

- All standard laminate finishes available



OVERALL SIZE		LAMINATE	
WIDTH	DEPTH	PRICE <i>M1</i>	PRICE <i>H1</i>
24"	14"	205	256
30"	14"	235	291
36"	14"	288	362
42"	14"	302	376
48"	14"	315	393
54"	14"	451	561
60"	14"	457	572
66"	14"	466	581
72"	14"	478	597

Features & Specifications

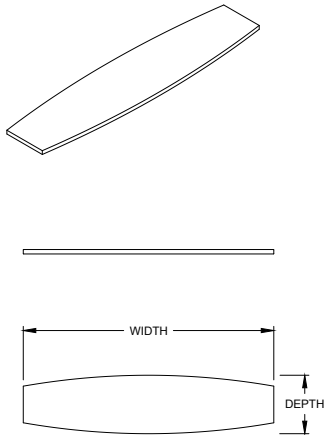


ORDER CODE SAMPLE			
ITEM CODE	WIDTH	DEPTH	LAMINATE
NRTBN	W24	D14	<i>M1</i>

- Laminate worksurface
- Transaction top is 14" deep with a 6" front overhang
- Laminate codes - *M1*: 1" LPL, *H1*: 1" HPL (top only)

No Charge Options

- All standard laminate finishes available



OVERALL SIZE		LAMINATE	
WIDTH	DEPTH	PRICE <i>M1</i>	PRICE <i>H1</i>
24"	14"	205	256
30"	14"	235	291
36"	14"	288	362
42"	14"	302	376
48"	14"	315	393
54"	14"	451	561
60"	14"	457	572
66"	14"	466	581
72"	14"	478	597



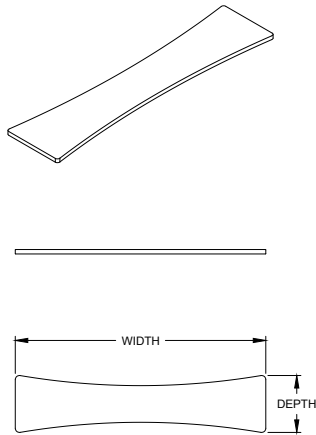
ORDER CODE SAMPLE			
ITEM CODE	WIDTH	DEPTH	LAMINATE
NRTTN	24	14	<i>M1</i>

Features & Specifications

- Laminate worksurface
- Bow front is 3" on each side
- Laminate codes - *M1*: 1" LPL, *H1*: 1" HPL (top only)

No Charge Options

- All standard laminate finishes available



OVERALL SIZE		LAMINATE	
WIDTH	DEPTH	PRICE <i>M1</i>	PRICE <i>H1</i>
24"	14"	205	256
30"	14"	235	291
36"	14"	288	362
42"	14"	302	376
48"	14"	315	393
54"	14"	451	561
60"	14"	457	572
66"	14"	466	581
72"	14"	478	597

Features & Specifications

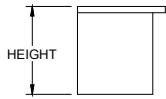
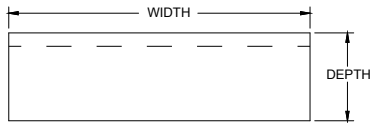
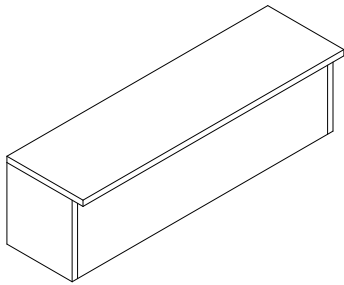
No Charge Options



ORDER CODE SAMPLE			
ITEM CODE	WIDTH	DEPTH	LAMINATE
NRTDN	W24	D14	<i>M1</i>

- Laminate worksurface
- Laminate codes - *M1*: 1" LPL, *H1*: 1" HPL (top only)

- All standard laminate finishes available



Features & Specifications

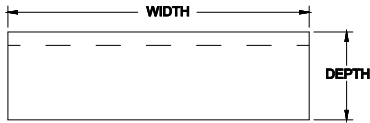
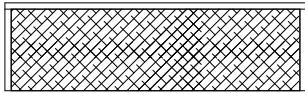
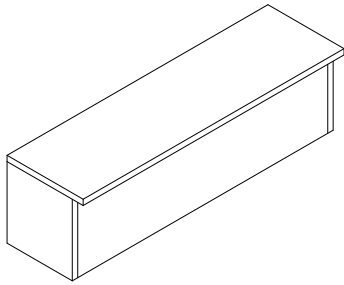
No Charge Options

OVERALL SIZE			LAMINATE	
WIDTH	DEPTH	HEIGHT	PRICE M1	PRICE H1
24"	15"	14"	499	574
30"	15"	14"	527	604
36"	15"	14"	553	637
42"	15"	14"	582	671
48"	15"	14"	612	705
54"	15"	14"	644	741
60"	15"	14"	680	781
66"	15"	14"	714	823
72"	15"	14"	752	865
78"	15"	14"	809	924
84"	15"	14"	863	975



ORDER CODE SAMPLE				
ITEM CODE	WIDTH	DEPTH	HEIGHT	LAMINATE
NRDON	W24	D15	H14	M1

- 1" thick LPL gables and 3/4" thick LPL modesty
  - Intended to be mounted on BRC desk to create a reception station
  - Transaction top is 12" deep with a 3" front overhang
  - 13" Clearance between top and worksurface
  - Double sided tape for mounting included
  - Laminate codes - M1: 1" LPL, H1: 1" HPL (top only)
- No Charge Options
- All standard laminate finishes available



Features & Specifications

No Charge Options

Optional Extra



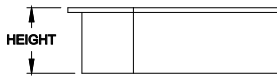
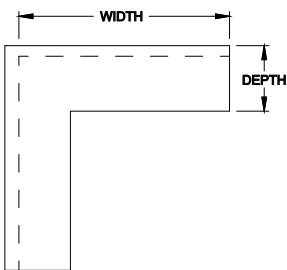

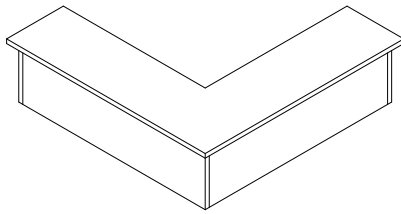
SPECIAL NOTES

OVERALL SIZE			LAMINATE		FABRIC OPTION ADD ON			
WIDTH	DEPTH	HEIGHT	PRICE M1	PRICE H1	GRADE 0 (G0)	GRADE 1 (G1)	GRADE 2 (G2)	GRADE 3 (G3)
24"	15"	14"	723	857	+\$0	+\$95	+\$128	+\$140
30"	15"	14"	761	897				
36"	15"	14"	801	936				
42"	15"	14"	843	1,049				
48"	15"	14"	889	1,093				
54"	15"	14"	934	1,140				
60"	15"	14"	983	1,188				
66"	15"	14"	1,035	1,240				
72"	15"	14"	1,089	1,295				
78"	15"	14"	1,170	1,376				
84"	15"	14"	1,249	1,455				



ORDER CODE SAMPLE					
ITEM CODE	WIDTH	DEPTH	HEIGHT	LAMINATE	GRADE (OPTION)
NRDBN	W24	D15	H14	M1	G1

- 1" thick LPL gables and 3/4" thick LPL modesty
  - Intended to be mounted on BRC desk to create a reception station
  - Transaction top is 12" deep with a 3" front overhang
  - 13" Clearance between top and worksurface
  - Double sided tape for mounting included
  - Laminate codes - M1: 1" LPL, H1: 1" HPL (top only)
- 
- All standard laminate finishes available
- 
- List price includes COM fabric only
  - To specify BRC standard fabric, add code and price: Grade 1 'G1', grade 2 'G2' or grade 3 'G3'. Refer to the fabric specification page at the front of this book for further details
- 
- BRC Does not warranty material, construction or labour on materials that are not supplied by BRC.



OVERALL SIZE			LAMINATE	
WIDTH	DEPTH	HEIGHT	PRICE M1	PRICE H1
36"	15"	14"	796	1,032
42"	15"	14"	893	1,093
48"	15"	14"	1,093	1,291

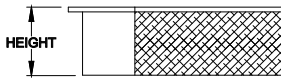
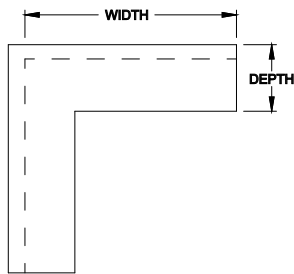

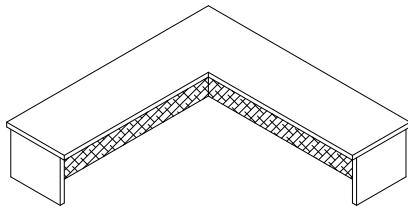
Features & Specifications

No Charge Options



ORDER CODE SAMPLE				
ITEM CODE	WIDTH	DEPTH	HEIGHT	LAMINATE
NRDLN	W36	D15	H14	M1

- 1" thick LPL gables and 3/4" thick LPL modesty
  - Intended to be mounted on BRC desk to create a reception station
  - Transaction top is 12" deep with a 3" front overhang
  - 13" Clearance between top and worksurface
  - Double sided tape for mounting included
  - Laminate codes - M1: 1" LPL, H1: 1" HPL (top only)
- No Charge Options
- All standard laminate finishes available



OVERALL SIZE			LAMINATE		FABRIC OPTION ADD ON			
WIDTH	DEPTH	HEIGHT	PRICE M1	PRICE H1	GRADE 0 (G0)	GRADE 1 (G1)	GRADE 2 (G2)	GRADE 3 (G3)
36"	15"	14"	1,039	1,245	+\$0	+\$89	+\$123	+\$134
42"	15"	14"	1,126	1,333				
48"	15"	14"	1,333	1,538				

Features & Specifications

No Charge Options

Optional Extra

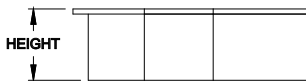
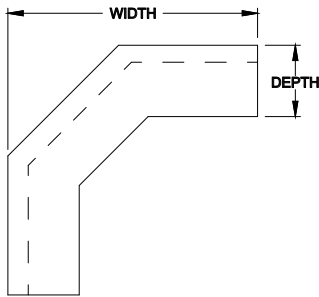
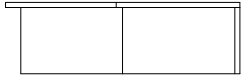
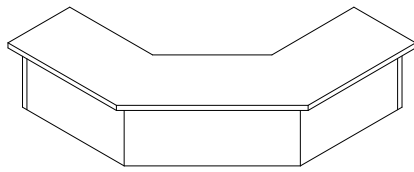


SPECIAL NOTES



ORDER CODE SAMPLE					
ITEM CODE	WIDTH	DEPTH	HEIGHT	LAMINATE	GRADE (OPTION)
NRDFN	W36	D15	H14	M1	G1

- 1" thick LPL gables and 3/4" thick LPL modesty
  - Intended to be mounted on BRC desk to create a reception station
  - Transaction top is 12" deep with a 3" front overhang
  - 13" Clearance between top and worksurface
  - Double sided tape for mounting included
  - Laminate codes - M1: 1" LPL, H1: 1" HPL (top only)
- No Charge Options
- All standard laminate finishes available
- Optional Extra
- List price includes COM fabric only
  - To specify BRC standard fabric, add code and price: Grade 1 'G1', grade 2 'G2' or grade 3 'G3'. Refer to the fabric specification page at the front of this book for further details
- SPECIAL NOTES
- BRC Does not warranty material, construction or labour on materials that are not supplied by BRC.



OVERALL SIZE			LAMINATE	
WIDTH	DEPTH	HEIGHT	PRICE M1	PRICE H1
36"	15"	14"	1,197	1,387
42"	15"	14"	1,256	1,444
48"	15"	14"	1,444	1,632

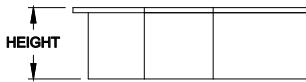
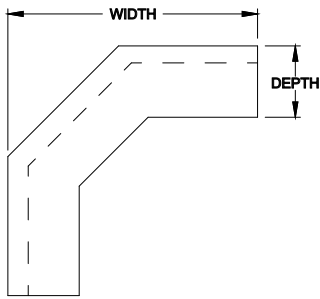
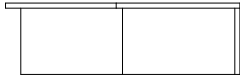
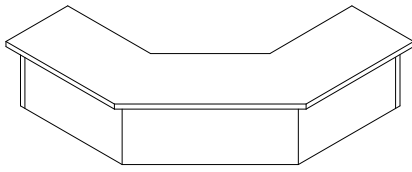
**Features & Specifications**

**No Charge Options**



ORDER CODE SAMPLE				
ITEM CODE	WIDTH	DEPTH	HEIGHT	LAMINATE
NRDCN	W36	D15	H14	M1

- 1" thick LPL gables and 3/4" thick LPL modesty
  - Intended to be mounted on BRC desk to create a reception station
  - Transaction top is 12" deep with a 3" front overhang
  - 13" Clearance between top and worksurface
  - Double sided tape for mounting included
  - Laminate codes - M1: 1" LPL, H1: 1" HPL (worksurface only)
- No Charge Options**
- All standard laminate finishes available



OVERALL SIZE			LAMINATE		FABRIC OPTION ADD ON			
WIDTH	DEPTH	HEIGHT	PRICE M1	PRICE H1	GRADE 0 (G0)	GRADE 1 (G1)	GRADE 2 (G2)	GRADE 3 (G3)
36"	15"	14"	1,441	1,631	+\$0	+\$89	+\$123	+\$134
42"	15"	14"	1,529	1,720				
48"	15"	14"	1,735	1,909				



ORDER CODE SAMPLE					
ITEM CODE	WIDTH	DEPTH	HEIGHT	LAMINATE	GRADE (OPTION)
NRDDN	W36	D14	H15	M1	G1

Features & Specifications

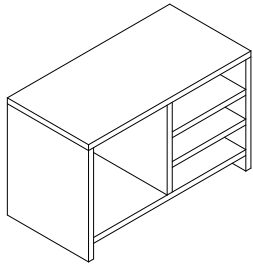
No Charge Options

Optional Extra

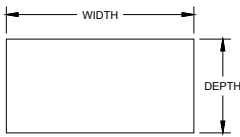
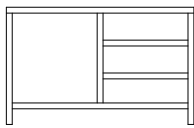


SPECIAL NOTES

- 1" thick LPL gables and 3/4" thick LPL modesty
- Intended to be mounted on BRC desk to create a reception station
- Transaction top is 12" deep with a 3" front overhang
- 13" Clearance between top and worksurface
- Double sided tape for mounting included
- Laminate codes - M1: 1" LPL, H1: 1" HPL (top only)
- All standard laminate finishes available
- List price includes COM fabric only
- To specify BRC standard fabric, add code and price: Grade 1 'G1', grade 2 'G2' or grade 3 'G3'. Refer to the fabric specification page at the front of this book for further detail
- BRC Does not warranty material, construction or labour on materials that are not supplied by BRC.



RIGHT HAND SHOWN



Features & Specifications

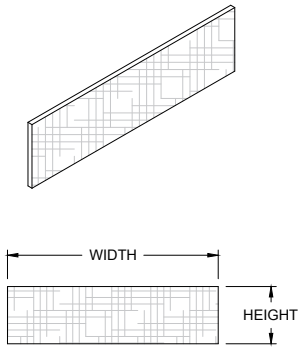
No Charge Options

OVERALL SIZE			
WIDTH	DEPTH	HEIGHT	PRICE M3
24"	12"	15"	574
30"	12"	15"	619
36"	12"	15"	651



ORDER CODE SAMPLE					
ITEM CODE	WIDTH	DEPTH	HEIGHT	LAMINATE	HAND
NQDON	W24	D12	H15	M3	L

- 3/4" Thick LPL case construction
- Intended to be mounted on BRC desk
- Double sided tape for mounting included
- Specify handedness left 'L' or right 'R' when ordering
- Laminate codes - M3: 3/4" LPL
- All standard laminate finishes available



HUTCH OVERALL SIZE					
HUTCH WIDTH	HUTCH HEIGHT	GRADE 0 (G0)	GRADE 1 (G1)	GRADE 2 (G2)	GRADE 3 (G3)
24"	14"	189	277	311	320
30"	14"	197	285	317	328
36"	14"	203	290	324	336
42"	14"	210	297	330	341
48"	14"	216	304	338	348
54"	14"	224	311	343	355
60"	14"	229	317	350	362
66"	14"	237	324	357	368
72"	14"	242	330	365	375
78"	14"	250	338	370	381
84"	14"	232	311	341	351

Note: Order according to overall hutch size, actual tackboard size will be smaller.



ORDER CODE SAMPLE			
ITEM CODE	WIDTH	HEIGHT	GRADE (OPTION)
NJRHN	W24	H14	G1

Features & Specifications

- See front of this book for list of colors in available price grade. Indicate color in comments of purchase order.
- Product can be mounted using Velcro or other adhesive
- Specify fabric, add code: Grade 1 'G1', grade 2 'G2' or grade 3 'G3'

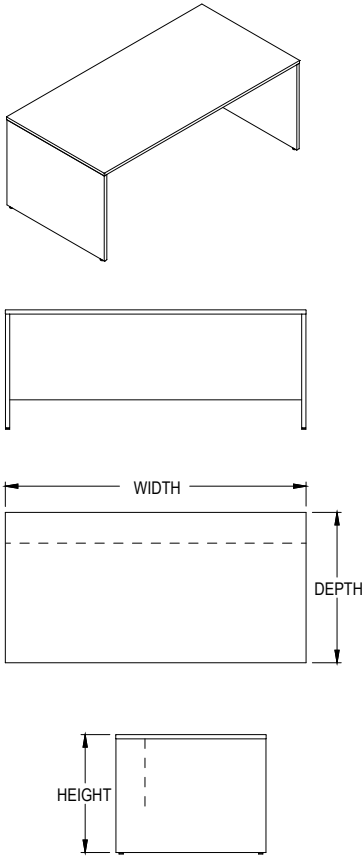
No Charge Options

- All standard fabrics available



SPECIAL NOTES

- BRC Does not warranty material, construction or labour on materials that are not supplied by BRC.



OVERALL SIZE			LAMINATE	
WIDTH	DEPTH	HEIGHT	PRICE M1	PRICE H1
42"	30"	29"	693	917
48"	30"	29"	706	931
54"	30"	29"	744	971
60"	30"	29"	758	983
66"	30"	29"	800	1,027
72"	30"	29"	815	1,041
78"	30"	29"	977	1,200
84"	30"	29"	1,041	1,266
60"	36"	29"	1,174	1,309
66"	36"	29"	1,167	1,356
72"	36"	29"	1,245	1,432
78"	36"	29"	1,325	1,449
84"	36"	29"	1,374	1,487
72"	42"	29"	1,359	1,601
78"	42"	29"	1,415	1,620
84"	42"	29"	1,452	1,642

Features & Specifications



ORDER CODE SAMPLE					
ITEM CODE	WIDTH	DEPTH	HEIGHT	LAMINATE	OPTION
NDRMN	W42	D30	H29	M1	FM

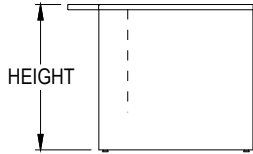
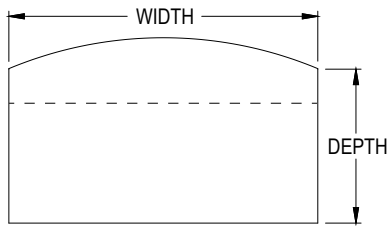

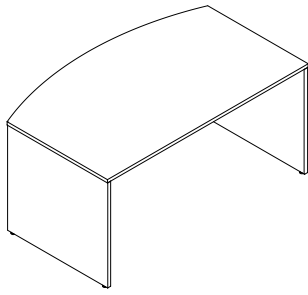
- 1" thick LPL gables and modesty with 1" leveling
- 3/4 Modesty (SM) is standard; recessed 6" from the approach side
- Laminate codes - M1: 1" LPL, H1: 1" HPL (worksurface only)

No Charge Options

- All standard laminate finishes available
- Full modesty panel 'FM'
- 1/2 modesty panel (12") 'TM'

Optional Extra

- 1/4 modesty panels (7") 'QM' add \$224
- 3" Grommet (AG30A) add code(s) 'GL', 'GC' and/or 'GR', add \$76 per grommet



OVERALL SIZE			LAMINATE	
WIDTH	DEPTH	HEIGHT	PRICE M1	PRICE H1
60"	36"	29"	1,387	1,576
66"	36"	29"	1,425	1,614
72"	36"	29"	1,461	1,649
78"	36"	29"	1,501	1,689
84"	36"	29"	1,542	1,731
60"	42"	29"	1,429	1,612
66"	42"	29"	1,456	1,647
72"	42"	29"	1,497	1,685
78"	42"	29"	1,539	1,725
84"	42"	29"	1,576	1,762

Features & Specifications

No Charge Options

Optional Extra

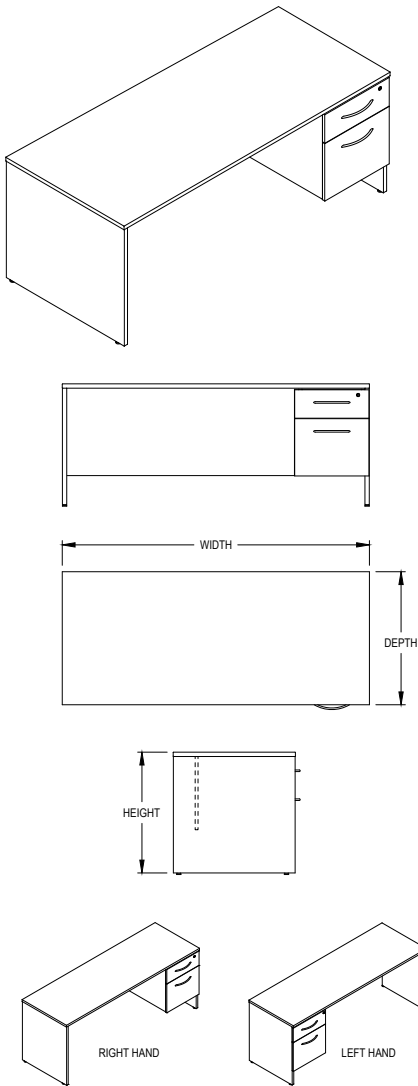


ORDER CODE SAMPLE					
ITEM CODE	WIDTH	DEPTH	HEIGHT	LAMINATE	OPTION
NDRBN	W60	D36	H29	M1	FM

- 1" thick LPL gables and modesty with 1" leveling
- 3/4 recessed modesty (SM) is standard; recessed 12" from front edge of bow
- Laminate codes - M1: 1" LPL, H1: 1" HPL (worksurface only)

- All standard laminate finishes available
- Full modesty panel 'FM'
- 1/2 modesty panel (12") 'TM'

- 1/4 modesty panels (7") 'QM' add \$224
- 3" Grommet (AG30A) add code(s) 'GL', 'GC' and/or 'GR', add \$76 per grommet



OVERALL SIZE			LAMINATE	
WIDTH	DEPTH	HEIGHT	PRICE M1	PRICE H1
48"	30"	29"	916	1,104
54"	30"	29"	1,110	1,297
60"	30"	29"	1,147	1,389
66"	30"	29"	1,277	1,463
72"	30"	29"	1,371	1,675
78"	30"	29"	1,536	1,793
84"	30"	29"	1,618	1,802
48"	36"	29"	1,032	1,216
54"	36"	29"	1,162	1,347
60"	36"	29"	1,271	1,456
66"	36"	29"	1,333	1,518
72"	36"	29"	1,410	1,594
78"	36"	29"	1,572	1,757
84"	36"	29"	1,667	1,849
72"	42"	29"	1,576	1,760
78"	42"	29"	1,597	1,782
84"	42"	29"	1,669	1,962

Features & Specifications

No Charge Options

Optional Extra

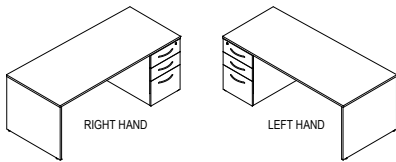
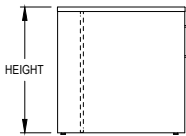
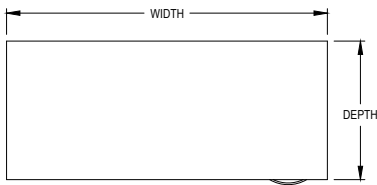

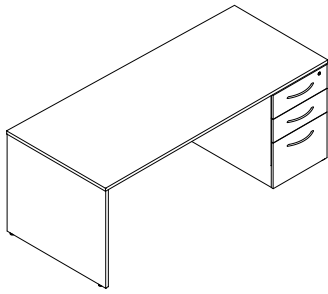


SPECIAL NOTES



ORDER CODE SAMPLE							
ITEM CODE	WIDTH	DEPTH	HEIGHT	LAMINATE	HAND	LOCK	OPTION
NDCAN	W48	D30	H29	M1	L	LBB	HF

- 1" thick LPL gables and modesty with 1" leveling
- 3/4 Modesty (SM) is standard; recessed 6" from the approach side
- One pencil tray, file hanging bars and lock(s) included
- Laminate codes - M1: 1" LPL, H1: 1" HPL (worksurface only)
- Specify handedness left 'L' or right 'R' when ordering
- All standard laminate finishes available
- Specify lock option: BRC standard black 'LBB', silver 'LBS'
- Full modesty panel 'FM'
- 1/2 modesty panel (12") 'TM'
- High pressure drawer fronts add code 'HF' and add \$187
- 3" Grommet (AG30A) add code(s) 'GL', 'GC' and/or 'GR', add \$76 per grommet
- Pedestals are not finished on the back and visible when less than full modesty is specified.



OVERALL SIZE			LAMINATE	
WIDTH	DEPTH	HEIGHT	PRICE M1	PRICE H1
48"	30"	29"	1,122	1,310
54"	30"	29"	1,320	1,570
60"	30"	29"	1,381	1,601
66"	30"	29"	1,489	1,675
72"	30"	29"	1,576	1,762
78"	30"	29"	1,663	1,863
84"	30"	29"	1,694	1,883
48"	36"	29"	1,315	1,502
54"	36"	29"	1,417	1,606
60"	36"	29"	1,481	1,671
66"	36"	29"	1,543	1,732
72"	36"	29"	1,621	1,810
78"	36"	29"	1,752	1,904
84"	36"	29"	1,810	1,980
72"	42"	29"	1,788	1,976
78"	42"	29"	1,812	1,996
84"	42"	29"	1,829	2,017

Features & Specifications

No Charge Options

Optional Extra

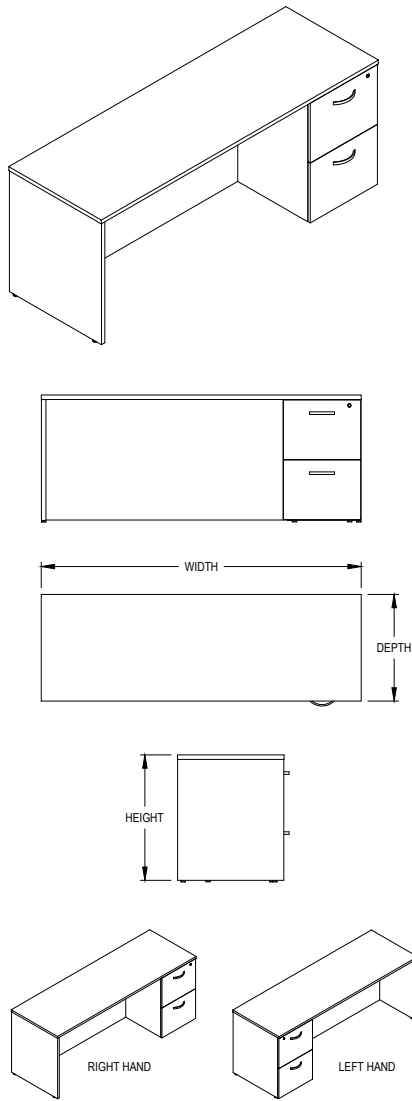


SPECIAL NOTES



ORDER CODE SAMPLE							
ITEM CODE	WIDTH	DEPTH	HEIGHT	LAMINATE	HAND	LOCK	OPTION
NDDAN	W48	D30	H29	M1	L	LBB	HF GL

- 1" thick LPL gables and modesty with 1" leveling
- Full recessed modesty (FM) is standard; recessed 6" from the approach side
- One pencil tray, file hanging bars and lock(s) included
- Laminate codes - M1: 1" LPL, H1: 1" HPL (worksurface only)
- Specify handedness left 'L' or right 'R' when ordering
- All standard laminate finishes available
- Specify lock option: BRC standard black 'LBB', silver 'LBS'
- 3/4 modesty (20") 'SM'
- 1/2 modesty panel (12") 'TM'
- High pressure drawer fronts add code 'HF' and add \$278
- 3" Grommet (AG30A) add code(s) 'GL', 'GC' and/or 'GR', add \$76 per grommet
- Pedestals are not finished on the back and visible when less than full modesty is specified.



OVERALL SIZE			LAMINATE	
WIDTH	DEPTH	HEIGHT	PRICE M1	PRICE H1
48"	30"	29"	1,122	1,310
54"	30"	29"	1,320	1,570
60"	30"	29"	1,381	1,601
66"	30"	29"	1,489	1,675
72"	30"	29"	1,576	1,762
78"	30"	29"	1,663	1,863
84"	30"	29"	1,694	1,883
48"	36"	29"	1,315	1,502
54"	36"	29"	1,417	1,606
60"	36"	29"	1,481	1,671
66"	36"	29"	1,543	1,732
72"	36"	29"	1,621	1,810
78"	36"	29"	1,752	1,904
84"	36"	29"	1,810	1,980
72"	42"	29"	1,788	1,976
78"	42"	29"	1,812	1,996
84"	42"	29"	1,829	2,017

Features & Specifications

No Charge Options

Optional Extra

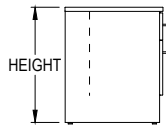
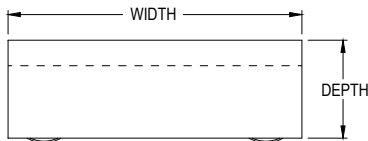

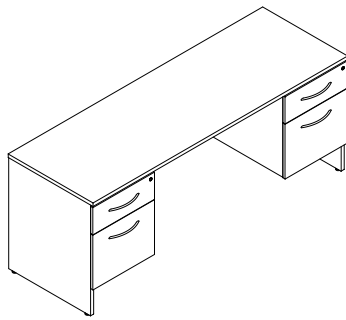


SPECIAL NOTES



ORDER CODE SAMPLE							
ITEM CODE	WIDTH	DEPTH	HEIGHT	LAMINATE	HAND	LOCK	OPTION
NDEAN	W48	D30	H29	M1	R	LBB	HF

- 1" thick LPL gables and modesty with 1" leveling
- Full recessed modesty (FM) is standard; recessed 6" from the approach side
- File hanging bars and lock(s) included
- Laminate codes - M1: 1" LPL, H1: 1" HPL (worksurface only)
- Specify handedness left 'L' or right 'R' when ordering
- All standard laminate finishes available
- Specify lock option: BRC standard black 'LBB', silver 'LBS'
- 3/4 modesty (20") 'SM'
- 1/2 modesty panel (12") 'TM'
- High pressure drawer fronts add code 'HF' and add \$187
- 3" Grommet (AG30A) add code(s) 'GL', 'GC' and/or 'GR', add \$76 per grommet
- Pedestals are not finished on the back and visible when less than full modesty is specified.



OVERALL SIZE			LAMINATE	
WIDTH	DEPTH	HEIGHT	PRICE M1	PRICE H1
60"	30"	29"	1,890	2,033
66"	30"	29"	1,975	2,161
72"	30"	29"	2,037	2,225
78"	30"	29"	2,537	2,260
84"	30"	29"	2,132	2,318
60"	36"	29"	1,992	2,178
66"	36"	29"	2,078	2,264
72"	36"	29"	2,096	2,280
78"	36"	29"	2,135	2,320
84"	36"	29"	2,225	2,410
72"	42"	29"	2,280	2,465
78"	42"	29"	2,336	2,519
84"	42"	29"	2,344	2,528

Features & Specifications

No Charge Options

Optional Extra

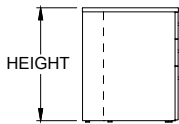
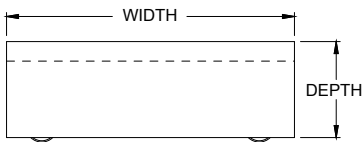

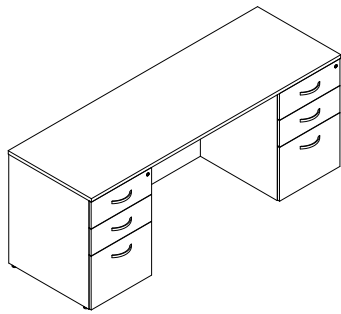


SPECIAL NOTES



ORDER CODE SAMPLE						
ITEM CODE	WIDTH	DEPTH	HEIGHT	LAMINATE	LOCK	OPTION
NDRDN	W60	D30	H29	M1	LBB	HF

- 1" thick LPL gables and modesty with 1" leveling
- 3/4 Modesty (SM) is standard; recessed 6" from the approach side
- One pencil tray, file hanging bars and lock(s) included
- Laminate codes - M1: 1" LPL, H1: 1" HPL (worksurface only)
- All standard laminate finishes available
- Specify lock option: BRC standard black 'LBB', silver 'LBS'
- Full modesty panel 'FM'
- 1/2 modesty panel (12") 'TM'
- High pressure drawer fronts add code 'HF' and add \$371
- 3" Grommet (AG30A) add code(s) 'GL', 'GC' and/or 'GR', add \$76 per grommet
- Pedestals are not finished on the back and visible when less than full modesty is specified.



OVERALL SIZE			LAMINATE	
WIDTH	DEPTH	HEIGHT	PRICE M1	PRICE H1
60"	30"	29"	1,808	1,996
66"	30"	29"	1,896	2,084
72"	30"	29"	1,962	2,149
78"	30"	29"	1,996	2,186
84"	30"	29"	2,054	2,242
60"	36"	29"	1,912	2,102
66"	36"	29"	2,002	2,191
72"	36"	29"	2,015	2,206
78"	36"	29"	2,057	2,247
84"	36"	29"	2,242	2,340
72"	42"	29"	2,206	2,395
78"	42"	29"	2,236	2,425
84"	42"	29"	2,269	2,459

Features & Specifications

No Charge Options

Optional Extra

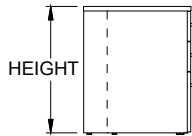
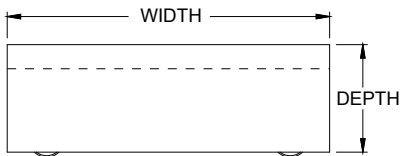

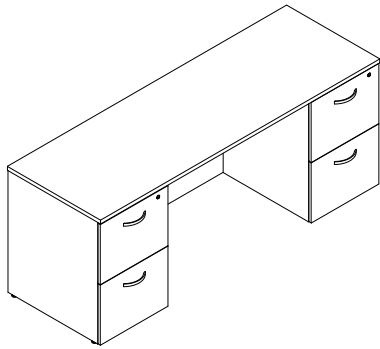


SPECIAL NOTES



ORDER CODE SAMPLE						
ITEM CODE	WIDTH	DEPTH	HEIGHT	LAMINATE	LOCK	OPTION
NDREN	W60	D30	H29	M1	LBB	HF

- 1" thick LPL gables and modesty with 1" leveling
- Full recessed modesty (FM) is standard; recessed 6" from the approach side
- One pencil tray, file hanging bars and lock(s) included
- Laminate codes - M1: 1" LPL, H1: 1" HPL (worksurface only)
- All standard laminate finishes available
- Specify lock option: BRC standard black 'LBB', silver 'LBS'
- 3/4 modesty (20") 'SM'
- 1/2 modesty panel (12") 'TM'
- High pressure drawer fronts add code 'HF' and add \$557
- 3" Grommet (AG30A) add code(s) 'GL', 'GC' and/or 'GR', add \$76 per grommet
- Pedestals are not finished on the back and visible when less than full modesty is specified.



OVERALL SIZE			LAMINATE	
WIDTH	DEPTH	HEIGHT	PRICE M1	PRICE H1
60"	30"	29"	1,808	1,996
66"	30"	29"	1,896	2,084
72"	30"	29"	1,962	2,149
78"	30"	29"	1,996	2,186
84"	30"	29"	2,054	2,242
60"	36"	29"	1,912	2,102
66"	36"	29"	2,002	2,191
72"	36"	29"	2,015	2,206
78"	36"	29"	2,057	2,247
84"	36"	29"	2,242	2,340
72"	42"	29"	2,206	2,395
78"	42"	29"	2,236	2,425
84"	42"	29"	2,269	2,459

Features & Specifications

No Charge Options

Optional Extra

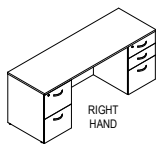
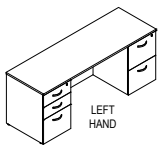
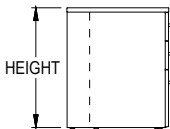
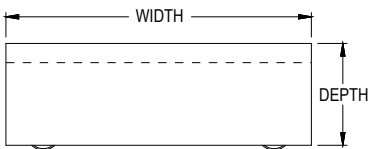

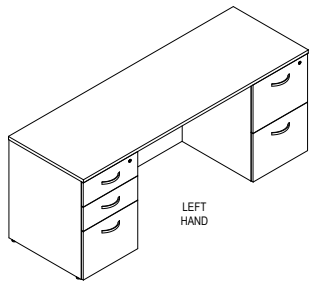


SPECIAL NOTES



ORDER CODE SAMPLE						
ITEM CODE	WIDTH	DEPTH	HEIGHT	LAMINATE	LOCK	OPTION
NDRFN	W60	D30	H29	M1	LBB	HF

- 1" thick LPL gables and modesty with 1" leveling
- Full recessed modesty (FM) is standard; recessed 6" from the approach side
- File hanging bars and lock(s) included
- Laminate codes - M1: 1" LPL, H1: 1" HPL (worksurface only)
- All standard laminate finishes available
- Specify lock option: BRC standard black 'LBB', silver 'LBS'
- 3/4 modesty (20") 'SM'
- 1/2 modesty panel (12") 'TM'
- High pressure drawer fronts add code 'HF' and add \$371
- 3" Grommet (AG30A) add code(s) 'GL', 'GC' and/or 'GR', add \$76 per grommet
- Pedestals are not finished on the back and visible when less than full modesty is specified.



OVERALL SIZE			LAMINATE	
WIDTH	DEPTH	HEIGHT	PRICE M1	PRICE H1
60"	30"	29"	1,808	1,996
66"	30"	29"	1,896	2,084
72"	30"	29"	1,962	2,149
78"	30"	29"	1,996	2,186
84"	30"	29"	2,054	2,242
60"	36"	29"	1,912	2,102
66"	36"	29"	2,002	2,191
72"	36"	29"	2,015	2,206
78"	36"	29"	2,057	2,247
84"	36"	29"	2,242	2,340
72"	42"	29"	2,206	2,395
78"	42"	29"	2,236	2,425
84"	42"	29"	2,269	2,459

Features & Specifications

No Charge Options

Optional Extra

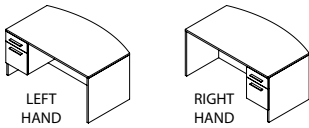
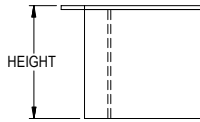
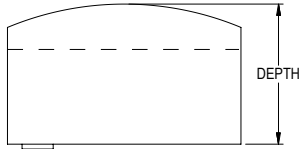
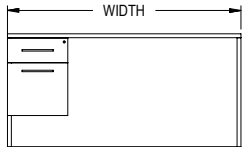
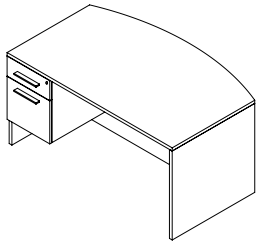


SPECIAL NOTES



ORDER CODE SAMPLE							
ITEM CODE	WIDTH	DEPTH	HEIGHT	LAMINATE	HAND	LOCK	OPTION
NDHAN	W60	D30	H29	M1	R	LBB	HF

- 1" thick LPL gables and modesty with 1" leveling
- Full recessed modesty (FM) is standard; recessed 6" from the approach side
- One pencil tray, file hanging bars and lock(s) included
- Laminate codes - M1: 1" LPL, H1: 1" HPL (worksurface only)
- Specify handedness left 'L' or right 'R' when ordering
- All standard laminate finishes available
- Specify lock option: BRC standard black 'LBB', silver 'LBS'
- 3/4 modesty (20") 'SM'
- 1/2 modesty panel (12") 'TM'
- High pressure drawer fronts add code 'HF' and add \$464
- 3" Grommet (AG30A) add code(s) 'GL', 'GC' and/or 'GR', add \$76 per grommet
- Pedestals are not finished on the back and visible when less than full modesty is specified.



OVERALL SIZE			LAMINATE	
WIDTH	DEPTH	HEIGHT	PRICE M1	PRICE H1
60"	36"	29"	1,419	1,587
66"	36"	29"	1,454	1,623
72"	36"	29"	1,485	1,656
78"	36"	29"	1,521	1,689
84"	36"	29"	1,559	1,722
72"	42"	29"	1,518	1,689
78"	42"	29"	1,554	1,808
84"	42"	29"	1,587	1,844



ORDER CODE SAMPLE							
ITEM CODE	WIDTH	DEPTH	HEIGHT	LAMINATE	HAND	LOCK	OPTION
NDKAN	W60	D36	H29	M1	L	LBB	HF

Features & Specifications

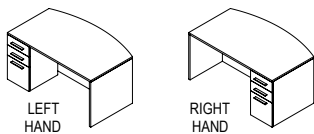
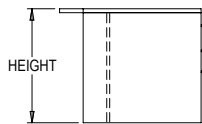
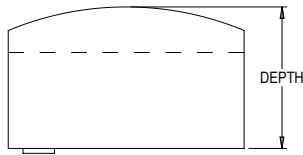
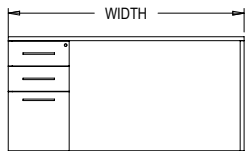
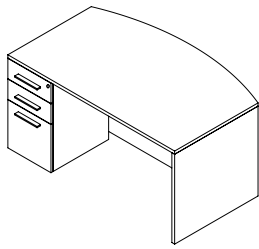
No Charge Options

Optional Extra



SPECIAL NOTES

- 1" thick LPL gables and modesty with 1" leveling
- 3/4 recessed modesty (SM) is standard; recessed 12" from front edge of bow
- One pencil tray, file hanging bars and lock(s) included
- Laminate codes - M1: 1" LPL, H1: 1" HPL (worksurface only)
- Specify handedness left 'L' or right 'R' when ordering
- All standard laminate finishes available
- Specify lock option: BRC standard black 'LBB', silver 'LBS'
- Full modesty panel 'FM'
- 1/2 modesty panel (12") 'TM'
- High pressure drawer fronts add code 'HF' and add \$187
- 3" Grommet (AG30A) add code(s) 'GL', 'GC' and/or 'GR', add \$76 per grommet
- Pedestals are not finished on the back and visible when less than full modesty is specified.



OVERALL SIZE			LAMINATE	
WIDTH	DEPTH	HEIGHT	PRICE M1	PRICE H1
60"	36"	29"	1,762	1,951
66"	36"	29"	1,802	1,991
72"	36"	29"	1,839	2,028
78"	36"	29"	1,880	2,067
84"	36"	29"	1,921	2,105
72"	42"	29"	1,875	2,064
78"	42"	29"	1,913	2,104
84"	42"	29"	1,951	2,139

Features & Specifications

No Charge Options

Optional Extra

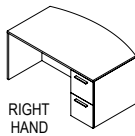
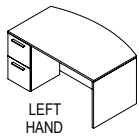
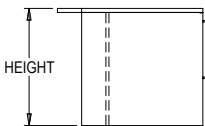
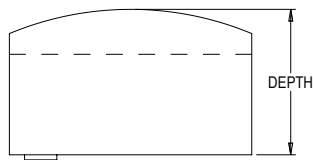
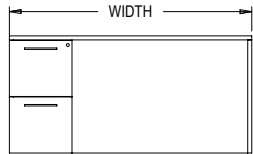
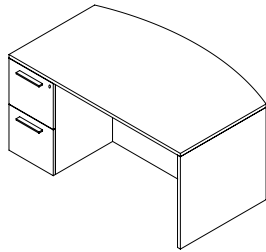


SPECIAL NOTES



ORDER CODE SAMPLE							
ITEM CODE	WIDTH	DEPTH	HEIGHT	LAMINATE	HAND	LOCK	OPTION
NDLAN	W60	D36	H29	M1	L	LBB	HF

- 1" thick LPL gables and modesty with 1" leveling
- Full recessed modesty (FM) is standard; recessed 12" from front edge of bow
- One pencil tray, file hanging bars and lock(s) included
- Laminate codes - M1: 1" LPL, H1: 1" HPL (worksurface only)
- Specify handedness left 'L' or right 'R' when ordering
- All standard laminate finishes available
- Specify lock option: BRC standard black 'LBB', silver 'LBS'
- 3/4 modesty (20") 'SM'
- 1/2 modesty panel (12") 'TM'
- High pressure drawer fronts add code 'HF' and add \$278
- 3" Grommet (AG30A) add code(s) 'GL', 'GC' and/or 'GR', add \$76 per grommet
- Pedestals are not finished on the back and visible when less than full modesty is specified.



OVERALL SIZE			LAMINATE	
WIDTH	DEPTH	HEIGHT	PRICE M1	PRICE H1
60"	36"	29"	1,762	1,951
66"	36"	29"	1,802	1,991
72"	36"	29"	1,839	2,028
78"	36"	29"	1,880	2,067
84"	36"	29"	1,921	2,107
72"	42"	29"	1,875	2,064
78"	42"	29"	1,913	2,104
84"	42"	29"	1,951	2,139

Features & Specifications

No Charge Options

Optional Extra

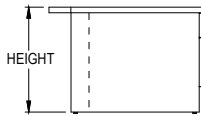
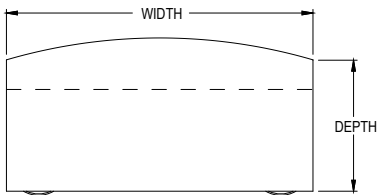

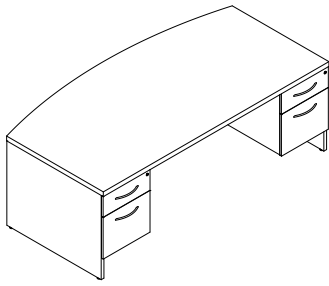


SPECIAL NOTES



ORDER CODE SAMPLE							
ITEM CODE	WIDTH	DEPTH	HEIGHT	LAMINATE	HAND	LOCK	OPTION
NDMAN	W60	D36	H29	M1	R	LBB	HF

- 1" thick LPL gables and modesty with 1" leveling
- Full recessed modesty (FM) is standard; recessed 12" from front edge of bow
- File hanging bars and lock(s) included
- Laminate codes - M1: 1" LPL, H1: 1" HPL (worksurface only)
- Specify handedness left 'L' or right 'R' when ordering
- All standard laminate finishes available
- Specify lock option: BRC standard black 'LBB', silver 'LBS'
- 3/4 modesty (20") 'SM'
- 1/2 modesty panel (12") 'TM'
- High pressure drawer fronts add code 'HF' and add \$187
- 3" Grommet (AG30A) add code(s) 'GL', 'GC' and/or 'GR', add \$76 per grommet
- Pedestals are not finished on the back and visible when less than full modesty is specified.



OVERALL SIZE			LAMINATE	
WIDTH	DEPTH	HEIGHT	PRICE M1	PRICE H1
60"	36"	29"	1,762	1,951
66"	36"	29"	1,802	1,991
72"	36"	29"	1,839	2,028
78"	36"	29"	1,878	2,065
84"	36"	29"	1,912	2,105
72"	42"	29"	1,875	2,064
78"	42"	29"	1,913	2,102
84"	42"	29"	1,950	2,138

Features & Specifications

No Charge Options

Optional Extra

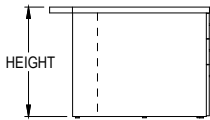
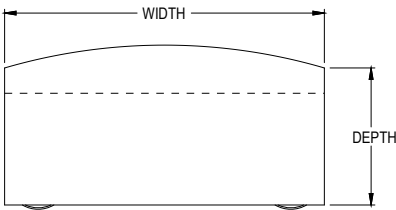

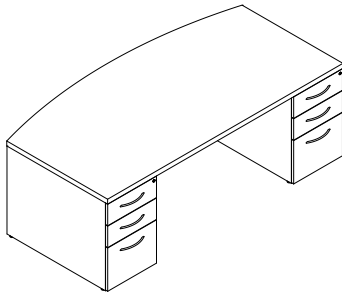


SPECIAL NOTES



ORDER CODE SAMPLE						
ITEM CODE	WIDTH	DEPTH	HEIGHT	LAMINATE	LOCK	OPTION
NDNAN	W60	D36	H29	M1	LBB	HF

- 1" thick LPL gables and modesty with 1" leveling
- 3/4 recessed modesty (SM) is standard; recessed 12" from front edge of bow
- One pencil tray, file hanging bars and lock(s) included
- Laminate codes - M1: 1" LPL, H1: 1" HPL (worksurface only)
- All standard laminate finishes available
- Specify lock option: BRC standard black 'LBB', silver 'LBS'
- Full modesty panel 'FM'
- 1/2 modesty panel (12") 'TM'
- High pressure drawer fronts add code 'HF' and add \$371
- 3" Grommet (AG30A) add code(s) 'GL', 'GC' and/or 'GR', add \$76 per grommet
- Pedestals are not finished on the back and visible when less than full modesty is specified.



OVERALL SIZE			LAMINATE	
WIDTH	DEPTH	HEIGHT	PRICE M1	PRICE H1
60"	36"	29"	2,139	2,330
66"	36"	29"	2,181	2,377
72"	36"	29"	2,216	2,405
78"	36"	29"	2,257	2,446
84"	36"	29"	2,296	2,486
72"	42"	29"	2,254	2,442
78"	42"	29"	2,293	2,480
84"	42"	29"	2,326	2,516

Features & Specifications

No Charge Options

Optional Extra



SPECIAL NOTES



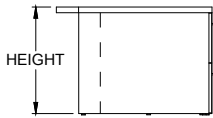
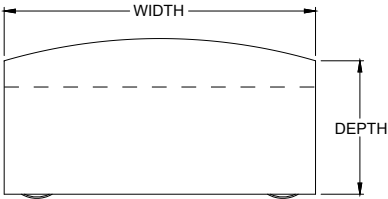

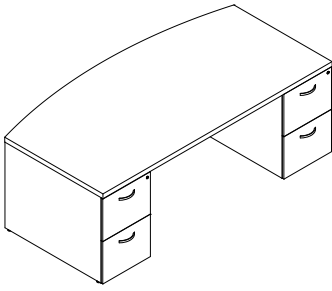
ORDER CODE SAMPLE						
ITEM CODE	WIDTH	DEPTH	HEIGHT	LAMINATE	LOCK	OPTION
NDRCN	W60	D36	H29	M1	LBB	HF

- 1" thick LPL gables and modesty with 1" leveling
- Full recessed modesty (FM) is standard; recessed 12" from front edge of bow
- One pencil tray, file hanging bars and lock(s) included
- Laminate codes - M1: 1" LPL, H1: 1" HPL (worksurface only)

- All standard laminate finishes available
- Specify lock option: BRC standard black 'LBB', silver 'LBS'
- 3/4 modesty (20") 'SM'
- 1/2 modesty panel (12") 'TM'

- High pressure drawer fronts add code 'HF' and add \$557
- 3" Grommet (AG30A) add code(s) 'GL', 'GC' and/or 'GR', add \$76 per grommet

- Pedestals are not finished on the back and visible when less than full modesty is specified.



OVERALL SIZE			LAMINATE	
WIDTH	DEPTH	HEIGHT	PRICE M1	PRICE H1
60"	36"	29"	2,139	2,330
66"	36"	29"	2,181	2,377
72"	36"	29"	2,216	2,405
78"	36"	29"	2,257	2,446
84"	36"	29"	2,296	2,486
72"	42"	29"	2,254	2,442
78"	42"	29"	2,293	2,480
84"	42"	29"	2,326	2,516

Features & Specifications

No Charge Options

Optional Extra



SPECIAL NOTES



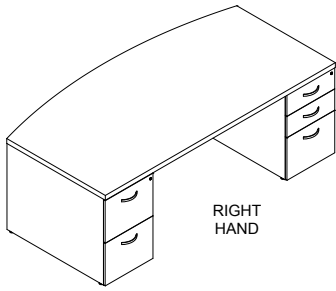
ORDER CODE SAMPLE						
ITEM CODE	WIDTH	DEPTH	HEIGHT	LAMINATE	LOCK	OPTION
NDRGN	W60	D36	H29	M1	LBB	HF

- 1" thick LPL gables and modesty with 1" leveling
- Full recessed modesty (FM) is standard; recessed 12" from front edge of bow
- File hanging bars and lock(s) included
- Laminate codes - M1: 1" LPL, H1: 1" HPL (worksurface only)

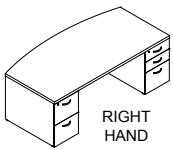
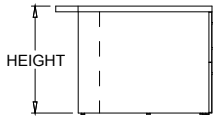
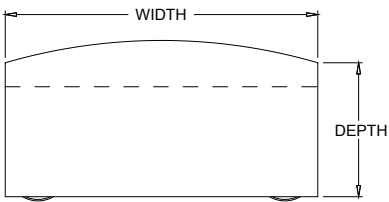

- All standard laminate finishes available
- Specify lock option: BRC standard black 'LBB', silver 'LBS'
- 3/4 modesty (20") 'SM'
- 1/2 modesty panel (12") 'TM'

- High pressure drawer fronts add code 'HF' and add \$371
- 3" Grommet (AG30A) add code(s) 'GL', 'GC' and/or 'GR', add \$76 per grommet

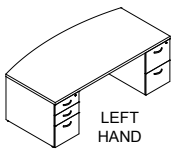
- Pedestals are not finished on the back and visible when less than full modesty is specified.



RIGHT HAND



RIGHT HAND



LEFT HAND

OVERALL SIZE			LAMINATE	
WIDTH	DEPTH	HEIGHT	PRICE M1	PRICE H1
60"	36"	29"	2,139	2,330
66"	36"	29"	2,181	2,377
72"	36"	29"	2,216	2,405
78"	36"	29"	2,257	2,446
84"	36"	29"	2,296	2,486
72"	42"	29"	2,254	2,442
78"	42"	29"	2,293	2,480
84"	42"	29"	2,326	2,516

Features & Specifications

No Charge Options

Optional Extra

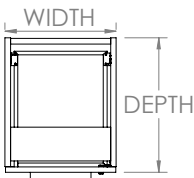

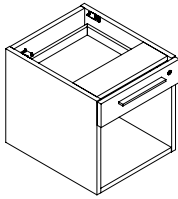


SPECIAL NOTES



ORDER CODE SAMPLE							
ITEM CODE	WIDTH	DEPTH	HEIGHT	LAMINATE	HAND	LOCK	OPTION
NDRAN	W60	D36	H29	M1	R	LBB	HF

- 1" thick LPL gables and modesty with 1" leveling
- Full recessed modesty (FM) is standard; recessed 12" from front edge of bow
- One pencil tray, file hanging bars and lock(s) included
- Laminate codes - M1: 1" LPL, H1: 1" HPL (worksurface only)
- Specify handedness left 'L' or right 'R' when ordering
- All standard laminate finishes available
- Specify lock option: BRC standard black 'LBB', silver 'LBS'
- 3/4 modesty (20") 'SM'
- 1/2 modesty panel (12") 'TM'
- High pressure drawer fronts add code 'HF' and add \$464
- 3" Grommet (AG30A) add code(s) 'GL', 'GC' and/or 'GR', add \$76 per grommet
- Pedestals are not finished on the back and visible when less than full modesty is specified.



OVERALL SIZE			LAMINATE
WIDTH	DEPTH	HEIGHT	PRICE
15.75"	18.75"	16"	490



ORDER CODE SAMPLE					
ITEM CODE	WIDTH	DEPTH	HEIGHT	LOCK	OPTION
NSBSA	W15.75	D18.75	H16	LBB	HF

**Features & Specifications**

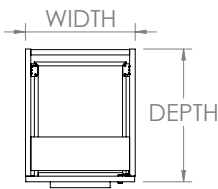
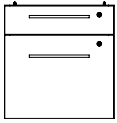
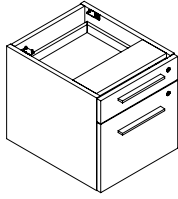
- All laminate 0.75" LPL construction
- Undersurface mounting hardware included

**No Charge Options**

- All standard laminate finishes available
- Specify lock option: BRC standard black 'LBB', silver 'LBS'

**Optional Extra**

- High pressure drawer fronts add code 'HF' and add \$116



OVERALL SIZE			LAMINATE
WIDTH	DEPTH	HEIGHT	PRICE
15.75"	18.75"	16"	605



ORDER CODE SAMPLE					
ITEM CODE	WIDTH	DEPTH	HEIGHT	LOCK	OPTION
NSBFA	W15.75	D18.75	H16	LBB	HF

Features & Specifications

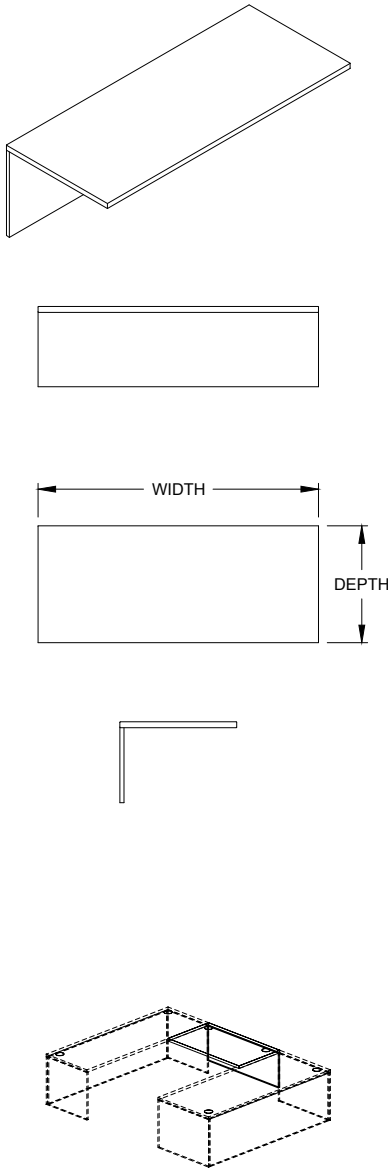
- All laminate 0.75" LPL construction
- Lower storage is closed hinged door
- Undersurface mounting hardware included

No Charge Options

- All standard laminate finishes available
- Specify lock option: BRC standard black 'LBB', silver 'LBS'

Optional Extra

- High pressure drawer fronts add code 'HF' and add \$232



OVERALL SIZE		LAMINATE	
WIDTH	DEPTH	PRICE <i>M1</i>	PRICE <i>H1</i>
30"	20"	363	550
36"	20"	370	558
42"	20"	379	570
48"	20"	432	621
30"	24"	472	542
36"	24"	516	598
42"	24"	562	659
48"	24"	571	670
54"	24"	711	846
60"	24"	781	930
30"	30"	497	570
36"	30"	542	629
42"	30"	592	693
48"	30"	600	703
54"	30"	748	889
60"	30"	822	977

Features & Specifications



ORDER CODE SAMPLE				
ITEM CODE	WIDTH	DEPTH	LAMINATE	OPTION
NBRTN	W30	D20	<i>M1</i>	<i>FM</i>

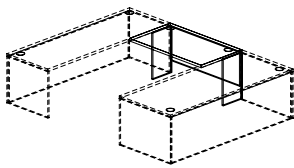
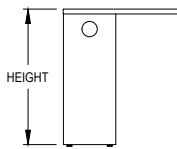
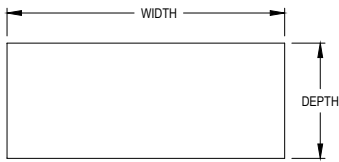

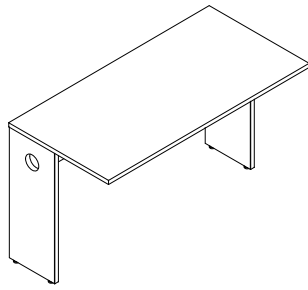
- 1" Thick LPL construction
- 3/4 Flush modesty (SM) is standard
- Includes flat brackets (NAFLA) with attaching hardware, two sets
- Laminate codes - *M1*: 1" LPL, *H1*: 1" HPL (worksurface only)

No Charge Options

- All standard laminate finishes available
- Full modesty panel '*FM*'
- 1/2 modesty panel (12") '*TM*'

Optional Extra

- 1/4 modesty panels (7") '*QM*' add \$224
- 3" Grommet (AG30A) add code(s) '*GL*', '*GC*' and/or '*GR*', add \$76 per grommet



Features & Specifications

No Charge Options

Optional Extra

OVERALL SIZE			LAMINATE	
WIDTH	DEPTH	HEIGHT	PRICE M1	PRICE H1
24"	20"	29"	530	758
30"	20"	29"	537	763
36"	20"	29"	578	803
42"	20"	29"	622	849
48"	20"	29"	659	885
54"	20"	29"	693	917
60"	20"	29"	698	925
72"	20"	29"	754	981
84"	20"	29"	1,117	1,341
24"	24"	29"	530	758
30"	24"	29"	537	763
36"	24"	29"	578	803
42"	24"	29"	622	849
48"	24"	29"	659	885
54"	24"	29"	693	917
60"	24"	29"	698	925
72"	24"	29"	754	981
84"	24"	29"	1,117	1,341
24"	30"	29"	572	792
30"	30"	29"	605	830
36"	30"	29"	632	860
42"	30"	29"	657	883
48"	30"	29"	706	931
54"	30"	29"	749	975
60"	30"	29"	758	983
72"	30"	29"	840	1,019
84"	30"	29"	1,207	1,376

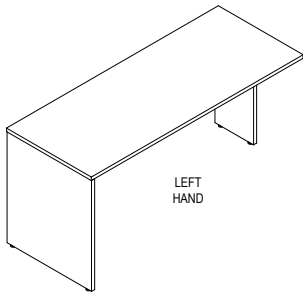


ORDER CODE SAMPLE					
ITEM CODE	WIDTH	DEPTH	HEIGHT	LAMINATE	OPTION
NBRDN	W30	D20	H29	M1	FM

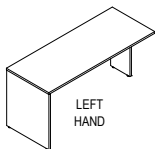
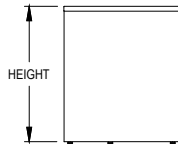
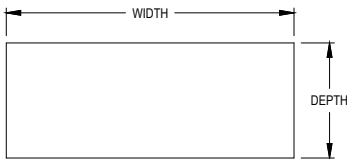

- 1" thick LPL gables and modesty with 1" leveling
- 3/4 Flush modesty (SM) is standard
- Recessed gable(s) include grommet for wire pass through
- Includes flat brackets (NAFLA) with attaching hardware, two sets
- Laminate codes - M1: 1" LPL, H1: 1" HPL (worksurface only)

- All standard laminate finishes available
- Full modesty panel 'FM'
- 1/2 modesty panel (12") 'TM'

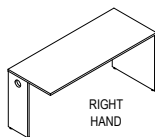
- 1/4 modesty panels (7") 'QM' add \$224
- 3" Grommet (AG30A) add code(s) 'GL', 'GC' and/or 'GR', add \$76 per grommet



LEFT HAND



LEFT HAND



RIGHT HAND

Features & Specifications

No Charge Options

Optional Extra

OVERALL SIZE			LAMINATE	
WIDTH	DEPTH	HEIGHT	PRICE M1	PRICE H1
24"	20"	29"	530	758
30"	20"	29"	537	763
36"	20"	29"	578	803
42"	20"	29"	622	849
48"	20"	29"	659	885
54"	20"	29"	693	917
60"	20"	29"	698	925
72"	20"	29"	754	981
84"	20"	29"	1,117	1,341
24"	24"	29"	530	758
30"	24"	29"	537	763
36"	24"	29"	578	803
42"	24"	29"	622	849
48"	24"	29"	659	885
54"	24"	29"	693	917
60"	24"	29"	698	925
72"	24"	29"	754	981
84"	24"	29"	1,117	1,341
24"	30"	29"	572	792
30"	30"	29"	605	830
36"	30"	29"	632	860
42"	30"	29"	657	883
48"	30"	29"	706	931
54"	30"	29"	749	975
60"	30"	29"	758	983
72"	30"	29"	840	1,019
84"	30"	29"	1,207	1,376

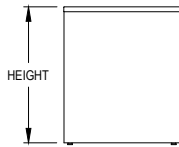
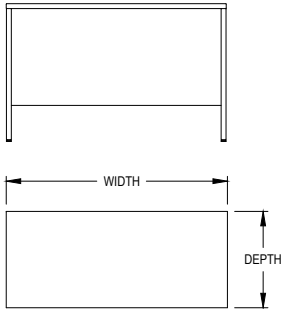
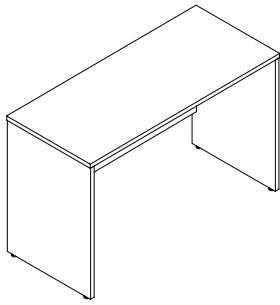


ORDER CODE SAMPLE						
ITEM CODE	WIDTH	DEPTH	HEIGHT	LAMINATE	HAND	OPTION
NRTAN	W24	D20	H29	M1	R	FM

- 1" thick LPL gables and modesty with 1" leveling
- 3/4 Flush modesty (SM) is standard
- Recessed gable(s) include grommet for wire pass through
- Includes flat brackets (NAFLA) with attaching hardware, one set
- Laminate codes - M1: 1" LPL, H1: 1" HPL (worksurface only)
- Specify handedness left 'L' or right 'R' when ordering

- All standard laminate finishes available
- Full modesty panel 'FM'
- 1/2 modesty panel (12") 'TM'

- 1/4 modesty panels (7") 'QM' add \$224
- 3" Grommet (AG30A) add code(s) 'GL', 'GC' and/or 'GR', add \$76 per grommet



OVERALL SIZE			LAMINATE	
WIDTH	DEPTH	HEIGHT	PRICE M1	PRICE H1
24"	20"	29"	530	758
30"	20"	29"	537	763
36"	20"	29"	578	803
42"	20"	29"	622	849
48"	20"	29"	659	885
54"	20"	29"	693	917
60"	20"	29"	698	925
72"	20"	29"	754	981
84"	20"	29"	1,117	1,341
24"	24"	29"	530	758
30"	24"	29"	537	763
36"	24"	29"	578	803
42"	24"	29"	622	849
48"	24"	29"	659	885
54"	24"	29"	693	917
60"	24"	29"	698	925
72"	24"	29"	754	981
84"	24"	29"	1,117	1,341
24"	30"	29"	572	792
30"	30"	29"	605	830
36"	30"	29"	632	860
42"	30"	29"	657	883
48"	30"	29"	706	931
54"	30"	29"	749	975
60"	30"	29"	758	983
72"	30"	29"	840	1,019
84"	30"	29"	1,207	1,376



ORDER CODE SAMPLE					
ITEM CODE	WIDTH	DEPTH	HEIGHT	LAMINATE	OPTION
NTTFN	W24	D20	H29	M1	FM

Features & Specifications

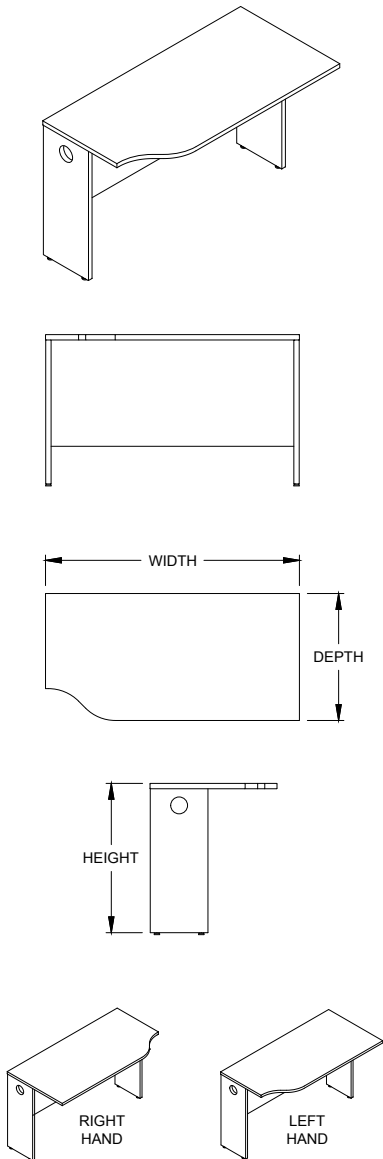
- 1" thick LPL gables and modesty with 1" leveling
- 3/4 Flush modesty (SM) is standard
- Laminate codes - *M1*: 1" LPL, *H1*: 1" HPL (worksurface only)

No Charge Options

- All standard laminate finishes available
- Full modesty panel '*FM*'
- 1/2 modesty panel (12") '*TM*'

Optional Extra

- 1/4 modesty panels (7") '*QM*' add \$224
- 3" Grommet (AG30A) add code(s) '*GL*', '*GC*' and/or '*GR*', add \$76 per grommet



OVERALL SIZE			LAMINATE	
WIDTH	DEPTH	HEIGHT	PRICE M1	PRICE H1
24"	24"	29"	570	758
30"	24"	29"	583	774
36"	24"	29"	618	805
42"	24"	29"	659	849
48"	24"	29"	698	883
54"	24"	29"	720	915
60"	24"	29"	724	945
24"	30"	29"	625	815
30"	30"	29"	632	821
36"	30"	29"	671	860
42"	30"	29"	708	897
48"	30"	29"	735	904
54"	30"	29"	775	932
60"	30"	29"	801	965

Features & Specifications

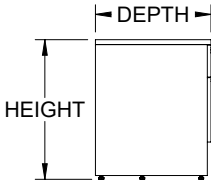
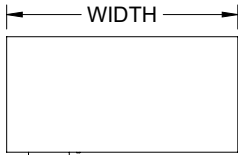
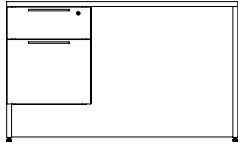
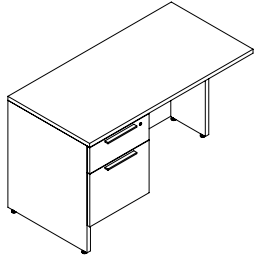
No Charge Options

Optional Extra

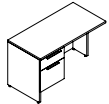


ORDER CODE SAMPLE						
ITEM CODE	WIDTH	DEPTH	HEIGHT	LAMINATE	HAND	OPTION
NBSAN	W24	D30	H29	M1	L	FM

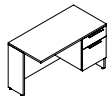
- 1" thick LPL gables and modesty with 1" leveling
- 3/4 Flush modesty (SM) is standard
- Recessed gable(s) include grommet for wire pass through
- Includes flat brackets (NAFLA) with attaching hardware, two sets
- Laminate codes - M1: 1" LPL, H1: 1" HPL (worksurface only)
- Specify handedness left 'L' or right 'R' when ordering
- All standard laminate finishes available
- Full modesty panel 'FM'
- 1/2 modesty panel (12") 'TM'
- 1/4 modesty panels (7") 'QM' add \$224
- 3" Grommet (AG30A) add code(s) 'GL', 'GC' and/or 'GR', add \$76 per grommet



LEFT HAND



RIGHT HAND



OVERALL SIZE			LAMINATE	
WIDTH	DEPTH	HEIGHT	PRICE M1	PRICE H1
30"	20"	29"	908	1,119
36"	20"	29"	952	1,158
42"	20"	29"	993	1,200
48"	20"	29"	1,034	1,240
54"	20"	29"	1,101	1,328
60"	20"	29"	1,167	1,415
30"	24"	29"	993	1,198
36"	24"	29"	1,034	1,240
42"	24"	29"	1,077	1,284
48"	24"	29"	1,087	1,296
54"	24"	29"	1,192	1,417
60"	24"	29"	1,291	1,540
30"	30"	29"	1,073	1,296
36"	30"	29"	1,117	1,340
42"	30"	29"	1,163	1,387
48"	30"	29"	1,175	1,400
54"	30"	29"	1,287	1,530
60"	30"	29"	1,395	1,663



ORDER CODE SAMPLE							
ITEM CODE	WIDTH	DEPTH	HEIGHT	LAMINATE	HAND	LOCK	OPTION
NTSAN	W30	D20	H29	M1	R	LBB	QM HF

Features & Specifications

- 1" thick LPL gables and modesty with 1" leveling
- 3/4 Flush modesty (SM) is standard
- Recessed gable(s) include grommet for wire pass through
- Includes flat brackets (NAFLA) with attaching hardware, one set
- One pencil tray, file hanging bars and lock(s) included
- Laminate codes - M1: 1" LPL, H1: 1" HPL (worksurface only)
- Specify handedness left 'L' or right 'R' when ordering

No Charge Options

- All standard laminate finishes available
- Specify lock option: BRC standard black 'LBB', silver 'LBS'
- Full modesty panel 'FM'
- 1/2 modesty panel (12") 'TM'

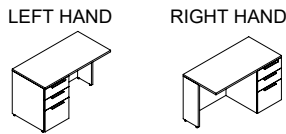
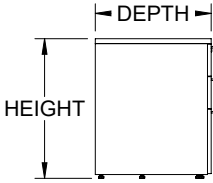
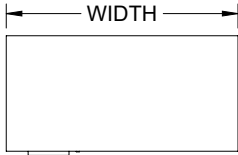
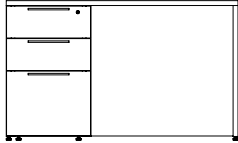
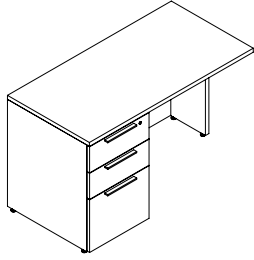
Optional Extra

- 1/4 modesty panels (7") 'QM' add \$224
- High pressure drawer fronts add code 'HF' and add \$371
- 3" Grommet (AG30A) add code(s) 'GL', 'GC' and/or 'GR', add \$76 per grommet



SPECIAL NOTES

- Pedestals are not finished on the back and visible when less than full modesty is specified.



OVERALL SIZE			LAMINATE	
WIDTH	DEPTH	HEIGHT	PRICE M1	PRICE H1
30"	20"	29"	1,119	1,326
36"	20"	29"	1,158	1,366
42"	20"	29"	1,200	1,410
48"	20"	29"	1,240	1,451
54"	20"	29"	1,309	1,539
60"	20"	29"	1,374	1,621
30"	24"	29"	1,200	1,410
36"	24"	29"	1,245	1,451
42"	24"	29"	1,284	1,491
48"	24"	29"	1,296	1,516
54"	24"	29"	1,385	1,632
60"	24"	29"	1,496	1,747
30"	30"	29"	1,298	1,522
36"	30"	29"	1,344	1,568
42"	30"	29"	1,387	1,611
48"	30"	29"	1,400	1,637
54"	30"	29"	1,495	1,764
60"	30"	29"	1,617	1,886



ORDER CODE SAMPLE							
ITEM CODE	WIDTH	DEPTH	HEIGHT	LAMINATE	HAND	LOCK	OPTION
NTBAZ	W30	D20	H29	M1	L	LBB	HF

Features & Specifications

- 1" thick LPL gables and modesty with 1" leveling
- Full flush modesty (FM) is standard
- Recessed gable(s) include grommet for wire pass through
- Includes flat brackets (NAFLA) with attaching hardware, one set
- One pencil tray, file hanging bars and lock(s) included
- Laminate codes - M1: 1" LPL, H1: 1" HPL (worksurface only)
- Specify handedness left 'L' or right 'R' when ordering

No Charge Options

- All standard laminate finishes available
- Specify lock option: BRC standard black 'LBB', silver 'LBS'
- 3/4 modesty (20") 'SM'
- 1/2 modesty panel (12") 'TM'

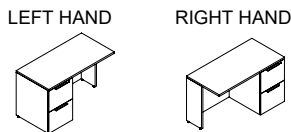
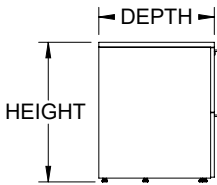
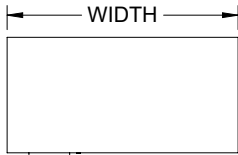
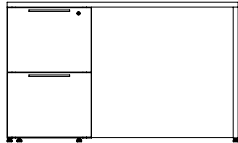
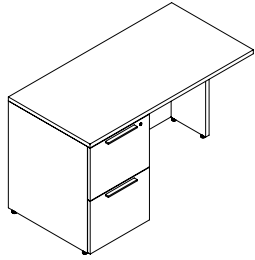
Optional Extra

- High pressure drawer fronts add code 'HF' and add \$278
- 3" Grommet (AG30A) add code(s) 'GL', 'GC' and/or 'GR', add \$76 per grommet



SPECIAL NOTES

- Pedestals are not finished on the back and visible when less than full modesty is specified.



OVERALL SIZE			LAMINATE	
WIDTH	DEPTH	HEIGHT	PRICE M1	PRICE H1
30"	20"	29"	1,015	1,206
36"	20"	29"	1,055	1,240
42"	20"	29"	1,092	1,281
48"	20"	29"	1,130	1,318
54"	20"	29"	1,189	1,395
60"	20"	29"	1,249	1,475
30"	24"	29"	1,092	1,281
36"	24"	29"	1,132	1,318
42"	24"	29"	1,167	1,356
48"	24"	29"	1,175	1,378
54"	24"	29"	1,258	1,485
60"	24"	29"	1,361	1,587
30"	30"	29"	1,180	1,385
36"	30"	29"	1,221	1,425
42"	30"	29"	1,261	1,465
48"	30"	29"	1,270	1,490
54"	30"	29"	1,359	1,603
60"	30"	29"	1,470	1,714



ORDER CODE SAMPLE							
ITEM CODE	WIDTH	DEPTH	HEIGHT	LAMINATE	HAND	LOCK	OPTION
NTFAZ	W30	D20	H29	M1	L	LBB	HF

Features & Specifications

- 1" thick LPL gables and modesty with 1" leveling
- Full flush modesty (FM) is standard
- Recessed gable(s) include grommet for wire pass through
- Includes flat brackets (NAFLA) with attaching hardware, one set
- File hanging bars and lock(s) included
- Laminate codes - *M1*: 1" LPL, *H1*: 1" HPL (worksurface only)
- Specify handedness left '*L*' or right '*R*' when ordering

No Charge Options

- All standard laminate finishes available
- Specify lock option: BRC standard black '*LBB*', silver '*LBS*'
- 3/4 modesty (20") '*SM*'
- 1/2 modesty panel (12") '*TM*'

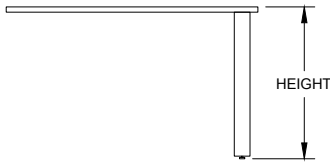
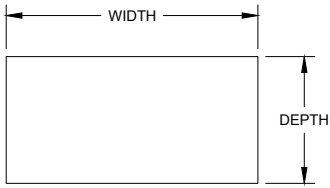
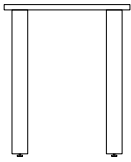
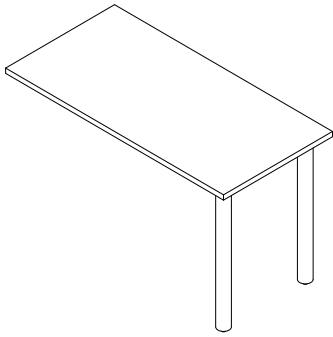
Optional Extra

- High pressure drawer fronts add code '*HF*' and add \$187
- 3" Grommet (AG30A) add code(s) '*GL*', '*GC*' and/or '*GR*', add \$76 per grommet



SPECIAL NOTES

- Pedestals are not finished on the back and visible when less than full modesty is specified.



Features & Specifications

No Charge Options

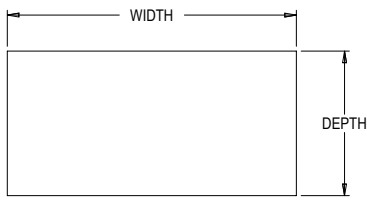
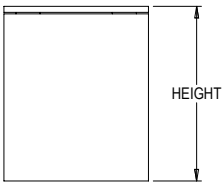
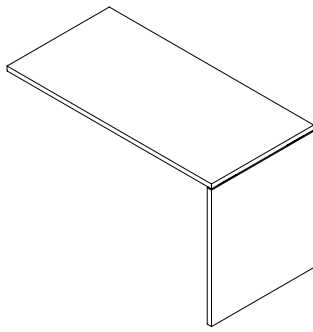
Optional Extra

OVERALL SIZE			LAMINATE	
WIDTH	DEPTH	HEIGHT	PRICE M1	PRICE H1
24"	24"	29"	473	674
30"	24"	29"	498	710
36"	24"	29"	524	746
42"	24"	29"	553	785
48"	24"	29"	581	826
54"	24"	29"	587	831
60"	24"	29"	630	877
24"	30"	29"	498	710
30"	30"	29"	618	831
36"	30"	29"	650	875
42"	30"	29"	683	920
48"	30"	29"	720	968
54"	30"	29"	754	1,003
60"	30"	29"	763	1,008



ORDER CODE SAMPLE					
ITEM CODE	WIDTH	DEPTH	HEIGHT	LAMINATE	OPTION
NRWPN	W24	D30	H29	M1	GR

- 1" Leveling included
- Includes two metal 3" diameter post legs
- Includes flat brackets (NAFLA) with attaching hardware, one set
- Laminate codes - M1: 1" LPL, H1: 1" HPL (worksurface only)
- All standard laminates and metal finishes available
- 3" Grommet (AG30A) add code(s) 'GL', 'GC' and/or 'GR', add \$76 per grommet



Features & Specifications

No Charge Options

Optional Extra



SPECIAL NOTES

OVERALL SIZE			LAMINATE	
WIDTH	DEPTH	HEIGHT	PRICE M1	PRICE H1
24"	24"	29"	662	837
30"	24"	29"	684	867
36"	24"	29"	708	901
42"	24"	29"	732	933
48"	24"	29"	758	970
54"	24"	29"	762	975
60"	24"	29"	799	1,014
24"	30"	29"	684	867
30"	30"	29"	787	975
36"	30"	29"	815	1,011
42"	30"	29"	846	1,053
48"	30"	29"	876	1,093
54"	30"	29"	906	1,122
60"	30"	29"	915	1,128



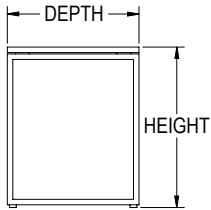
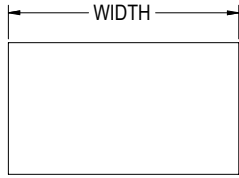
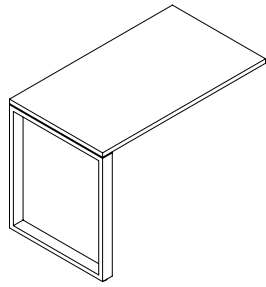
ORDER CODE SAMPLE					
ITEM CODE	WIDTH	DEPTH	HEIGHT	LAMINATE	OPTION
NRWGN	W24	D30	H29	M1	GR

- 1" thick LPL gables with 1" leveling
- Includes two metal L brackets and one laminate end gable
- Includes flat brackets (NAFLA) with attaching hardware, one set
- Laminate codes - M1: 1" LPL, H1: 1" HPL (worksurface only)

- All standard laminate finishes available

- 3" Grommet (AG30A) add code(s) 'GL', 'GC' and/or 'GR', add \$76 per grommet

- Note that gable brackets will prevent undermount storage from sitting flush to the inside of the gable. User must assume at least 6" of clearance.



Features & Specifications

No Charge Options



SPECIAL NOTES

OVERALL SIZE			LAMINATE	
WIDTH	DEPTH	HEIGHT	PRICE M1	PRICE H1
24"	24"	29"	886	1,086
30"	24"	29"	911	1,122
36"	24"	29"	937	1,158
42"	24"	29"	965	1,197
48"	24"	29"	993	1,238
54"	24"	29"	1,001	1,244
60"	24"	29"	1,042	1,289
24"	30"	29"	911	1,122
30"	30"	29"	1,029	1,244
36"	30"	29"	1,062	1,287
42"	30"	29"	1,095	1,334
48"	30"	29"	1,132	1,381
54"	30"	29"	1,167	1,415
60"	30"	29"	1,175	1,420



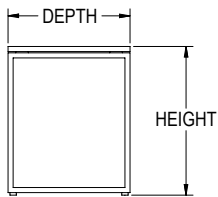
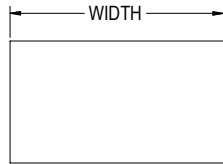
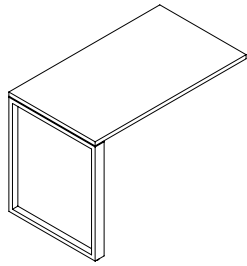
ORDER CODE SAMPLE

ITEM CODE	WIDTH	DEPTH	HEIGHT	LAMINATE
NAHEN	W48	D30	H29	M1

- Tubular steel construction with one inch of leveling
- Includes flat brackets (FAFLA) with attaching hardware, one set
- Laminate codes - *M1*: 1" LPL, *H1*: 1" HPL (worksurface only)

- All standard laminates and metal finishes available

- Note that base upper brackets will prevent undermount storage from sitting flush to the inside of the base. User must assume at least 6" of clearance.



OVERALL SIZE			LAMINATE	
WIDTH	DEPTH	HEIGHT	PRICE M1	PRICE H1
24"	24"	29"	1,062	1,263
30"	24"	29"	1,086	1,298
36"	24"	29"	1,113	1,335
42"	24"	29"	1,142	1,374
48"	24"	29"	1,169	1,415
54"	24"	29"	1,175	1,419
60"	24"	29"	1,218	1,466
24"	30"	29"	1,086	1,298
30"	30"	29"	1,206	1,419
36"	30"	29"	1,238	1,463
42"	30"	29"	1,271	1,509
48"	30"	29"	1,308	1,557
54"	30"	29"	1,342	1,591
60"	30"	29"	1,351	1,597

Features & Specifications

No Charge Options



SPECIAL NOTES



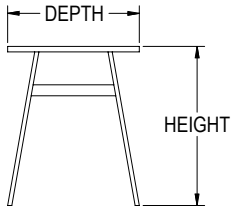

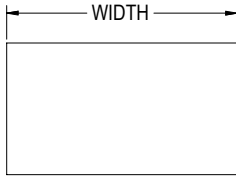

ORDER CODE SAMPLE

ITEM CODE	WIDTH	DEPTH	HEIGHT	LAMINATE
NAHPN	W48	D30	H29	M1

- Tubular steel construction with one inch of leveling
- Includes flat brackets (FAFLA) with attaching hardware, one set
- Laminate insert panel made from 3/4" LPL laminate
- Grain direction runs vertical where applicable
- Laminate codes - M1: 1" LPL, H1: 1" HPL (worksurface only)

- All standard laminates and metal finishes available

- Note that base upper brackets will prevent undermount storage from sitting flush to the inside of the base. User must assume at least 6" of clearance.



OVERALL SIZE			LAMINATE	
WIDTH	DEPTH	HEIGHT	PRICE M1	PRICE H1
24"	24"	29"	925	1,124
30"	24"	29"	950	1,160
36"	24"	29"	976	1,196
42"	24"	29"	1,004	1,236
48"	24"	29"	1,032	1,276
54"	24"	29"	1,038	1,283
60"	24"	29"	1,081	1,327
24"	30"	29"	950	1,160
30"	30"	29"	1,067	1,283
36"	30"	29"	1,101	1,325
42"	30"	29"	1,134	1,371
48"	30"	29"	1,169	1,419
54"	30"	29"	1,206	1,452
60"	30"	29"	1,214	1,459

Features & Specifications

No Charge Options



SPECIAL NOTES

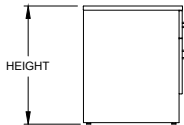
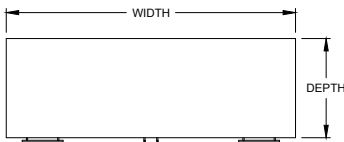
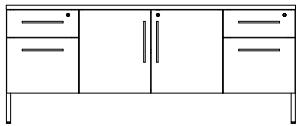
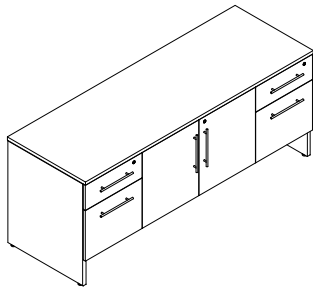


ORDER CODE SAMPLE				
ITEM CODE	WIDTH	DEPTH	HEIGHT	LAMINATE
NAHAN	W48	D30	H29	M1

- Tubular steel construction with one inch of leveling
- Includes flat brackets (FAFLA) with attaching hardware, one set
- Laminate codes - *M1*: 1" LPL, *H1*: 1" HPL (worksurface only)

- All standard laminates and metal finishes available

- Note that base upper brackets will prevent undermount storage from sitting flush to the inside of the base. User must assume at least 6" of clearance.



OVERALL SIZE			LAMINATE	
WIDTH	DEPTH	HEIGHT	PRICE M1	PRICE H1
60"	20"	29"	1,730	1,954
66"	20"	29"	1,777	2,004
72"	20"	29"	1,839	2,064
60"	24"	29"	1,824	2,052
66"	24"	29"	1,842	2,071
72"	24"	29"	1,900	2,127

Features & Specifications

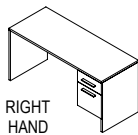
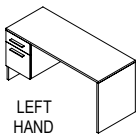
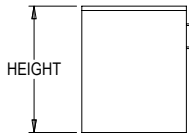
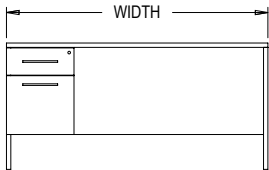
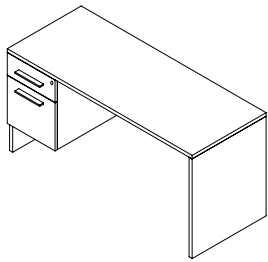
No Charge Options

Optional Extra



ORDER CODE SAMPLE						
ITEM CODE	WIDTH	DEPTH	HEIGHT	LAMINATE	LOCK	OPTION
NCRFN	W60	D20	H29	M1	LBB	HF

- 1" thick LPL gables and modesty with 1" leveling
- 3/4 Flush modesty (SM) is standard
- One pencil tray, file hanging bars and lock(s) included
- Laminate codes - M1: 1" LPL, H1: 1" HPL (top only)
- All standard laminate finishes available
- Specify lock option: BRC standard black 'LBB', silver 'LBS'
- Full modesty panel 'FM'
- High pressure drawer and door fronts add code 'HF' and add \$557



OVERALL SIZE			LAMINATE	
WIDTH	DEPTH	HEIGHT	PRICE M1	PRICE H1
48"	20"	29"	940	1,130
54"	20"	29"	1,002	1,208
60"	20"	29"	1,061	1,286
66"	20"	29"	1,096	1,323
72"	20"	29"	1,230	1,455
48"	24"	29"	990	1,175
54"	24"	29"	1,084	1,288
60"	24"	29"	1,172	1,399
66"	24"	29"	1,210	1,438
72"	24"	29"	1,258	1,485

Features & Specifications

No Charge Options

Optional Extra

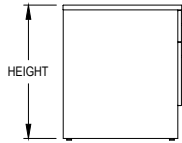
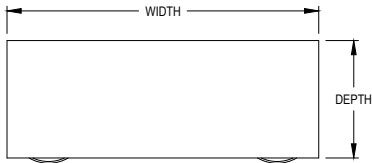
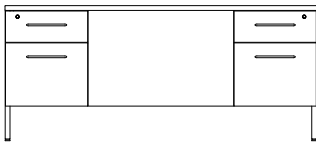
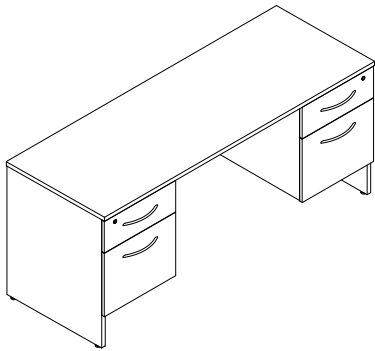


SPECIAL NOTES



ORDER CODE SAMPLE							
ITEM CODE	WIDTH	DEPTH	HEIGHT	LAMINATE	HAND	LOCK	OPTION
NCRAN	W60	D20	H29	M1	R	LBB	FM HF

- 1" thick LPL gables and modesty with 1" leveling
- 3/4 Flush modesty (SM) is standard
- One pencil tray, file hanging bars and lock(s) included
- Laminate codes - M1: 1" LPL, H1: 1" HPL (top only)
- Specify handedness left 'L' or right 'R' when ordering
- All standard laminate finishes available
- Specify lock option: BRC standard black 'LBB', silver 'LBS'
- Full modesty panel 'FM'
- 1/2 modesty panel (12") 'TM'
- High pressure drawer fronts add code 'HF' and add \$278
- 3" Grommet (AG30A) add code(s) 'GL', 'GC' and/or 'GR', add \$76 per grommet
- Pedestals are not finished on the back and visible when less than full modesty is specified.



OVERALL SIZE			LAMINATE	
WIDTH	DEPTH	HEIGHT	PRICE M1	PRICE H1
60"	20"	29"	1,381	1,606
66"	20"	29"	1,417	1,644
72"	20"	29"	1,485	1,709
60"	24"	29"	1,495	1,643
66"	24"	29"	1,538	1,761
72"	24"	29"	1,570	1,796

Features & Specifications

No Charge Options

Optional Extra

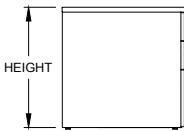
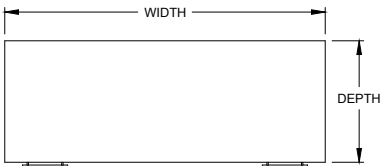

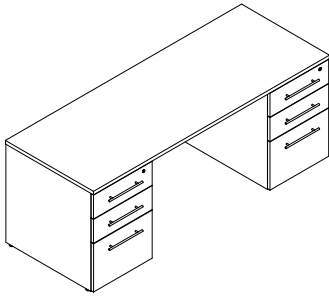


SPECIAL NOTES



ORDER CODE SAMPLE						
ITEM CODE	WIDTH	DEPTH	HEIGHT	LAMINATE	LOCK	OPTION
NCRKN	W60	D20	H29	M1	LBB	HF

- 1" Leveling included with 1" thick LPL gables and modesty
- 3/4 Flush modesty (SM) is standard
- One pencil tray, file hanging bars and lock(s) included
- Laminate codes - M1: 1" LPL, H1: 1" HPL (top only)
- All standard laminate finishes available
- Specify lock option: BRC standard black 'LBB', silver 'LBS'
- Full modesty panel 'FM'
- 1/2 modesty panel (12") 'TM'
- High pressure drawer fronts add code 'HF' and add \$371
- Pedestals are not finished on the back and visible when less than full modesty is specified.



OVERALL SIZE			LAMINATE	
WIDTH	DEPTH	HEIGHT	PRICE M1	PRICE H1
60"	20"	29"	1,758	1,983
66"	20"	29"	1,796	2,022
72"	20"	29"	1,862	2,087
60"	24"	29"	1,872	2,020
66"	24"	29"	1,912	2,138
72"	24"	29"	1,947	2,132

Features & Specifications

No Charge Options

Optional Extra

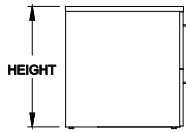
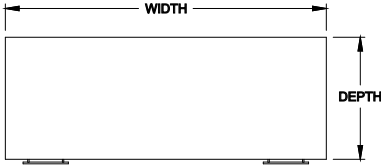

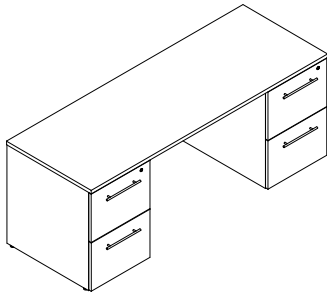


SPECIAL NOTES



ORDER CODE SAMPLE						
ITEM CODE	WIDTH	DEPTH	HEIGHT	LAMINATE	LOCK	OPTION
NCKBZ	W60	D20	H29	M1	LBB	HF

- 1" thick LPL gables and modesty with 1" leveling
- Full flush modesty (FM) is standard
- One pencil tray, file hanging bars and lock(s) included
- Laminate codes - M1: 1" LPL, H1: 1" HPL (top only)
- All standard laminate finishes available
- Specify lock option: BRC standard black 'LBB', silver 'LBS'
- 3/4 modesty (20") 'SM'
- 1/2 modesty panel (12") 'TM'
- High pressure drawer fronts add code 'HF' and add \$278
- Pedestals are not finished on the back and visible when less than full modesty is specified.



OVERALL SIZE			LAMINATE	
WIDTH	DEPTH	HEIGHT	PRICE M1	PRICE H1
60"	20"	29"	1,758	1,983
66"	20"	29"	1,796	2,022
72"	20"	29"	1,862	2,087
60"	24"	29"	1,872	2,020
66"	24"	29"	1,912	2,138
72"	24"	29"	1,947	2,171



ORDER CODE SAMPLE						
ITEM CODE	WIDTH	DEPTH	HEIGHT	LAMINATE	LOCK	OPTION
NCKFZ	W60	D20	H29	M1	LBB	HF

Features & Specifications

- 1" thick LPL gables and modesty with 1" leveling
- Full flush modesty (FM) is standard
- File hanging bars and lock(s) included
- Laminate codes - M1: 1" LPL, H1: 1" HPL (top only)

No Charge Options

- All standard laminate finishes available
- Specify lock option: BRC standard black 'LBB', silver 'LBS'
- 3/4 modesty (20") 'SM'
- 1/2 modesty panel (12") 'TM'

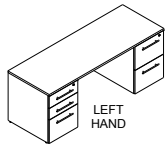
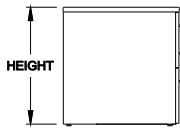
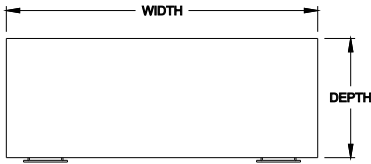

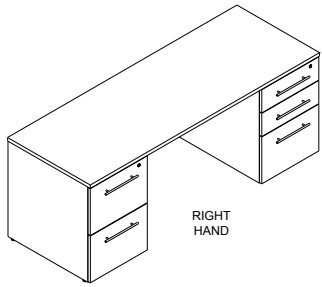
Optional Extra

- High pressure drawer fronts add code 'HF' and add \$187



SPECIAL NOTES

- Pedestals are not finished on the back and visible when less than full modesty is specified.



OVERALL SIZE			LAMINATE	
WIDTH	DEPTH	HEIGHT	PRICE M1	PRICE H1
60"	20"	29"	1,758	1,983
66"	20"	29"	1,796	2,022
72"	20"	29"	1,862	2,087
60"	24"	29"	1,872	2,020
66"	24"	29"	1,912	2,138
72"	24"	29"	1,947	2,171

Features & Specifications

No Charge Options

Optional Extra

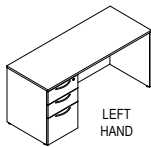
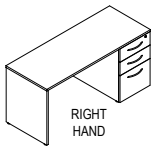
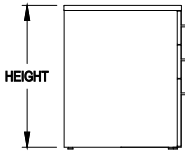
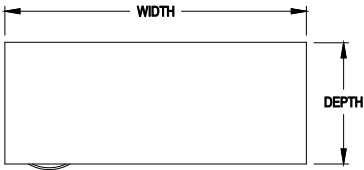
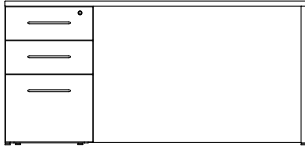
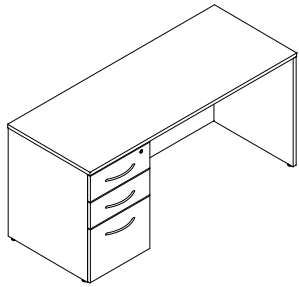


SPECIAL NOTES



ORDER CODE SAMPLE							
ITEM CODE	WIDTH	DEPTH	HEIGHT	LAMINATE	HAND	LOCK	OPTION
NCKAZ	W60	D20	H29	M1	L	LBB	HF

- 1" thick LPL gables and modesty with 1" leveling
- Full flush modesty (FM) is standard
- One pencil tray, file hanging bars and lock(s) included
- Laminate codes - M1: 1" LPL, H1: 1" HPL (top only)
- Specify handedness left 'L' or right 'R' when ordering
- All standard laminate finishes available
- Specify lock option: BRC standard black 'LBB', silver 'LBS'
- 3/4 modesty (20") 'SM'
- 1/2 modesty panel (12") 'TM'
- High pressure drawer fronts add code 'HF' and add \$278
- Pedestals are not finished on the back and visible when less than full modesty is specified.



OVERALL SIZE			LAMINATE	
WIDTH	DEPTH	HEIGHT	PRICE M1	PRICE H1
48"	20"	29"	956	1,185
54"	20"	29"	1,134	1,361
60"	20"	29"	1,249	1,475
66"	20"	29"	1,286	1,513
72"	20"	29"	1,417	1,644
48"	24"	29"	1,068	1,296
54"	24"	29"	1,249	1,475
60"	24"	29"	1,361	1,587
66"	24"	29"	1,399	1,624
72"	24"	29"	1,448	1,673

Features & Specifications

No Charge Options

Optional Extra

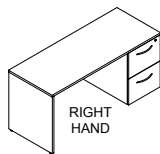
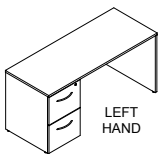
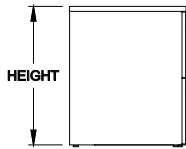
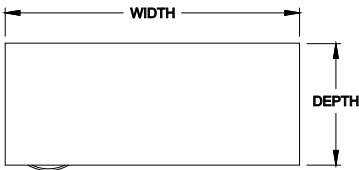
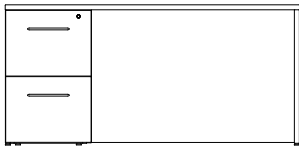
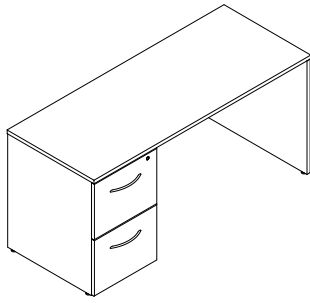


SPECIAL NOTES



ORDER CODE SAMPLE							
ITEM CODE	WIDTH	DEPTH	HEIGHT	LAMINATE	HAND	LOCK	OPTION
NCJAZ	W48	D20	H29	M1	R	LBB	HF

- 1" thick LPL gables and modesty with 1" leveling
- Full flush modesty (FM) is standard
- One pencil tray, file hanging bars and lock(s) included
- Laminate codes - M1: 1" LPL, H1: 1" HPL (top only)
- Specify handedness left 'L' or right 'R' when ordering
- All standard laminate finishes available
- Specify lock option: BRC standard black 'LBB', silver 'LBS'
- 3/4 modesty (20") 'SM'
- 1/2 modesty panel (12") 'TM'
- High pressure drawer fronts add code 'HF' and add \$278
- 3" Grommet (AG30A) add code(s) 'GL', 'GC' and/or 'GR', add \$76 per grommet
- Pedestals are not finished on the back and visible when less than full modesty is specified.



OVERALL SIZE			LAMINATE	
WIDTH	DEPTH	HEIGHT	PRICE M1	PRICE H1
48"	20"	29"	956	1,185
54"	20"	29"	1,134	1,361
60"	20"	29"	1,249	1,475
66"	20"	29"	1,286	1,513
72"	20"	29"	1,417	1,644
48"	24"	29"	1,068	1,296
54"	24"	29"	1,249	1,475
60"	24"	29"	1,361	1,587
66"	24"	29"	1,399	1,624
72"	24"	29"	1,448	1,673

Features & Specifications

No Charge Options

Optional Extra

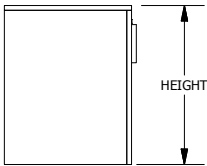
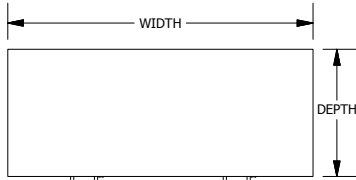
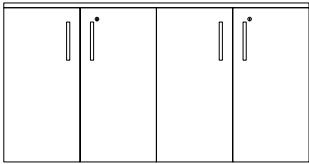
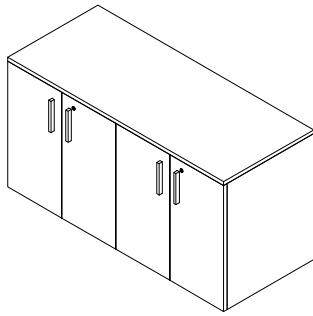


SPECIAL NOTES



ORDER CODE SAMPLE							
ITEM CODE	WIDTH	DEPTH	HEIGHT	LAMINATE	HAND	LOCK	OPTION
NCLAZ	W48	D20	H29	M1	R	LBB	HF

- 1" thick LPL gables and modesty with 1" leveling
- Full flush modesty (FM) is standard
- File hanging bars and lock(s) included
- Laminate codes - M1: 1" LPL, H1: 1" HPL (top only)
- Specify handedness left 'L' or right 'R' when ordering
- All standard laminate finishes available
- Specify lock option: BRC standard black 'LBB', silver 'LBS'
- 3/4 modesty (20") 'SM'
- 1/2 modesty panel (12") 'TM'
- High pressure drawer fronts add code 'HF' and add \$278
- 3" Grommet (AG30A) add code(s) 'GL', 'GC' and/or 'GR', add \$76 per grommet
- Pedestals are not finished on the back and visible when less than full modesty is specified.



Features & Specifications

No Charge Options

Optional Extra

OVERALL SIZE			LAMINATE	
WIDTH	DEPTH	HEIGHT	PRICE M1	PRICE H1
42"	18.75"	29"	1,654	1,860
48"	18.75"	29"	1,707	1,912
54"	18.75"	29"	1,759	1,964
60"	18.75"	29"	1,811	2,016
66"	18.75"	29"	1,862	2,067
72"	18.75"	29"	1,914	2,118
42"	20"	29"	1,654	1,860
48"	20"	29"	1,707	1,912
54"	20"	29"	1,759	1,964
60"	20"	29"	1,811	2,016
66"	20"	29"	1,862	2,067
72"	20"	29"	1,914	2,118
42"	24"	29"	1,708	1,913
48"	24"	29"	1,760	1,965
54"	24"	29"	1,812	2,017
60"	24"	29"	1,863	2,068
66"	24"	29"	1,915	2,122
72"	24"	29"	1,966	2,171

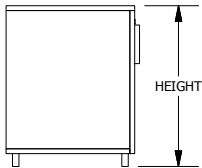
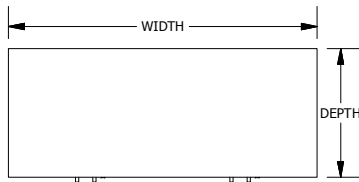
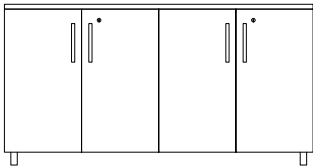
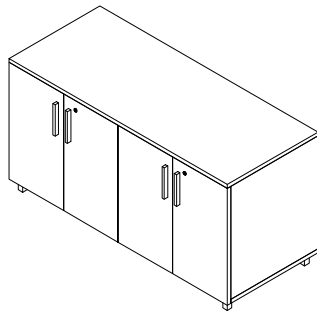


ORDER CODE SAMPLE						
ITEM CODE	WIDTH	DEPTH	HEIGHT	LAMINATE	LOCK	OPTION
NCCCZ	W60	D24	H29	M1	LBB	HF

- 3/4" Thick LPL case construction with one inch of leveling
- Includes lock(s)
- One 3/4" thick adjustable shelf per storage space
- Laminate codes - M1: 1" LPL, H1: 1" HPL (top only)

- All standard laminate finishes available
- Specify lock option: BRC standard black 'LBB', silver 'LBS'

- High pressure door fronts add code 'HF' and add \$371



Features & Specifications

No Charge Options

Optional Extra

OVERALL SIZE			LAMINATE	
WIDTH	DEPTH	HEIGHT	PRICE M1	PRICE H1
42"	18.75"	29"	1,786	1,992
48"	18.75"	29"	1,839	2,045
54"	18.75"	29"	1,892	2,097
60"	18.75"	29"	1,944	2,149
66"	18.75"	29"	1,995	2,199
72"	18.75"	29"	2,047	2,252
42"	20"	29"	1,786	1,992
48"	20"	29"	1,839	2,045
54"	20"	29"	1,892	2,097
60"	20"	29"	1,944	2,149
66"	20"	29"	1,995	2,199
72"	20"	29"	2,047	2,252
42"	24"	29"	1,841	2,046
48"	24"	29"	1,893	2,098
54"	24"	29"	1,945	2,152
60"	24"	29"	1,996	2,203
66"	24"	29"	2,050	2,254
72"	24"	29"	2,101	2,305

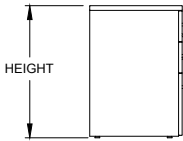
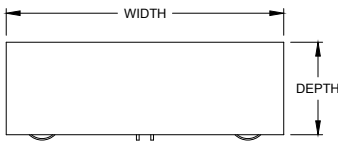
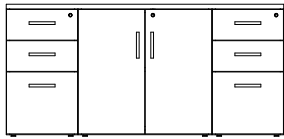
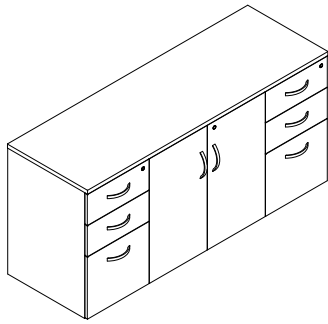


ORDER CODE SAMPLE						
ITEM CODE	WIDTH	DEPTH	HEIGHT	LAMINATE	LOCK	OPTION
NCCCY	W60	D24	H29	M1	LBB	HF

- 3/4" Thick LPL case construction with one inch of leveling
- Includes lock(s)
- One 3/4" thick adjustable shelf per storage space
- Laminate codes - M1: 1" LPL, H1: 1" HPL (top only)

- All standard laminates and metal finishes available
- Specify lock option: BRC standard black 'LBB', silver 'LBS'

- High pressure door fronts add code 'HF' and add \$371



OVERALL SIZE			LAMINATE	
WIDTH	DEPTH	HEIGHT	PRICE M1	PRICE H1
60"	20"	29"	1,864	2,153
66"	20"	29"	1,991	2,203
72"	20"	29"	2,132	2,359
60"	24"	29"	2,117	2,344
66"	24"	29"	2,242	2,447
72"	24"	29"	2,385	2,622

Features & Specifications



ORDER CODE SAMPLE						
ITEM CODE	WIDTH	DEPTH	HEIGHT	LAMINATE	LOCK	OPTION
NCSBZ	W60	D20	H29	M1	LBB	HF

- 3/4" Thick LPL case construction with one inch of leveling
- One pencil tray, file hanging bars and lock(s) included
- One 3/4" thick adjustable shelf in storage space
- Laminate codes - M1: 1" LPL, H1: 1" HPL (top only)

No Charge Options

- All standard laminate finishes available
- Specify lock option: BRC standard black 'LBB', silver 'LBS'

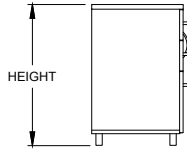
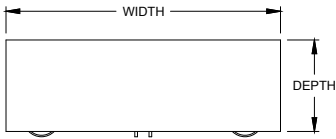
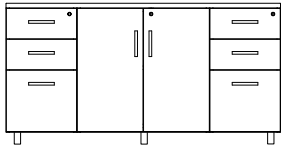
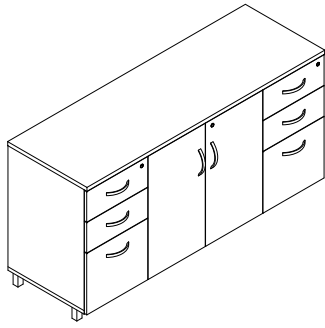
Optional Extra

- High pressure drawer and door fronts add code 'HF' and add \$741



SPECIAL NOTES

- This storage product must be secured or ganged to an additional support structure (eg: wall, adjacent cabinet)



OVERALL SIZE			LAMINATE	
WIDTH	DEPTH	HEIGHT	PRICE M1	PRICE H1
60"	20"	29"	1,994	2,280
66"	20"	29"	2,118	2,331
72"	20"	29"	2,260	2,488
60"	24"	29"	2,247	2,474
66"	24"	29"	2,371	2,577
72"	24"	29"	2,515	2,751

Features & Specifications

- 3/4" Thick LPL case construction with one inch of leveling
- One pencil tray, file hanging bars and lock(s) included
- One 3/4" thick adjustable shelf in storage space
- Laminate codes - *M1*: 1" LPL, *H1*: 1" HPL (top only)

No Charge Options

- All standard laminates and metal finishes available
- Specify lock option: BRC standard black '*LBB*', silver '*LBS*'

Optional Extra

- High pressure drawer and door fronts add code '*HF*' and add \$741

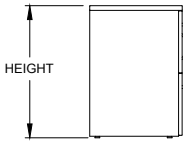
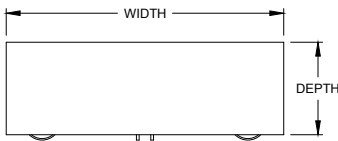
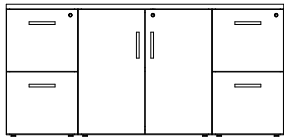
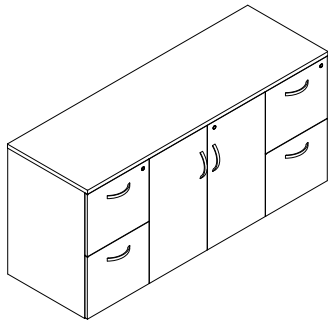


SPECIAL NOTES

- This storage product must be secured or ganged to an additional support structure (eg: wall, adjacent cabinet)



ORDER CODE SAMPLE						
ITEM CODE	WIDTH	DEPTH	HEIGHT	LAMINATE	LOCK	OPTION
NCSBY	W60	D20	H29	<i>M1</i>	<i>LBB</i>	<i>HF</i>



OVERALL SIZE			LAMINATE	
WIDTH	DEPTH	HEIGHT	PRICE M1	PRICE H1
60"	20"	29"	1,864	2,153
66"	20"	29"	1,991	2,203
72"	20"	29"	2,132	2,359
60"	24"	29"	2,117	2,344
66"	24"	29"	2,242	2,447
72"	24"	29"	2,385	2,622

Features & Specifications



ORDER CODE SAMPLE						
ITEM CODE	WIDTH	DEPTH	HEIGHT	LAMINATE	LOCK	OPTION
NCSFZ	W60	D20	H29	M1	LBB	HF

- 3/4" Thick LPL case construction with one inch of leveling
- File hanging bars and lock(s) included
- One 3/4" thick adjustable shelf in storage space
- Laminate codes - M1: 1" LPL, H1: 1" HPL (top only)

No Charge Options

- All standard laminate finishes available
- Specify lock option: BRC standard black 'LBB', silver 'LBS'

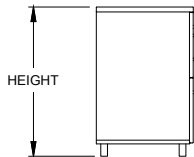
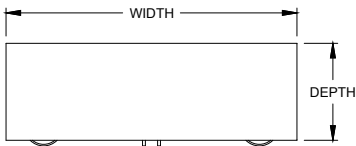
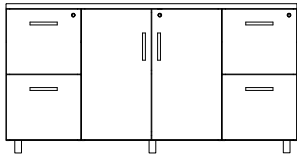
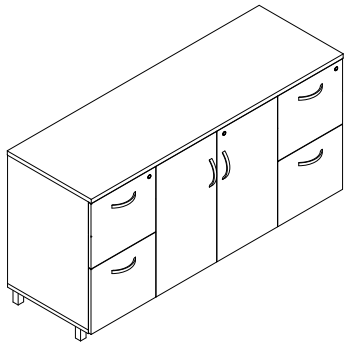
Optional Extra

- High pressure drawer and door fronts add code 'HF' and add \$557



SPECIAL NOTES

- This storage product must be secured or ganged to an additional support structure (eg: wall, adjacent cabinet)



OVERALL SIZE			LAMINATE	
WIDTH	DEPTH	HEIGHT	PRICE M1	PRICE H1
60"	20"	29"	1,994	2,280
66"	20"	29"	2,118	2,331
72"	20"	29"	2,260	2,488
60"	24"	29"	2,247	2,474
66"	24"	29"	2,371	2,577
72"	24"	29"	2,515	2,751

Features & Specifications



ORDER CODE SAMPLE						
ITEM CODE	WIDTH	DEPTH	HEIGHT	LAMINATE	LOCK	OPTION
NCSFY	W60	D20	H29	M1	LBB	HF

- 3/4" Thick LPL case construction with one inch of leveling
- File hanging bars and lock(s) included
- One 3/4" thick adjustable shelf in storage space
- Laminate codes - M1: 1" LPL, H1: 1" HPL (top only)

No Charge Options

- All standard laminates and metal finishes available
- Specify lock option: BRC standard black 'LBB', silver 'LBS'

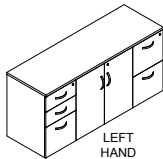
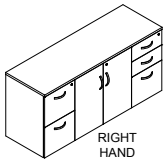
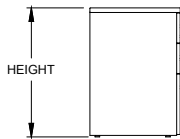
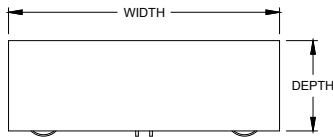
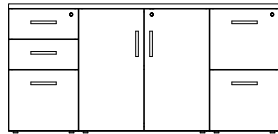
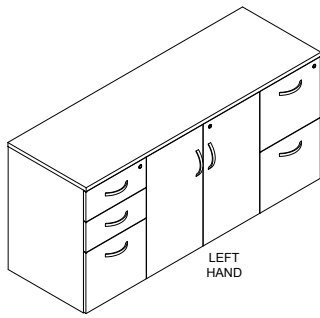
Optional Extra

- High pressure drawer and door fronts add code 'HF' and add \$557



SPECIAL NOTES

- This storage product must be secured or ganged to an additional support structure (eg: wall, adjacent cabinet)



OVERALL SIZE			LAMINATE	
WIDTH	DEPTH	HEIGHT	PRICE M1	PRICE H1
60"	20"	29"	1,864	2,153
66"	20"	29"	1,991	2,203
72"	20"	29"	2,132	2,359
60"	24"	29"	2,117	2,344
66"	24"	29"	2,242	2,447
72"	24"	29"	2,385	2,622

Features & Specifications

- 3/4" Thick LPL case construction with one inch of leveling
- One pencil tray, file hanging bars and lock(s) included
- One 3/4" thick adjustable shelf in storage space
- Laminate codes - M1: 1" LPL, H1: 1" HPL (top only)

No Charge Options

- All standard laminate finishes available
- Specify lock option: BRC standard black 'LBB', silver 'LBS'

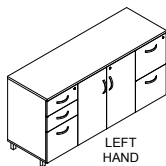
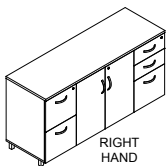
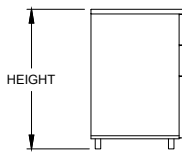
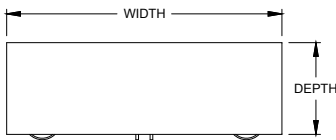
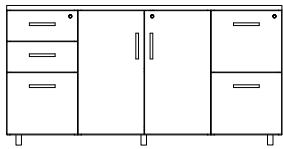
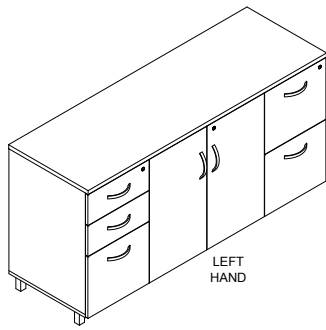
Optional Extra

- High pressure drawer and door fronts add code 'HF' and add \$649



SPECIAL NOTES

- This storage product must be secured or ganged to an additional support structure (eg: wall, adjacent cabinet)



OVERALL SIZE			LAMINATE	
WIDTH	DEPTH	HEIGHT	PRICE M1	PRICE H1
60"	20"	29"	1,994	2,280
66"	20"	29"	2,118	2,331
72"	20"	29"	2,260	2,488
60"	24"	29"	2,247	2,474
66"	24"	29"	2,371	2,577
72"	24"	29"	2,515	2,751

Features & Specifications

No Charge Options

Optional Extra



SPECIAL NOTES



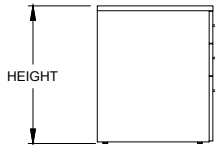
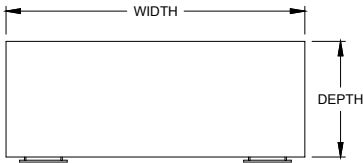
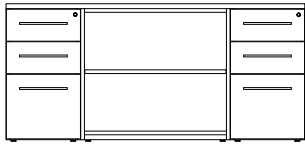
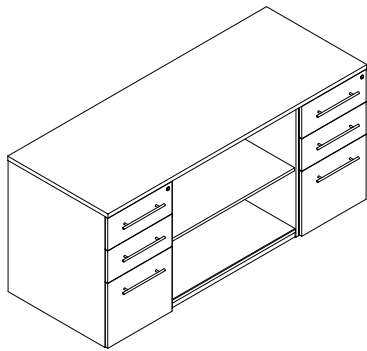
ORDER CODE SAMPLE							
ITEM CODE	WIDTH	DEPTH	HEIGHT	LAMINATE	HAND	LOCK	OPTION
NCHAY	W60	D20	H29	M1	R	LBB	HF

- 3/4" Thick LPL case construction with one inch of leveling
- One pencil tray, file hanging bars and lock(s) included
- One 3/4" thick adjustable shelf in storage space
- Laminate codes - M1: 1" LPL, H1: 1" HPL (top only)
- Specify handedness left 'L' or right 'R' when ordering

- All standard laminates and metal finishes available
- Specify lock option: BRC standard black 'LBB', silver 'LBS'

- High pressure drawer and door fronts add code 'HF' and add \$649

- This storage product must be secured or ganged to an additional support structure (eg: wall, adjacent cabinet)



OVERALL SIZE			LAMINATE	
WIDTH	DEPTH	HEIGHT	PRICE M1	PRICE H1
60"	20"	29"	1,771	2,057
66"	20"	29"	1,896	2,106
72"	20"	29"	2,037	2,264
60"	24"	29"	2,026	2,250
66"	24"	29"	2,149	2,353
72"	24"	29"	2,293	2,528

Features & Specifications



ORDER CODE SAMPLE						
ITEM CODE	WIDTH	DEPTH	HEIGHT	LAMINATE	LOCK	OPTION
NCPBZ	W60	D20	H29	M1	LBB	HF

No Charge Options

Optional Extra



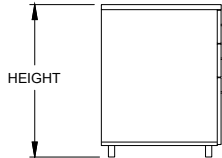
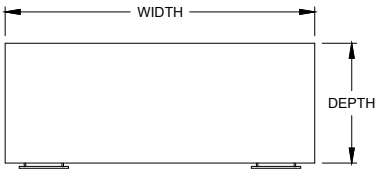
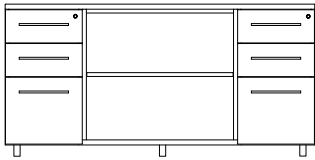
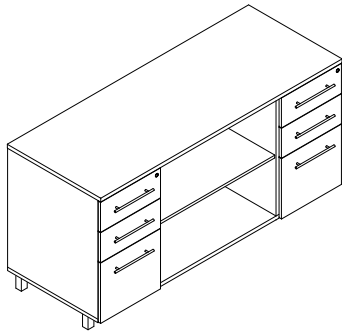
SPECIAL NOTES

- 3/4" Thick LPL case construction with one inch of leveling
- One pencil tray, file hanging bars and lock(s) included
- One 3/4" thick adjustable shelf in storage space
- Laminate codes - M1: 1" LPL, H1: 1" HPL (top only)
- Specify handedness left 'L' or right 'R' when ordering

- All standard laminate finishes available
- Specify lock option: BRC standard black 'LBB', silver 'LBS'

- High pressure drawer fronts add code 'HF' and add \$557

- This storage product must be secured or ganged to an additional support structure (eg: wall, adjacent cabinet)



OVERALL SIZE			LAMINATE	
WIDTH	DEPTH	HEIGHT	PRICE M1	PRICE H1
60"	20"	29"	1,901	2,187
66"	20"	29"	2,026	2,235
72"	20"	29"	2,167	2,395
60"	24"	29"	2,155	2,379
66"	24"	29"	2,277	2,481
72"	24"	29"	2,421	2,659

Features & Specifications

- 3/4" Thick LPL case construction with one inch of leveling
- One pencil tray, file hanging bars and lock(s) included
- One 3/4" thick adjustable shelf in storage space
- Laminate codes - M1: 1" LPL, H1: 1" HPL (top only)

No Charge Options

- All standard laminates and metal finishes available
- Specify lock option: BRC standard black 'LBB', silver 'LBS'

Optional Extra

- High pressure drawer fronts add code 'HF' and add \$557

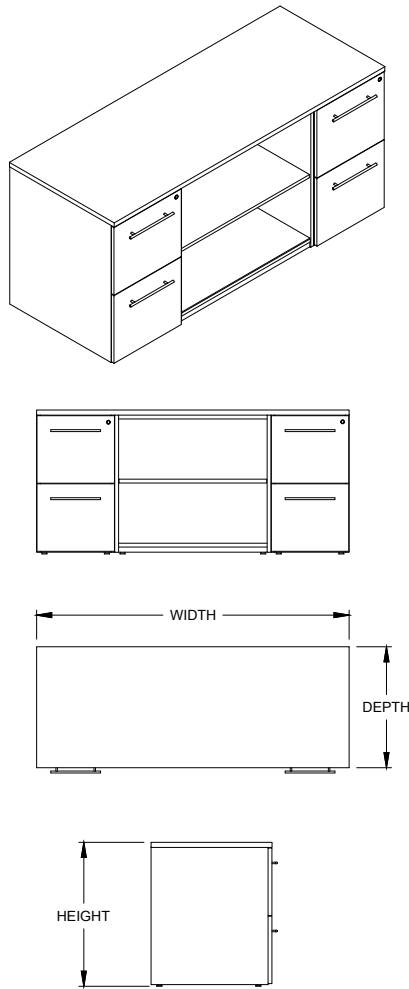


SPECIAL NOTES

- This storage product must be secured or ganged to an additional support structure (eg: wall, adjacent cabinet)



ORDER CODE SAMPLE						
ITEM CODE	WIDTH	DEPTH	HEIGHT	LAMINATE	LOCK	OPTION
NCPBY	W60	D20	H29	M1	LBB	HF



OVERALL SIZE			LAMINATE	
WIDTH	DEPTH	HEIGHT	PRICE M1	PRICE H1
60"	20"	29"	1,771	2,057
66"	20"	29"	1,896	2,106
72"	20"	29"	2,037	2,264
60"	24"	29"	2,026	2,250
66"	24"	29"	2,149	2,353
72"	24"	29"	2,293	2,528

Features & Specifications



ORDER CODE SAMPLE						
ITEM CODE	WIDTH	DEPTH	HEIGHT	LAMINATE	LOCK	OPTION
NCPFZ	W60	D20	H29	M1	LBB	HF

No Charge Options

Optional Extra



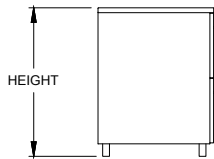
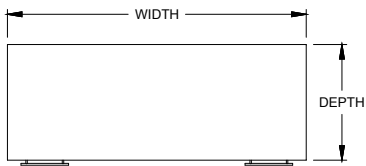
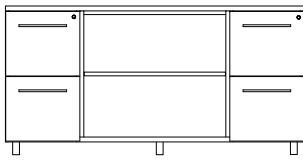
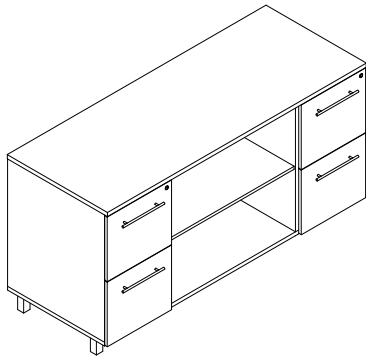
SPECIAL NOTES

- 3/4" Thick LPL case construction with one inch of leveling
- File hanging bars and lock(s) included
- One 3/4" thick adjustable shelf in storage space
- Laminate codes - M1: 1" LPL, H1: 1" HPL (top only)

- All standard laminate finishes available
- Specify lock option: BRC standard black 'LBB', silver 'LBS'

- High pressure drawer fronts add code 'HF' and add \$371

- This storage product must be secured or ganged to an additional support structure (eg: wall, adjacent cabinet)



OVERALL SIZE			LAMINATE	
WIDTH	DEPTH	HEIGHT	PRICE M1	PRICE H1
60"	20"	29"	1,901	2,187
66"	20"	29"	2,026	2,235
72"	20"	29"	2,167	2,395
60"	24"	29"	2,155	2,379
66"	24"	29"	2,277	2,481
72"	24"	29"	2,421	2,659

Features & Specifications

No Charge Options

Optional Extra



SPECIAL NOTES



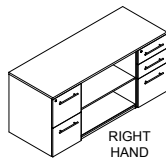
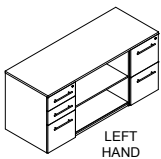
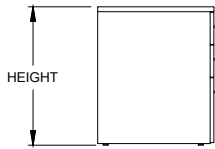
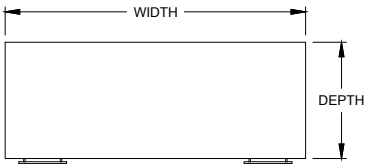
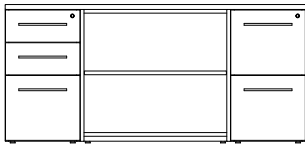
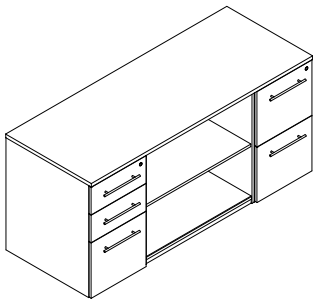
ORDER CODE SAMPLE						
ITEM CODE	WIDTH	DEPTH	HEIGHT	LAMINATE	LOCK	OPTION
NCPFY	W60	D20	H29	M1	LBB	HF

- 3/4" Thick LPL case construction with one inch of leveling
- File hanging bars and lock(s) included
- One 3/4" thick adjustable shelf in storage space
- Laminate codes - M1: 1" LPL, H1: 1" HPL (top only)

- All standard laminates and metal finishes available
- Specify lock option: BRC standard black 'LBB', silver 'LBS'

- High pressure drawer fronts add code 'HF' and add \$371

- This storage product must be secured or ganged to an additional support structure (eg: wall, adjacent cabinet)



OVERALL SIZE			LAMINATE	
WIDTH	DEPTH	HEIGHT	PRICE M1	PRICE H1
60"	20"	29"	1,771	2,057
66"	20"	29"	1,896	2,106
72"	20"	29"	2,037	2,264
60"	24"	29"	2,026	2,250
66"	24"	29"	2,149	2,353
72"	24"	29"	2,293	2,528

**Features & Specifications**

- 3/4" Thick LPL case construction with one inch of leveling
- One pencil tray, file hanging bars and lock(s) included
- One 3/4" thick adjustable shelf in storage space
- Laminate codes - *M1*: 1" LPL, *H1*: 1" HPL (top only)
- Specify handedness left '*L*' or right '*R*' when ordering

**No Charge Options**

- All standard laminate finishes available
- Specify lock option: BRC standard black '*LBB*', silver '*LBS*'

**Optional Extra**

- High pressure drawer fronts add code '*HF*' and add \$464

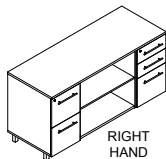
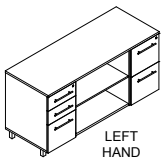
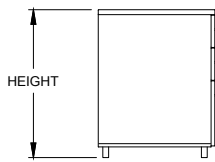
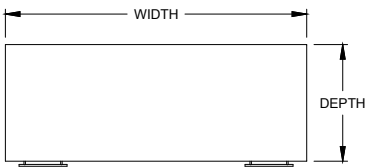
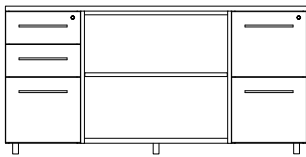
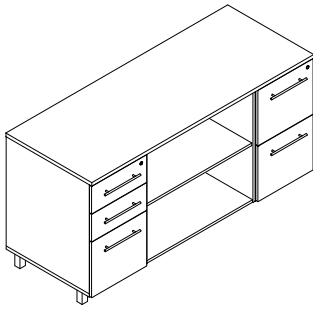


**SPECIAL NOTES**

- This storage product must be secured or ganged to an additional support structure (eg: wall, adjacent cabinet)



ORDER CODE SAMPLE							
ITEM CODE	WIDTH	DEPTH	HEIGHT	LAMINATE	HAND	LOCK	OPTION
NCNAZ	W60	D20	H29	<i>M1</i>	<i>R</i>	<i>LBB</i>	<i>HF</i>



OVERALL SIZE			LAMINATE	
WIDTH	DEPTH	HEIGHT	PRICE M1	PRICE H1
60"	20"	29"	1,901	2,187
66"	20"	29"	2,026	2,235
72"	20"	29"	2,167	2,395
60"	24"	29"	2,155	2,379
66"	24"	29"	2,277	2,481
72"	24"	29"	2,421	2,659

Features & Specifications

- 3/4" Thick LPL case construction with one inch of leveling
- One pencil tray, file hanging bars and lock(s) included
- One 3/4" thick adjustable shelf in storage space
- Laminate codes - M1: 1" LPL, H1: 1" HPL (top only)
- Specify handedness left 'L' or right 'R' when ordering

No Charge Options

- All standard laminates and metal finishes available
- Specify lock option: BRC standard black 'LBB', silver 'LBS'

Optional Extra

- High pressure drawer fronts add code 'HF' and add \$464

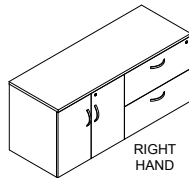
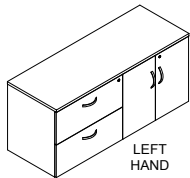
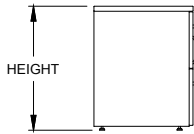
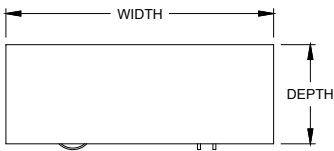
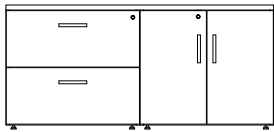
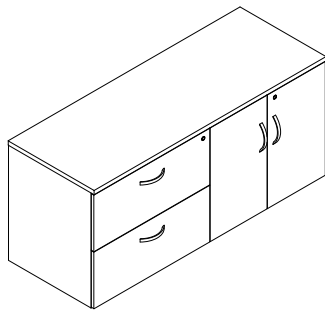


SPECIAL NOTES

- This storage product must be secured or ganged to an additional support structure (eg: wall, adjacent cabinet)



ORDER CODE SAMPLE							
ITEM CODE	WIDTH	DEPTH	HEIGHT	LAMINATE	HAND	LOCK	OPTION
NCNAY	W60	D20	H29	M1	R	LBB	HF



Features & Specifications

No Charge Options

Optional Extra



SPECIAL NOTES

OVERALL SIZE			LAMINATE	
WIDTH	DEPTH	HEIGHT	PRICE M1	PRICE H1
48"	20"	29"	1,876	2,082
54"	20"	29"	1,929	2,134
60"	20"	29"	1,980	2,185
66"	20"	29"	2,032	2,237
72"	20"	29"	2,083	2,288
48"	24"	29"	1,929	2,134
54"	24"	29"	1,981	2,186
60"	24"	29"	2,032	2,237
66"	24"	29"	2,084	2,289
72"	24"	29"	2,135	2,340



STORAGE SIZE OPTIONS		
OVERALL WIDTH	LATERAL STORAGE	CLOSED STORAGE
60"	24", 30"	24", 30"
66"	24", 30", 36"	24", 30", 36", 42"
72"	30", 36"	30", 36", 42"



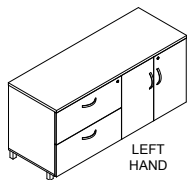
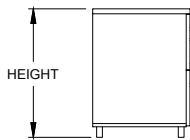
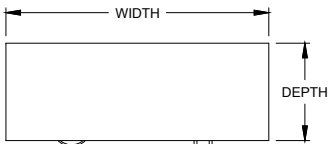
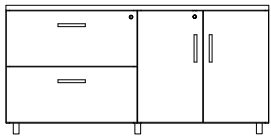
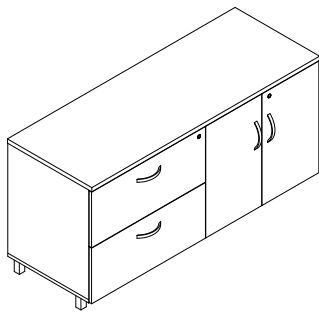
ORDER CODE SAMPLE									
ITEM	WIDTH	DEPTH	HEIGHT	LEFT	RIGHT	LAMINATE	HAND	LOCK	OPTION
NCBAZ	W60	D24	H29	L24	R36	M1	R	LBS	HF

- 3/4" Thick LPL case construction with one inch of leveling
- File hanging bars and lock(s) included
- Lateral file drawer includes interlock (anti-tilt) system, one drawer opens at a time
- One 3/4" thick adjustable shelf in storage space
- Laminate codes - M1: 1" LPL, H1: 1" HPL (top only)
- Specify handedness left 'L' or right 'R' when ordering

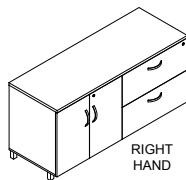
- All standard laminate finishes available
- Specify lock option: BRC standard black 'LBB', silver 'LBS'

- High pressure drawer and door fronts add code 'HF' and add \$371

- This storage product must be secured or ganged to an additional support structure (eg: wall, adjacent cabinet).



LEFT HAND



RIGHT HAND

Features & Specifications

No Charge Options

Optional Extra



SPECIAL NOTES

OVERALL SIZE			LAMINATE	
WIDTH	DEPTH	HEIGHT	PRICE M1	PRICE H1
48"	20"	29"	2,008	2,214
54"	20"	29"	2,062	2,267
60"	20"	29"	2,113	2,318
66"	20"	29"	2,165	2,370
72"	20"	29"	2,216	2,421
48"	24"	29"	2,062	2,267
54"	24"	29"	2,114	2,319
60"	24"	29"	2,165	2,370
66"	24"	29"	2,217	2,423
72"	24"	29"	2,268	2,474



STORAGE SIZE OPTIONS		
OVERALL WIDTH	LATERAL STORAGE	CLOSED STORAGE
60"	24", 30"	24", 30"
66"	24", 30", 36"	24", 30", 36", 42"
72"	30", 36"	30", 36", 42"



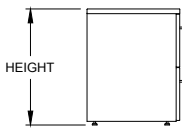
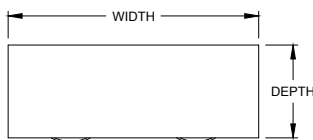
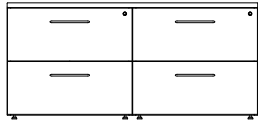
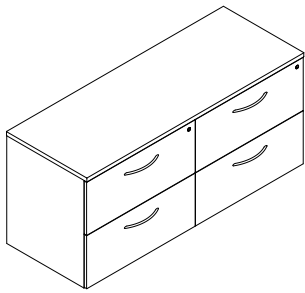
ORDER CODE SAMPLE									
ITEM	WIDTH	DEPTH	HEIGHT	LEFT	RIGHT	LAMINATE	HAND	LOCK	OPTION
NCBAY	W60	D24	H29	L24	R36	M1	R	LBS	HF

- 3/4" Thick LPL case construction with one inch of leveling
- File hanging bars and lock(s) included
- Lateral file drawer includes interlock (anti-tilt) system, one drawer opens at a time
- One 3/4" thick adjustable shelf in storage space
- Laminate codes - M1: 1" LPL, H1: 1" HPL (top only)
- Specify handedness left 'L' or right 'R' when ordering

- All standard laminates and metal finishes available
- Specify lock option: BRC standard black 'LBB', silver 'LBS'

- High pressure drawer and door fronts add code 'HF' and add \$371

- This storage product must be secured or ganged to an additional support structure (eg: wall, adjacent cabinet).



OVERALL SIZE			LAMINATE	
WIDTH	DEPTH	HEIGHT	PRICE M1	PRICE H1
54"	20"	29"	1,900	2,105
60"	20"	29"	1,950	2,155
66"	20"	29"	2,003	2,208
72"	20"	29"	2,055	2,260
54"	24"	29"	1,952	2,157
60"	24"	29"	2,002	2,207
66"	24"	29"	2,055	2,260
72"	24"	29"	2,107	2,313



DRAWER SIZE OPTIONS			
WIDTH	OPTIONS (LEFT DRAWER SIZE X RIGHT DRAWER SIZE)		
60"	24" X 36"	30" X 30"	36" X 24"
66"	30" X 36"	36" X 30"	
72"	36" X 36"		



ORDER CODE SAMPLE								
ITEM	WIDTH	DEPTH	HEIGHT	LEFT	RIGHT	LAMINATE	LOCK	OPTION
NCFFZ	W60	D24	H29	L24	R30	M1	LBS	HF

Features & Specifications

- 3/4" Thick LPL case construction with one inch of leveling
- File hanging bars and lock(s) included
- Lateral file drawer includes interlock (anti-tilt) system, one drawer opens at a time
- Laminate codes - M1: 1" LPL, H1: 1" HPL (top only)

No Charge Options

- All standard laminate finishes available
- Specify lock option: BRC standard black 'LBB', silver 'LBS'

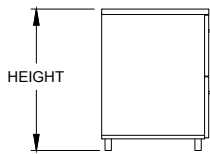
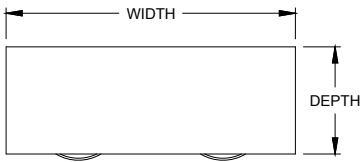
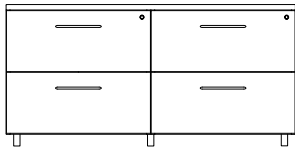
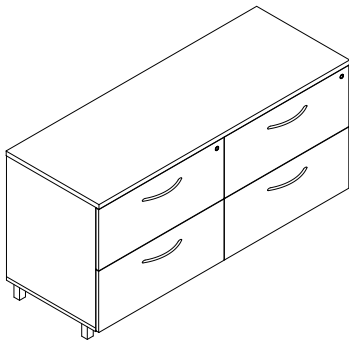
Optional Extra

- High pressure drawer fronts add code 'HF' and add \$371



SPECIAL NOTES

- This storage product must be secured or ganged to an additional support structure (eg: wall, adjacent cabinet)



OVERALL SIZE			LAMINATE	
WIDTH	DEPTH	HEIGHT	PRICE M1	PRICE H1
54"	20"	29"	2,032	2,349
60"	20"	29"	2,186	2,403
66"	20"	29"	2,243	2,459
72"	20"	29"	2,297	2,514
54"	24"	29"	2,188	2,405
60"	24"	29"	2,242	2,457
66"	24"	29"	2,297	2,514
72"	24"	29"	2,353	2,568



DRAWER SIZE OPTIONS			
WIDTH	OPTIONS (LEFT DRAWER SIZE X RIGHT DRAWER SIZE)		
60"	24" X 36"	30" X 30"	36" X 24"
66"	30" X 36"	36" X 30"	
72"	36" X 36"		



ORDER CODE SAMPLE								
ITEM	WIDTH	DEPTH	HEIGHT	LEFT	RIGHT	LAMINATE	LOCK	OPTION
NCCFFY	W60	D24	H29	L24	R30	M1	LBS	HF

Features & Specifications

- 3/4" Thick LPL case construction with one inch of leveling
- File hanging bars and lock(s) included
- Lateral file drawer includes interlock (anti-tilt) system, one drawer opens at a time
- Laminate codes - M1: 1" LPL, H1: 1" HPL (top only)

No Charge Options

- All standard laminates and metal finishes available
- Specify lock option: BRC standard black 'LBB', silver 'LBS'

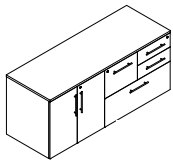
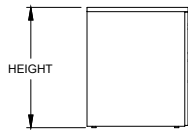
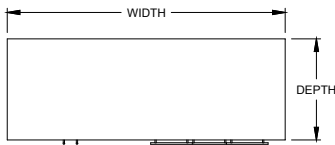
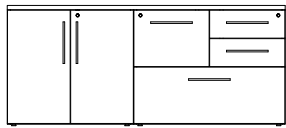
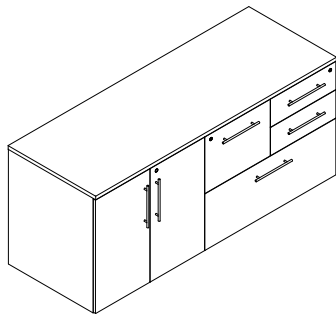
Optional Extra

- High pressure drawer fronts add code 'HF' and add \$371

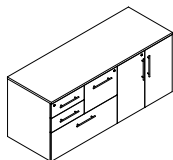


SPECIAL NOTES

- This storage product must be secured or ganged to an additional support structure (eg: wall, adjacent cabinet)



Right Hand



Left Hand

Features & Specifications

No Charge Options

Optional Extra

OVERALL SIZE			LAMINATE	
WIDTH	DEPTH	HEIGHT	PRICE M1	PRICE H1
60"	20"	29"	2,175	2,379
66"	20"	29"	2,226	2,431
72"	20"	29"	2,277	2,482
60"	24"	29"	2,226	2,431
66"	24"	29"	2,279	2,485
72"	24"	29"	2,330	2,536



STORAGE SIZE OPTIONS		
OVERALL WIDTH	HINGED DOOR STORAGE	PERSONAL PEDESTAL
60"	30"	30"
66"	30", 36"	30", 36"
72"	36", 42"	30", 36"

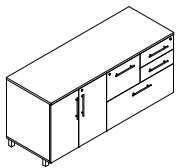
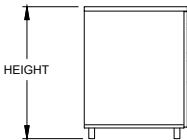
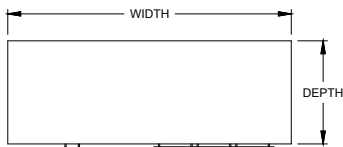
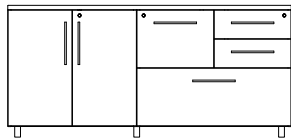
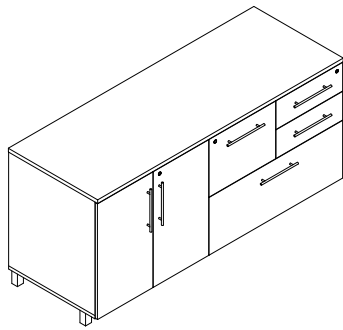


ORDER CODE SAMPLE									
ITEM CODE	WIDTH	DEPTH	HEIGHT	LEFT	RIGHT	LAMINATE	HAND	LOCK	OPTION
NCMAZ	W60	D20	H29	L30	R30	M1	R	LBB	HF

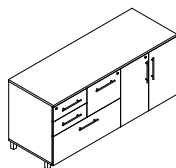
- 3/4" Thick LPL case construction with one inch of leveling
- One pencil tray, file hanging bars and lock(s) included
- One 3/4" thick adjustable shelf in storage space
- Laminate codes - M1: 1" LPL, H1: 1" HPL (top only)
- Specify handedness left 'L' or right 'R' when ordering

- All standard laminate finishes available
- Specify lock option: BRC standard black 'LBB', silver 'LBS'

- High pressure drawer and door fronts add code 'HF' and add \$557



Right Hand



Left Hand

Features & Specifications

No Charge Options

Optional Extra

OVERALL SIZE			LAMINATE	
WIDTH	DEPTH	HEIGHT	PRICE M1	PRICE H1
60"	20"	29"	2,307	2,512
66"	20"	29"	2,359	2,565
72"	20"	29"	2,410	2,616
60"	24"	29"	2,359	2,565
66"	24"	29"	2,411	2,617
72"	24"	29"	2,462	2,668



STORAGE SIZE OPTIONS		
OVERALL WIDTH	HINGED DOOR STORAGE	PERSONAL PEDESTAL
60"	30"	30"
66"	30", 36"	30", 36"
72"	36", 42"	30", 36"

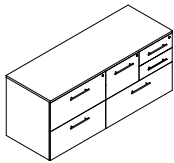
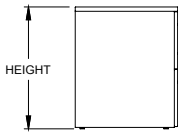
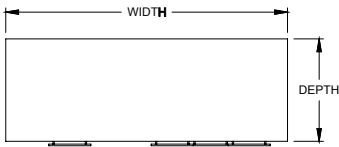
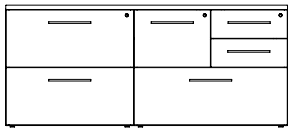
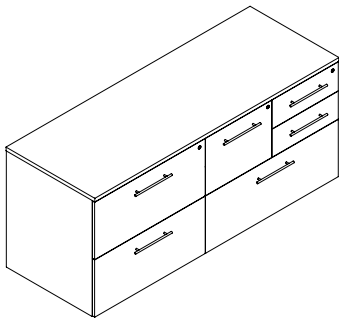


ORDER CODE SAMPLE									
ITEM CODE	WIDTH	DEPTH	HEIGHT	LEFT	RIGHT	LAMINATE	HAND	LOCK	OPTION
NCMAY	W60	D20	H29	L30	R30	M1	R	LBB	HF

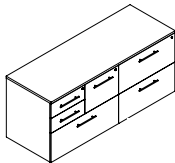
- 3/4" Thick LPL case construction with one inch of leveling
- One pencil tray, file hanging bars and lock(s) included
- One 3/4" thick adjustable shelf in storage space
- Laminate codes - M1: 1" LPL, H1: 1" HPL (top only)
- Specify handedness left 'L' or right 'R' when ordering

- All standard laminates and metal finishes available
- Specify lock option: BRC standard black 'LBB', silver 'LBS'

- High pressure drawer and door fronts add code 'HF' and add \$557



Right Hand



Left Hand

Features & Specifications

No Charge Options

Optional Extra



SPECIAL NOTES

OVERALL SIZE			LAMINATE	
WIDTH	DEPTH	HEIGHT	PRICE M1	PRICE H1
60"	20"	29"	2,244	2,449
66"	20"	29"	2,296	2,501
72"	20"	29"	2,347	2,552
60"	24"	29"	2,296	2,501
66"	24"	29"	2,348	2,553
72"	24"	29"	2,399	2,605



STORAGE SIZE OPTIONS		
OVERALL WIDTH	LATERAL STORAGE	PERSONAL PEDESTAL
60"	30"	30"
66"	30", 36"	30", 36"
72"	36"	30", 36"



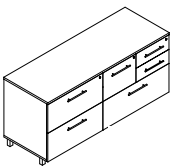
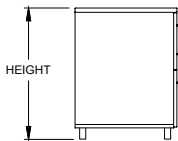
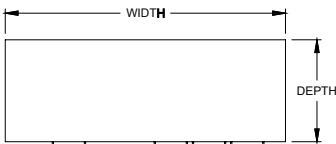
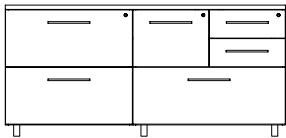
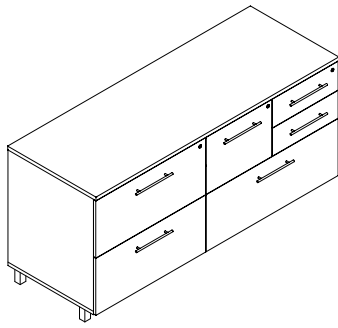
ORDER CODE SAMPLE									
ITEM	WIDTH	DEPTH	HEIGHT	LEFT	RIGHT	LAMINATE	HAND	LOCK	OPTION
NCQAZ	W60	D24	H29	L30	R30	M1	R	LBS	HF

- 3/4" Thick LPL case construction with one inch of leveling
- One pencil tray, file hanging bars and lock(s) included
- Lateral file drawer includes interlock (anti-tilt) system, one drawer opens at a time
- Laminate codes - M1: 1" LPL, H1: 1" HPL (top only)
- Specify handedness left 'L' or right 'R' when ordering

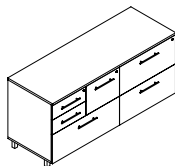
- All standard laminate finishes available
- Specify lock option: BRC standard black 'LBB', silver 'LBS'

- High pressure drawer fronts add code 'HF' and add \$557

- This storage product must be secured or ganged to an additional support structure (eg: wall, adjacent cabinet)



Right Hand



Left Hand

Features & Specifications

No Charge Options

Optional Extra



SPECIAL NOTES

OVERALL SIZE			LAMINATE	
WIDTH	DEPTH	HEIGHT	PRICE M1	PRICE H1
60"	20"	29"	2,377	2,582
66"	20"	29"	2,429	2,635
72"	20"	29"	2,480	2,686
60"	24"	29"	2,429	2,635
66"	24"	29"	2,481	2,687
72"	24"	29"	2,532	2,738



STORAGE SIZE OPTIONS		
OVERALL WIDTH	LATERAL STORAGE	PERSONAL PEDESTAL
60"	30"	30"
66"	30", 36"	30", 36"
72"	36"	30", 36"



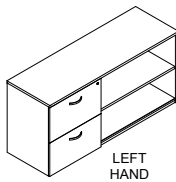
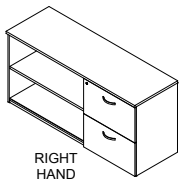
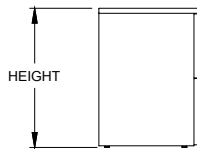
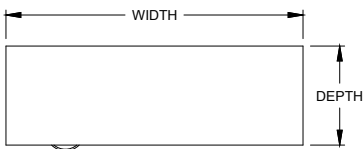
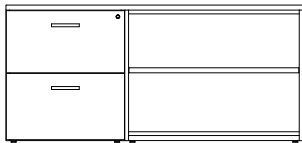
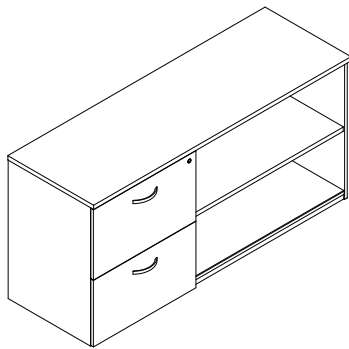
ORDER CODE SAMPLE									
ITEM	WIDTH	DEPTH	HEIGHT	LEFT	RIGHT	LAMINATE	HAND	LOCK	OPTION
NCQAY	W60	D24	H29	L30	R30	M1	R	LBS	HF

- 3/4" Thick LPL case construction with one inch of leveling
- One pencil tray, file hanging bars and lock(s) included
- Lateral file drawer includes interlock (anti-tilt) system, one drawer opens at a time
- Laminate codes - M1: 1" LPL, H1: 1" HPL (top only)
- Specify handedness left 'L' or right 'R' when ordering

- All standard laminates and metal finishes available
- Specify lock option: BRC standard black 'LBB', silver 'LBS'

- High pressure drawer fronts add code 'HF' and add \$557

- This storage product must be secured or ganged to an additional support structure (eg: wall, adjacent cabinet)



Features & Specifications

No Charge Options

Optional Extra

OVERALL SIZE			LAMINATE	
WIDTH	DEPTH	HEIGHT	PRICE M1	PRICE H1
48"	20"	29"	1,684	1,890
54"	20"	29"	1,735	1,941
60"	20"	29"	1,788	1,994
66"	20"	29"	1,841	2,046
72"	20"	29"	1,892	2,097
48"	24"	29"	1,737	1,943
54"	24"	29"	1,788	1,994
60"	24"	29"	1,841	2,046
66"	24"	29"	1,893	2,098
72"	24"	29"	1,944	2,149

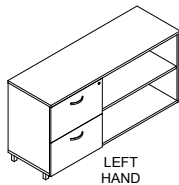
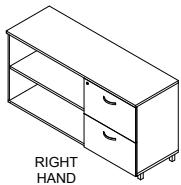
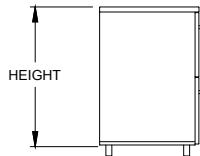
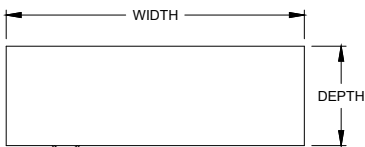
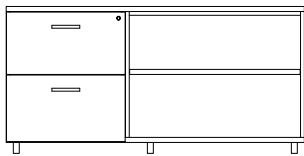
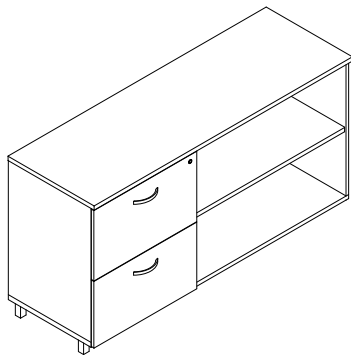


STORAGE SIZE OPTIONS		
OVERALL WIDTH	LATERAL STORAGE	OPEN STORAGE
48"	24", 30", 36"	24", 18"
54"	24", 30", 36"	30", 24", 18"
60"	24", 30", 36"	24", 30", 36"
66"	24", 30", 36"	24", 30", 36", 42"
72"	36"	30", 36", 42"



ORDER CODE SAMPLE									
ITEM	WIDTH	DEPTH	HEIGHT	LEFT	RIGHT	LAMINATE	HAND	LOCK	OPTION
NCLBZ	W60	D24	H29	L24	R36	M1	R	LBS	HF

- 3/4" Thick LPL case construction with one inch of leveling
  - File hanging bars and lock(s) included
  - Lateral file drawer includes interlock (anti-tilt) system, one drawer opens at a time
  - One 3/4" thick adjustable shelf in storage space
  - Laminate codes - M1: 1" LPL, H1: 1" HPL (top only)
  - Specify handedness left 'L' or right 'R' when ordering
- No Charge Options
- All standard laminate finishes available
  - Specify lock option: BRC standard black 'LBB', silver 'LBS'
- Optional Extra
- High pressure drawer fronts add code 'HF' and add \$187



Features & Specifications

No Charge Options

Optional Extra

OVERALL SIZE			LAMINATE	
WIDTH	DEPTH	HEIGHT	PRICE M1	PRICE H1
48"	20"	29"	1,819	2,024
54"	20"	29"	1,870	2,075
60"	20"	29"	1,922	2,127
66"	20"	29"	1,974	2,179
72"	20"	29"	2,025	2,230
48"	24"	29"	1,871	2,076
54"	24"	29"	1,922	2,127
60"	24"	29"	1,974	2,179
66"	24"	29"	2,026	2,232
72"	24"	29"	2,077	2,283

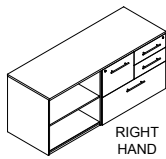
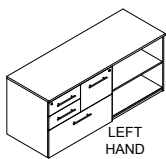
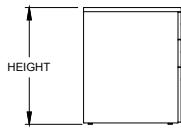
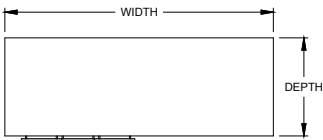
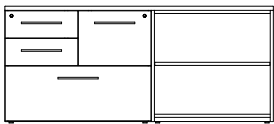
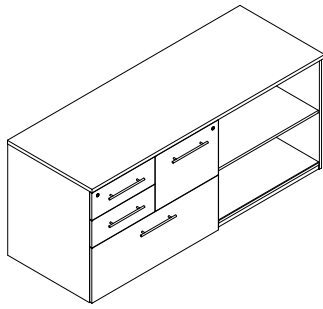
▽

STORAGE SIZE OPTIONS		
OVERALL WIDTH	LATERAL STORAGE	OPEN STORAGE
48"	24", 30", 36"	24", 18"
54"	24", 30", 36"	30", 24", 18"
60"	24", 30", 36"	24", 30", 36"
66"	24", 30", 36"	24", 30", 36", 42"
72"	30", 36"	30", 36", 42"

▽

ORDER CODE SAMPLE									
ITEM	WIDTH	DEPTH	HEIGHT	LEFT	RIGHT	LAMINATE	HAND	LOCK	OPTION
NCLBY	W60	D24	H29	L24	R36	M1	R	LBS	HF

- 3/4" Thick LPL case construction with one inch of leveling
  - File hanging bars and lock(s) included
  - Lateral file drawer includes interlock (anti-tilt) system, one drawer opens at a time
  - One 3/4" thick adjustable shelf in storage space
  - Laminate codes - M1: 1" LPL, H1: 1" HPL (worksurface only)
  - Specify handedness left 'L' or right 'R' when ordering
- No Charge Options
- All standard laminates and metal finishes available
  - Specify lock option: BRC standard black 'LBB', silver 'LBS'
- Optional Extra
- High pressure drawer fronts add code 'HF' and add \$187



Features & Specifications

No Charge Options

Optional Extra

OVERALL SIZE			LAMINATE	
WIDTH	DEPTH	HEIGHT	PRICE M1	PRICE H1
60"	20"	29"	1,952	2,157
66"	20"	29"	2,004	2,209
72"	20"	29"	2,055	2,260
60"	24"	29"	2,004	2,209
66"	24"	29"	2,056	2,262
72"	24"	29"	2,107	2,313



STORAGE SIZE OPTIONS		
OVERALL WIDTH	PERSONAL PEDESTAL	OPEN STORAGE
60"	30", 36"	24", 30"
66"	30", 36"	24", 30"
72"	30", 36"	36", 42"

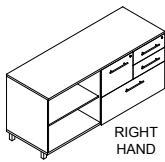
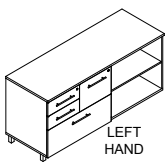
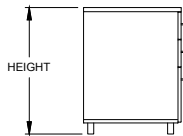
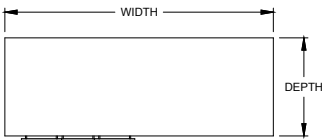
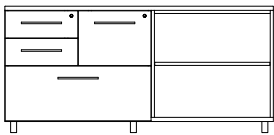
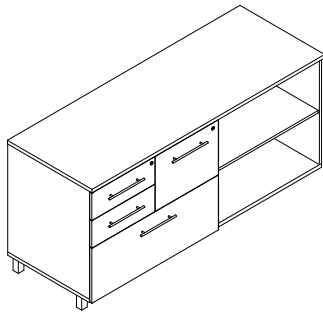


ORDER CODE SAMPLE									
ITEM CODE	WIDTH	DEPTH	HEIGHT	LEFT	RIGHT	LAMINATE	HAND	LOCK	OPTION
NCWAZ	W60	D20	H29	L36	R24	M1	R	LBB	HF

- 3/4" Thick LPL case construction with one inch of leveling
- One pencil tray, file hanging bars and lock(s) included
- One 3/4" thick adjustable shelf in storage space
- Laminate codes - M1: 1" LPL, H1: 1" HPL (top only)
- Specify handedness left 'L' or right 'R' when ordering

- All standard laminate finishes available
- Specify lock option: BRC standard black 'LBB', silver 'LBS'

- High pressure drawer fronts add code 'HF' and add \$371



Features & Specifications

No Charge Options

Optional Extra

OVERALL SIZE			LAMINATE	
WIDTH	DEPTH	HEIGHT	PRICE M1	PRICE H1
60"	20"	29"	2,084	2,289
66"	20"	29"	2,136	2,341
72"	20"	29"	2,187	2,393
60"	24"	29"	2,136	2,341
66"	24"	29"	2,188	2,395
72"	24"	29"	2,239	2,446



STORAGE SIZE OPTIONS		
OVERALL WIDTH	PERSONAL PEDESTAL	OPEN STORAGE
60"	30", 36"	24", 30"
66"	30", 36"	30", 36"
72"	30", 36"	36", 42"

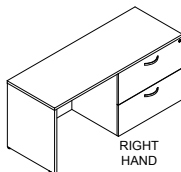
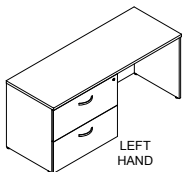
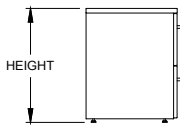
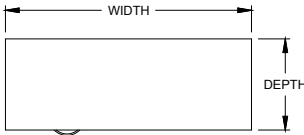
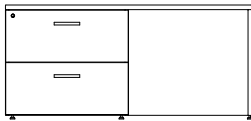
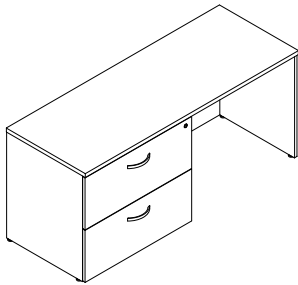


ORDER CODE SAMPLE									
ITEM CODE	WIDTH	DEPTH	HEIGHT	LEFT	RIGHT	LAMINATE	HAND	LOCK	OPTION
NCWAY	W60	D20	H29	L36	R24	M1	R	LBB	HF

- 3/4" Thick LPL case construction with one inch of leveling
- One pencil tray, file hanging bars and lock(s) included
- One 3/4" thick adjustable shelf in storage space
- Laminate codes - M1: 1" LPL, H1: 1" HPL (top only)
- Specify handedness left 'L' or right 'R' when ordering

- All standard laminates and metal finishes available
- Specify lock option: BRC standard black 'LBB', silver 'LBS'

- High pressure drawer fronts add code 'HF' and add \$371



OVERALL SIZE			LAMINATE	
WIDTH	DEPTH	HEIGHT	PRICE M1	PRICE H1
60"	20"	29"	1,735	1,941
66"	20"	29"	1,788	1,994
72"	20"	29"	1,839	2,045
60"	24"	29"	1,788	1,994
66"	24"	29"	1,841	2,046
72"	24"	29"	1,892	2,097



STORAGE SIZE OPTIONS		
OVERALL WIDTH	LATERAL STORAGE	OPEN SPACE
60"	24", 30", 36"	24", 30", 36"
66"	24", 30", 36"	24", 30", 36", 42"
72"	30", 36"	30", 36", 42"



ORDER CODE SAMPLE									
ITEM	WIDTH	DEPTH	HEIGHT	LEFT	RIGHT	LAMINATE	HAND	LOCK	OPTION
NCVAZ	W60	D24	H29	L24	R36	M1	R	LBS	HF

Features & Specifications

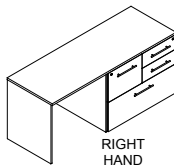
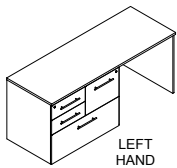
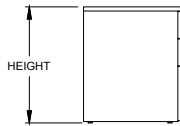
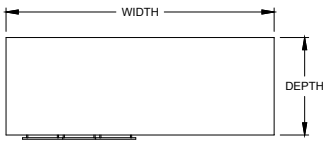
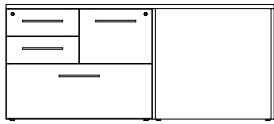
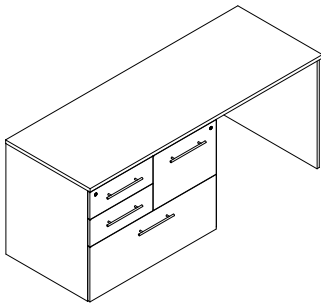
- 1" thick LPL gables and modesty with 1" leveling
- File hanging bars and lock(s) included
- Lateral file drawer includes interlock (anti-tilt) system, one drawer opens at a time
- Laminate codes - M1: 1" LPL, H1: 1" HPL (top only)
- Specify handedness left 'L' or right 'R' when ordering

No Charge Options

- All standard laminate finishes available
- Specify lock option: BRC standard black 'LBB', silver 'LBS'

Optional Extra

- High pressure drawer fronts add code 'HF' and add \$187
- 3" Grommet (AG30A) add code(s) 'GL', 'GC' and/or 'GR', add \$76 per grommet



Features & Specifications

No Charge Options

Optional Extra

OVERALL SIZE			LAMINATE	
WIDTH	DEPTH	HEIGHT	PRICE <i>M1</i>	PRICE <i>H1</i>
60"	20"	29"	1,900	2,105
66"	20"	29"	1,952	2,157
72"	20"	29"	2,003	2,208
60"	24"	29"	1,952	2,157
66"	24"	29"	2,004	2,209
72"	24"	29"	2,055	2,260



STORAGE SIZE OPTIONS		
OVERALL WIDTH	PERSONAL PEDESTAL	OPEN STORAGE
60"	30", 36"	24", 30"
66"	30", 36"	30", 36"
72"	30", 36"	36", 42"

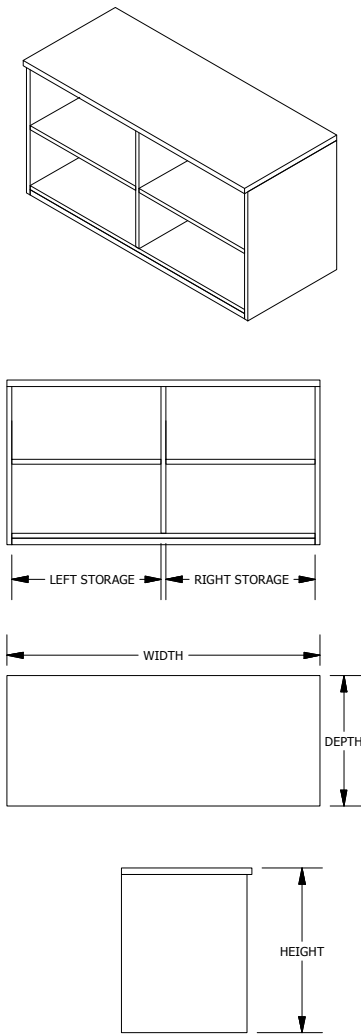


ORDER CODE SAMPLE									
ITEM CODE	WIDTH	DEPTH	HEIGHT	LEFT	RIGHT	LAMINATE	HAND	LOCK	OPTION
NCXAZ	W60	D20	H29	L36	R24	<i>M1</i>	<i>R</i>	<i>LBB</i>	<i>HF</i>

- 1" thick LPL gables and modesty with 1" leveling
- One pencil tray, file hanging bars and lock(s) included
- Laminate codes - *M1*: 1" LPL, *H1*: 1" HPL (top only)
- Specify handedness left '*L*' or right '*R*' when ordering

- All standard laminate finishes available
- Specify lock option: BRC standard black '*LBB*', silver '*LBS*'

- High pressure drawer fronts add code '*HF*' and add \$371
- 3" Grommet (AG30A) add code(s) '*GL*', '*GC*' and/or '*GR*', add \$76 per grommet



Features & Specifications

No Charge Options

OVERALL SIZE			LAMINATE	
WIDTH	DEPTH	HEIGHT	PRICE M1	PRICE H1
48"	20"	29"	1,264	1,468
54"	20"	29"	1,315	1,520
60"	20"	29"	1,366	1,571
66"	20"	29"	1,418	1,623
72"	20"	29"	1,469	1,674
48"	24"	29"	1,315	1,520
54"	24"	29"	1,366	1,572
60"	24"	29"	1,418	1,623
66"	24"	29"	1,470	1,675
72"	24"	29"	1,521	1,727
48"	30"	29"	1,367	1,572
54"	30"	29"	1,418	1,624
60"	30"	29"	1,470	1,678
66"	30"	29"	1,522	1,730
72"	30"	29"	1,576	1,782



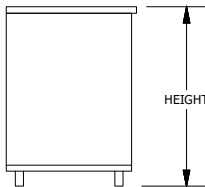
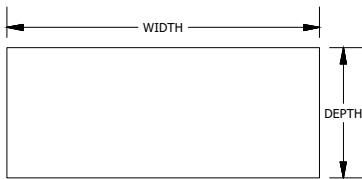
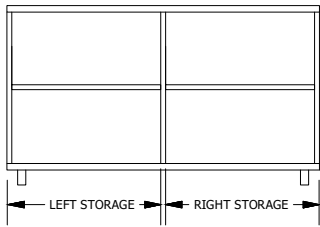
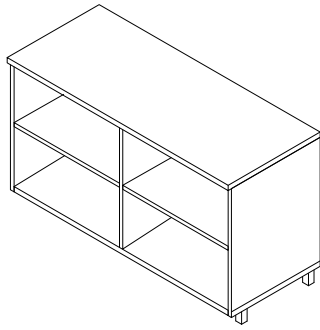
STORAGE SIZE OPTIONS					
WIDTH	OPTIONS (LEFT STORAGE SIZE X RIGHT STORAGE SIZE)				
48"	24" X 24"				
54"	24" X 30"	27" X 27"	30" X 24"		
60"	24" X 36"	30" X 30"	36" X 24"		
66"	24" X 42"	30" X 36"	33" X 33"	36" X 30"	42" X 24"
72"	30" X 42"	36" X 36"	42" X 30"		



ORDER CODE SAMPLE						
ITEM CODE	WIDTH	DEPTH	HEIGHT	LEFT STORAGE	RIGHT STORAGE	LAMINATE
NCOTZ	W60	D24	H29	L24	R36	M1

- 3/4" Thick LPL case construction with one inch of leveling
  - Top overhangs gables by 3/4"
  - One 3/4" thick adjustable shelf per storage space
  - Laminate codes - M1: 1" LPL, H1: 1" HPL (top only)
- 
- All standard laminate finishes available





Features & Specifications

No Charge Options

OVERALL SIZE			LAMINATE	
WIDTH	DEPTH	HEIGHT	PRICE M1	PRICE H1
48"	20"	29"	1,395	1,601
54"	20"	29"	1,448	1,653
60"	20"	29"	1,499	1,704
66"	20"	29"	1,551	1,757
72"	20"	29"	1,602	1,808
48"	24"	29"	1,448	1,653
54"	24"	29"	1,500	1,705
60"	24"	29"	1,551	1,757
66"	24"	29"	1,603	1,809
72"	24"	29"	1,654	1,860
48"	30"	29"	1,500	1,705
54"	30"	29"	1,552	1,758
60"	30"	29"	1,604	1,810
66"	30"	29"	1,657	1,862
72"	30"	29"	1,709	1,914

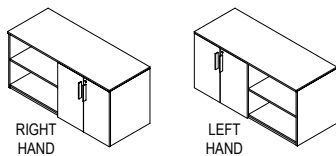
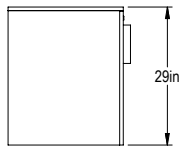
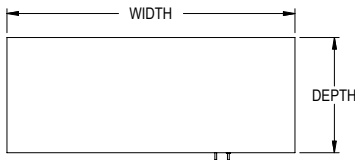
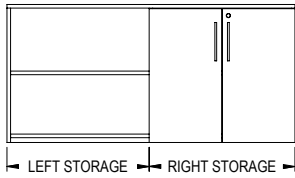
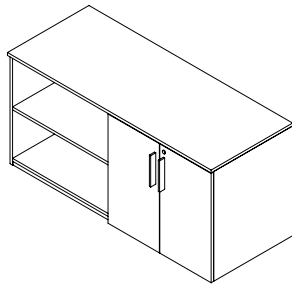


STORAGE SIZE OPTIONS					
WIDTH	OPTIONS (LEFT STORAGE SIZE X RIGHT STORAGE SIZE)				
48"	24" X 24"				
54"	24" X 30"	27" X 27"	30" X 24"		
60"	24" X 36"	30" X 30"	36" X 24"		
66"	24" X 42"	30" X 36"	33" X 33"	36" X 30"	42" X 24"
72"	30" X 42"	36" X 36"	42" X 30"		



ORDER CODE SAMPLE						
ITEM CODE	WIDTH	DEPTH	HEIGHT	LEFT STORAGE	RIGHT STORAGE	LAMINATE
NCOTY	W60	D24	H29	L24	R36	M1

- 3/4" Thick LPL case construction with one inch of leveling
  - Top overhangs gables by 3/4"
  - One 3/4" thick adjustable shelf per storage space
  - Laminate codes - M1: 1" LPL, H1: 1" HPL (top only)
- 
- All standard laminates and metal finishes available



Features & Specifications

No Charge Options

Optional Extra

OVERALL SIZE			LAMINATE	
WIDTH	DEPTH	HEIGHT	PRICE M1	PRICE H1
48"	20"	29"	1,560	1,764
54"	20"	29"	1,612	1,816
60"	20"	29"	1,662	1,868
66"	20"	29"	1,713	1,919
72"	20"	29"	1,765	1,971
48"	24"	29"	1,612	1,816
54"	24"	29"	1,663	1,870
60"	24"	29"	1,714	1,921
66"	24"	29"	1,765	1,971
72"	24"	29"	1,819	2,024
48"	30"	29"	1,663	1,870
54"	30"	29"	1,714	1,921
60"	30"	29"	1,765	1,971
66"	30"	29"	1,819	2,024
72"	30"	29"	1,871	2,076



STORAGE SIZE OPTIONS					
WIDTH	OPTIONS (LEFT STORAGE SIZE X RIGHT STORAGE SIZE)				
48"	24" X 24"				
54"	24" X 30"	27" X 27"	30" X 24"		
60"	24" X 36"	30" X 30"	36" X 24"		
66"	24" X 42"	30" X 36"	33" X 33"	36" X 30"	42" X 24"
72"	30" X 42"	36" X 36"	42" X 30"		

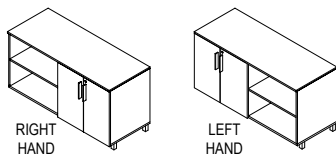
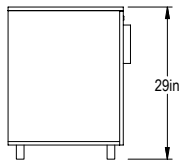
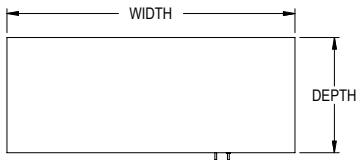
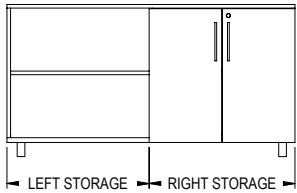
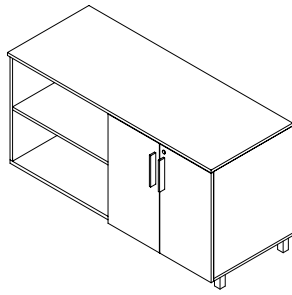


ORDER CODE SAMPLE									
ITEM CODE	WIDTH	DEPTH	HEIGHT	LEFT	RIGHT	LAMINATE	HAND	LOCK	OPTION
NCYAZ	W60	D24	H29	L24	R36	M1	R	LBB	HF

- 3/4" Thick LPL case construction with one inch of leveling
- Includes lock(s)
- One 3/4" thick adjustable shelf per storage space
- Laminate codes - M1: 1" LPL, H1: 1" HPL (top only)
- Specify handedness left 'L' or right 'R' when ordering

- All standard laminate finishes available
- Specify lock option: BRC standard black 'LBB', silver 'LBS'

- High pressure door fronts add code 'HF' and add \$187



Features & Specifications

No Charge Options

Optional Extra

OVERALL SIZE			LAMINATE	
WIDTH	DEPTH	HEIGHT	PRICE M1	PRICE H1
48"	20"	29"	1,693	1,897
54"	20"	29"	1,744	1,950
60"	20"	29"	1,795	2,001
66"	20"	29"	1,846	2,052
72"	20"	29"	1,899	2,104
48"	24"	29"	1,744	1,950
54"	24"	29"	1,796	2,002
60"	24"	29"	1,845	2,053
66"	24"	29"	1,911	2,104
72"	24"	29"	1,976	2,156
48"	30"	29"	1,796	2,002
54"	30"	29"	1,845	2,053
60"	30"	29"	1,911	2,104
66"	30"	29"	1,976	2,156
72"	30"	29"	2,028	2,208



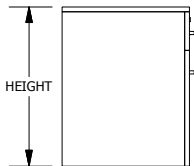
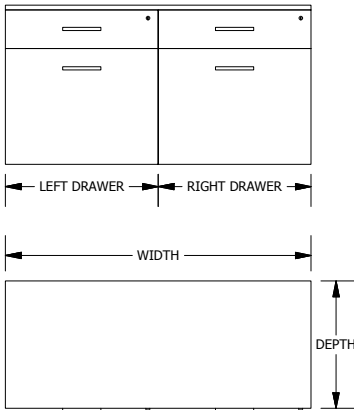
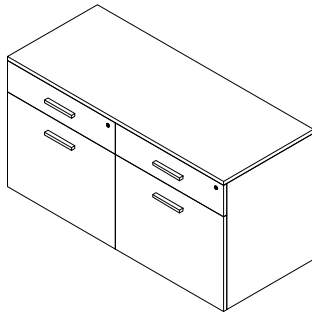
STORAGE SIZE OPTIONS					
WIDTH	OPTIONS (LEFT STORAGE SIZE X RIGHT STORAGE SIZE)				
48"	24" X 24"				
54"	24" X 30"	27" X 27"	30" X 24"		
60"	24" X 36"	30" X 30"	36" X 24"		
66"	24" X 42"	30" X 36"	33" X 33"	36" X 30"	42" X 24"
72"	30" X 42"	36" X 36"	42" X 30"		



ORDER CODE SAMPLE									
ITEM CODE	WIDTH	DEPTH	HEIGHT	LEFT	RIGHT	LAMINATE	HAND	LOCK	OPTION
NCYAY	W60	D24	H29	L24	R36	M1	R	LBB	HF

- 3/4" Thick LPL case construction with one inch of leveling
  - Includes lock(s)
  - One 3/4" thick adjustable shelf per storage space
  - Laminate codes - M1: 1" LPL, H1: 1" HPL (top only)
  - Specify handedness left 'L' or right 'R' when ordering
- 
- All standard laminates and metal finishes available
  - Specify lock option: BRC standard black 'LBB', silver 'LBS'
- 
- High pressure door fronts add code 'HF' and add \$187





Features & Specifications

No Charge Options

Optional Extra



SPECIAL NOTES

OVERALL SIZE			LAMINATE	
WIDTH	DEPTH	HEIGHT	PRICE M1	PRICE H1
54"	20"	22.25"	1,940	2,156
60"	20"	22.25"	1,992	2,208
66"	20"	22.25"	2,050	2,264
72"	20"	22.25"	2,104	2,319
54"	24"	22.25"	1,992	2,208
60"	24"	22.25"	2,050	2,264
66"	24"	22.25"	2,104	2,319
72"	24"	22.25"	2,158	2,374
54"	30"	22.25"	2,050	2,264
60"	30"	22.25"	2,104	2,319
66"	30"	22.25"	2,158	2,374
72"	30"	22.25"	2,211	2,426



STORAGE SIZE OPTIONS		
OVERALL WIDTH	FILE DRAWER	FILE DRAWER
54"	24", 30"	24", 30"
60"	24", 30", 36"	24", 30", 36"
66"	24", 30", 36"	24", 30", 36"
72"	36"	36"



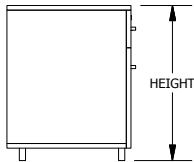
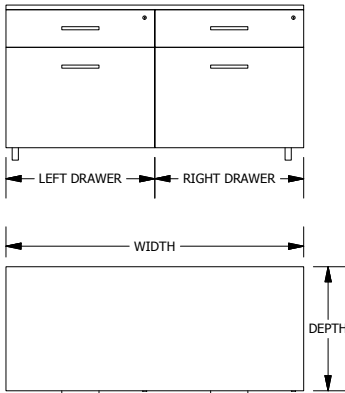
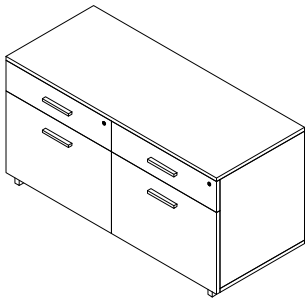
ORDER CODE SAMPLE								
ITEM	WIDTH	DEPTH	HEIGHT	LEFT DWR	RIGHT DWR	LAMINATE	LOCK	OPTION
NCBFZ	W54	D24	H22.25	L24	R30	M1	LBS	CW2

- 3/4" Thick LPL case construction with one inch of leveling
- File hanging bars and lock(s) included
- Laminate codes - M1: 1" LPL, H1: 1" HPL (top only)

- All standard laminate finishes available
- Specify lock option: BRC standard black 'LBB', silver 'LBS'

- High pressure drawer fronts add code 'HF' and add \$187
- Counterweights add code 'CW2', and add \$272

- This storage product must be secured or ganged to an additional support structure (eg: wall, adjacent cabinet).



Features & Specifications

No Charge Options

Optional Extra



SPECIAL NOTES

OVERALL SIZE			LAMINATE	
WIDTH	DEPTH	HEIGHT	PRICE M1	PRICE H1
54"	20"	22.25"	1,980	2,185
60"	20"	22.25"	2,031	2,236
66"	20"	22.25"	2,083	2,288
72"	20"	22.25"	2,135	2,340
54"	24"	22.25"	2,031	2,236
60"	24"	22.25"	2,083	2,288
66"	24"	22.25"	2,135	2,340
72"	24"	22.25"	2,187	2,393
54"	30"	22.25"	2,083	2,288
60"	30"	22.25"	2,135	2,340
66"	30"	22.25"	2,187	2,393
72"	30"	22.25"	2,238	2,444



STORAGE SIZE OPTIONS		
OVERALL WIDTH	FILE DRAWER	FILE DRAWER
54"	24", 30"	24", 30"
60"	24", 30", 36"	24", 30", 36"
66"	24", 30", 36"	24", 30", 36"
72"	36"	36"



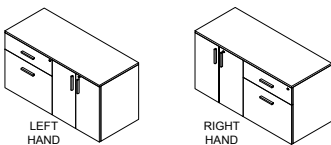
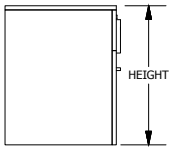
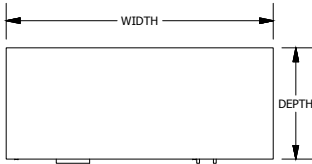
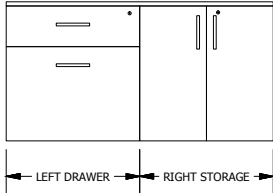
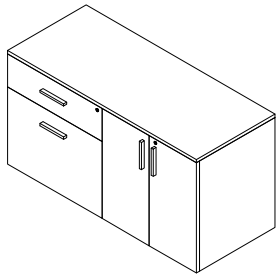
ORDER CODE SAMPLE								
ITEM	WIDTH	DEPTH	HEIGHT	LEFT DWR	RIGHT DWR	LAMINATE	LOCK	OPTION
NCBFY	W54	D24	H22.25	L24	R30	M1	LBS	CW2

- 3/4" Thick LPL case construction with one inch of leveling
- File hanging bars and lock(s) included
- Laminate codes - M1: 1" LPL, H1: 1" HPL (top only)

- All standard laminates and metal finishes available
- Specify lock option: BRC standard black 'LBB', silver 'LBS'

- High pressure drawer fronts add code 'HF' and add \$187
- Counterweights add code 'CW2', and add \$272

- This storage product must be secured or ganged to an additional support structure (eg: wall, adjacent cabinet).



Features & Specifications

No Charge Options

Optional Extra



SPECIAL NOTES

OVERALL SIZE			LAMINATE	
WIDTH	DEPTH	HEIGHT	PRICE M1	PRICE H1
48"	20"	22.25"	1,824	2,030
54"	20"	22.25"	1,876	2,082
60"	20"	22.25"	1,927	2,133
66"	20"	22.25"	1,980	2,185
72"	20"	22.25"	2,031	2,236
48"	24"	22.25"	2,083	2,288
54"	24"	22.25"	1,927	2,133
60"	24"	22.25"	1,980	2,185
66"	24"	22.25"	2,031	2,236
72"	24"	22.25"	2,083	2,288
48"	30"	22.25"	2,135	2,340
54"	30"	22.25"	1,927	2,133
60"	30"	22.25"	1,980	2,185
66"	30"	22.25"	2,031	2,236
72"	30"	22.25"	2,083	2,288



STORAGE SIZE OPTIONS		
OVERALL WIDTH	FILE DRAWERS	CLOSED STORAGE
48"	24"	24"
54"	24", 30"	24", 30"
60"	24", 30", 36"	24", 30", 36"
66"	24", 30", 36"	24", 30", 36", 42"
72"	30", 36"	36", 42"



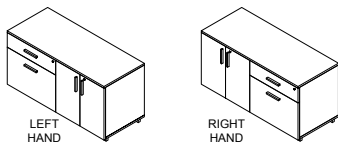
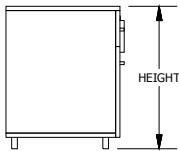
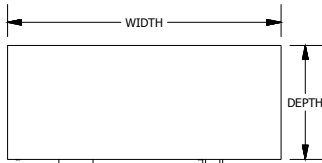
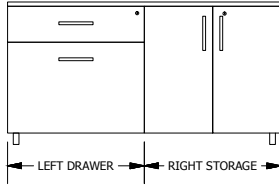
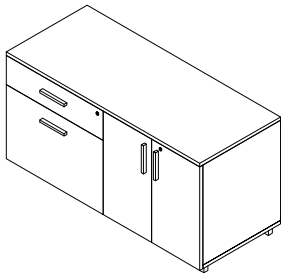
ORDER CODE SAMPLE									
ITEM	WIDTH	DEPTH	HEIGHT	LEFT	RIGHT	LAMINATE	HAND	LOCK	OPTION
NCAAZ	W60	D24	H22.25	L24	R36	M1	R	LBB	CW

- 3/4" Thick LPL case construction with one inch of leveling
- File hanging bars and lock(s) included
- One 3/4" thick adjustable shelf in storage space
- Laminate codes - M1: 1" LPL, H1: 1" HPL (top only)
- Specify handedness left 'L' or right 'R' when ordering

- All standard laminate finishes available
- Specify lock option: BRC standard black 'LBB', silver 'LBS'

- High pressure drawer and door fronts add code 'HF' and add \$371
- Counterweight add code 'CW' and add \$137

- This storage product must be secured or ganged to an additional support structure (eg: wall, adjacent cabinet)



Features & Specifications

No Charge Options

Optional Extra



SPECIAL NOTES

OVERALL SIZE			LAMINATE	
WIDTH	DEPTH	HEIGHT	PRICE M1	PRICE H1
48"	20"	22.25"	1,956	2,162
54"	20"	22.25"	2,008	2,214
60"	20"	22.25"	2,062	2,267
66"	20"	22.25"	2,114	2,319
72"	20"	22.25"	2,164	2,369
48"	24"	22.25"	2,216	2,421
54"	24"	22.25"	2,062	2,267
60"	24"	22.25"	2,114	2,319
66"	24"	22.25"	2,164	2,369
72"	24"	22.25"	2,216	2,421
48"	30"	22.25"	2,269	2,475
54"	30"	22.25"	2,062	2,267
60"	30"	22.25"	2,114	2,319
66"	30"	22.25"	2,164	2,369
72"	30"	22.25"	2,216	2,421



STORAGE SIZE OPTIONS		
OVERALL WIDTH	FILE DRAWERS	CLOSED STORAGE
48"	24"	24"
54"	24", 30"	24", 30"
60"	24", 30", 36"	24", 30", 36"
66"	24", 30", 36"	24", 30", 36", 42"
72"	30", 36"	36", 42"



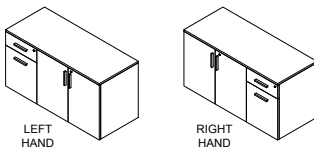
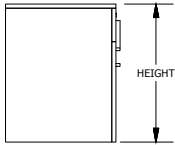
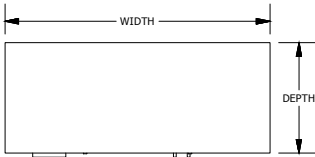
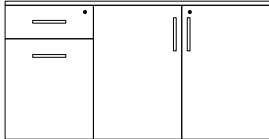
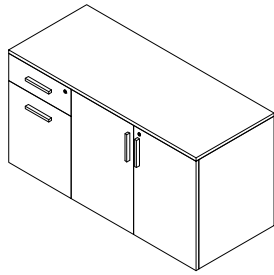
ORDER CODE SAMPLE									
ITEM	WIDTH	DEPTH	HEIGHT	LEFT	RIGHT	LAMINATE	HAND	LOCK	OPTION
NCAAY	W60	D24	H22.25	L24	R36	M1	R	LBB	CW

- 3/4" Thick LPL case construction with one inch of leveling
- File hanging bars and lock(s) included
- One 3/4" thick adjustable shelf in storage space
- Laminate codes - M1: 1" LPL, H1: 1" HPL (top only)
- Specify handedness left 'L' or right 'R' when ordering

- All standard laminates and metal finishes available
- Specify lock option: BRC standard black 'LBB', silver 'LBS'

- High pressure drawer and door fronts add code 'HF' and add \$371
- Counterweight add code 'CW' and add \$137

- This storage product must be secured or ganged to an additional support structure (eg: wall, adjacent cabinet)



NOTE: BOX AND/OR FILE DRAWERS ARE 15.75" WIDE REGARDLESS OF OVERALL WIDTH

Features & Specifications

No Charge Options

Optional Extra



SPECIAL NOTES

OVERALL SIZE			LAMINATE	
WIDTH	DEPTH	HEIGHT	PRICE M1	PRICE H1
48"	20"	22.25"	1,876	2,082
54"	20"	22.25"	1,896	2,102
60"	20"	22.25"	1,913	2,117
48"	24"	22.25"	1,927	2,133
54"	24"	22.25"	1,896	2,102
60"	24"	22.25"	1,913	2,117
48"	30"	22.25"	1,927	2,133
54"	30"	22.25"	1,941	2,145
60"	30"	22.25"	1,973	2,178



ORDER CODE SAMPLE

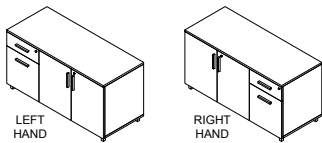
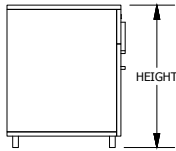
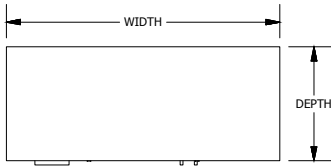
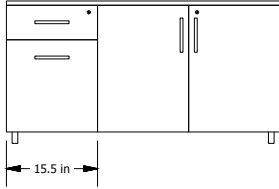
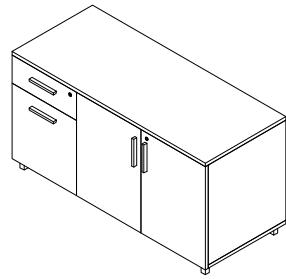
ITEM CODE	WIDTH	DEPTH	HEIGHT	LAMINATE	HAND	LOCK	OPTION
NCPAZ	W48	D24	H22.25	M1	R	LBS	CW

- 3/4" Thick LPL case construction with one inch of leveling
- One pencil tray, file hanging bars and lock(s) included
- One 3/4" thick adjustable shelf in storage space
- Laminate codes - M1: 1" LPL, H1: 1" HPL (top only)
- Specify handedness left 'L' or right 'R' when ordering

- All standard laminate finishes available
- Specify lock option: BRC standard black 'LBB', silver 'LBS'

- High pressure drawer and door fronts add code 'HF' and add \$371
- Counterweight add code 'CW' and add \$137

- This storage product must be secured or ganged to an additional support structure (eg: wall, adjacent cabinet)



NOTE: BOX AND/OR FILE DRAWERS ARE 15.75" WIDE REGARDLESS OF OVERALL WIDTH

Features & Specifications

No Charge Options

Optional Extra



SPECIAL NOTES

OVERALL SIZE			LAMINATE	
WIDTH	DEPTH	HEIGHT	PRICE M1	PRICE H1
48"	20"	22.25"	2,008	2,214
54"	20"	22.25"	2,030	2,235
60"	20"	22.25"	2,046	2,250
48"	24"	22.25"	2,062	2,267
54"	24"	22.25"	2,030	2,235
60"	24"	22.25"	2,046	2,250
48"	30"	22.25"	2,062	2,267
54"	30"	22.25"	2,075	2,279
60"	30"	22.25"	2,104	2,309



ORDER CODE SAMPLE

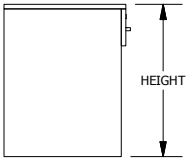
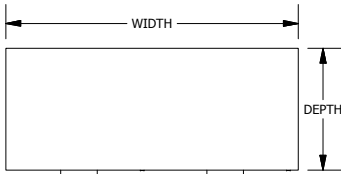
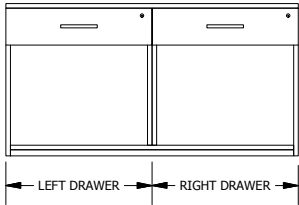
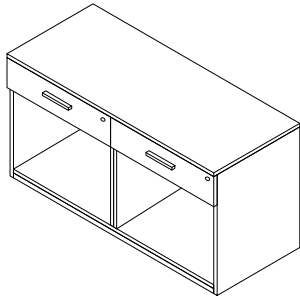
ITEM CODE	WIDTH	DEPTH	HEIGHT	LAMINATE	HAND	LOCK	OPTION
NCPAY	W48	D24	H22.25	M1	R	LBS	CW

- 3/4" Thick LPL case construction with one inch of leveling
- One pencil tray, file hanging bars and lock(s) included
- One 3/4" thick adjustable shelf in storage space
- Laminate codes - M1: 1" LPL, H1: 1" HPL (top only)
- Specify handedness left 'L' or right 'R' when ordering

- All standard laminates and metal finishes available
- Specify lock option: BRC standard black 'LBB', silver 'LBS'

- High pressure drawer and door fronts add code 'HF' and add \$371
- Counterweight add code 'CW' and add \$137

- This storage product must be secured or ganged to an additional support structure (eg: wall, adjacent cabinet)



Features & Specifications

No Charge Options

Optional Extra



SPECIAL NOTES

OVERALL SIZE			LAMINATE	
WIDTH	DEPTH	HEIGHT	PRICE M1	PRICE H1
48"	20"	22.25"	1,581	1,786
54"	20"	22.25"	1,632	1,838
60"	20"	22.25"	1,683	1,889
66"	20"	22.25"	1,735	1,941
72"	20"	22.25"	1,788	1,994
48"	24"	22.25"	1,632	1,838
54"	24"	22.25"	1,683	1,889
60"	24"	22.25"	1,735	1,941
66"	24"	22.25"	1,788	1,994
72"	24"	22.25"	1,839	2,045
48"	30"	22.25"	1,632	1,838
54"	30"	22.25"	1,683	1,889
60"	30"	22.25"	1,735	1,941
66"	30"	22.25"	1,788	1,994
72"	30"	22.25"	1,839	2,045



STORAGE SIZE OPTIONS		
OVERALL WIDTH	FILE DRAWER	FILE DRAWER
48"	24"	24"
54"	24", 30"	24", 30"
60"	24", 30", 36"	24", 30", 36"
66"	24", 30", 36"	24", 30", 36"
72"	30", 36"	30", 36"



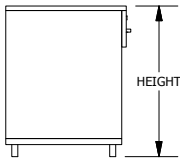
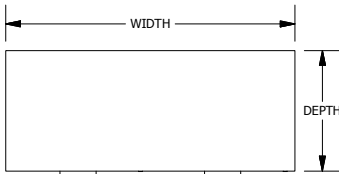
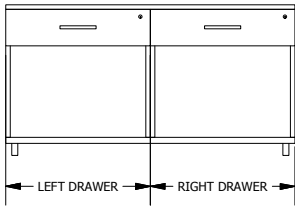
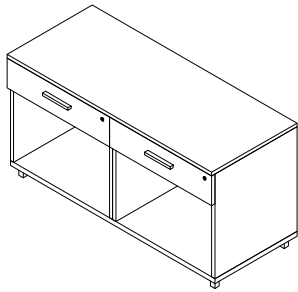
ORDER CODE SAMPLE								
ITEM	WIDTH	DEPTH	HEIGHT	LEFT DWR	RIGHT DWR	LAMINATE	LOCK	OPTION
NCBBZ	W60	D24	H22.25	L24	R36	M1	LBB	HF

- 3/4" Thick LPL case construction with one inch of leveling
- Includes lock(s)
- Laminate codes - M1: 1" LPL, H1: 1" HPL (top only)

- All standard laminate finishes available
- Specify lock option: BRC standard black 'LBB', silver 'LBS'

- High pressure drawer fronts add code 'HF' and add \$187

- This storage product must be secured or ganged to an additional support structure (eg: wall, adjacent cabinet).



Features & Specifications

No Charge Options

Optional Extra



SPECIAL NOTES

OVERALL SIZE			LAMINATE	
WIDTH	DEPTH	HEIGHT	PRICE M1	PRICE H1
48"	20"	22.25"	1,713	1,919
54"	20"	22.25"	1,768	1,973
60"	20"	22.25"	1,819	2,024
66"	20"	22.25"	1,870	2,075
72"	20"	22.25"	1,922	2,127
48"	24"	22.25"	1,768	1,973
54"	24"	22.25"	1,819	2,024
60"	24"	22.25"	1,870	2,075
66"	24"	22.25"	1,922	2,127
72"	24"	22.25"	1,974	2,179
48"	30"	22.25"	1,768	1,973
54"	30"	22.25"	1,819	2,024
60"	30"	22.25"	1,870	2,075
66"	30"	22.25"	1,922	2,127
72"	30"	22.25"	1,974	2,179



STORAGE SIZE OPTIONS		
OVERALL WIDTH	FILE DRAWER	FILE DRAWER
48"	24"	24"
54"	24", 30"	24", 30"
60"	24", 30", 36"	24", 30", 36"
66"	24", 30", 36"	24", 30", 36"
72"	30", 36"	30", 36"



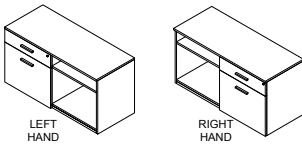
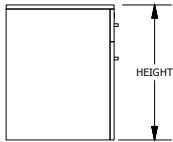
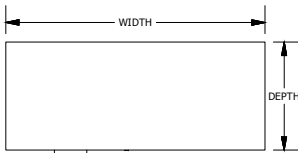
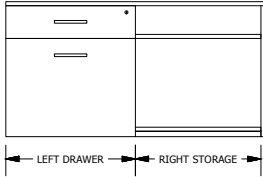
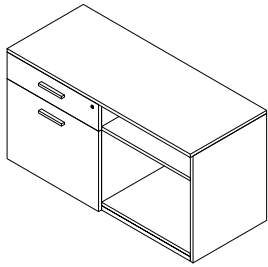
ORDER CODE SAMPLE								
ITEM	WIDTH	DEPTH	HEIGHT	LEFT DWR	RIGHT DWR	LAMINATE	LOCK	OPTION
NCBBY	W60	D24	H22.25	L24	R36	M1	LBB	HF

- 3/4" Thick LPL case construction with one inch of leveling
- Includes lock(s)
- Laminate codes - *M1*: 1" LPL, *H1*: 1" HPL (top only)

- All standard laminates and metal finishes available
- Specify lock option: BRC standard black '*LBB*', silver '*LBS*'

- High pressure drawer fronts add code '*HF*' and add \$187

- This storage product must be secured or ganged to an additional support structure (eg: wall, adjacent cabinet).



OVERALL SIZE			LAMINATE	
WIDTH	DEPTH	HEIGHT	PRICE M1	PRICE H1
48"	20"	22.25"	1,714	1,930
54"	20"	22.25"	1,769	1,983
60"	20"	22.25"	1,823	2,038
66"	20"	22.25"	1,878	2,094
72"	20"	22.25"	1,931	2,148
48"	24"	22.25"	1,769	1,983
54"	24"	22.25"	1,823	2,038
60"	24"	22.25"	1,878	2,094
66"	24"	22.25"	1,931	2,148
72"	24"	22.25"	1,985	2,203
48"	30"	22.25"	1,769	1,983
54"	30"	22.25"	1,823	2,038
60"	30"	22.25"	1,878	2,094
66"	30"	22.25"	1,931	2,148
72"	30"	22.25"	1,985	2,203



STORAGE SIZE OPTIONS		
OVERALL WIDTH	FILE DRAWERS	OPEN STORAGE
48"	24", 30", 36"	12", 18", 24"
54"	24", 30", 36"	18", 24", 30"
60"	24", 30", 36"	24", 30", 36"
66"	24", 30", 36"	24", 30", 36", 42"
72"	36"	36"



ORDER CODE SAMPLE									
ITEM	WIDTH	DEPTH	HEIGHT	LEFT	RIGHT	LAMINATE	HAND	LOCK	OPTION
NCCAZ	W60	D24	H22.25	L24	R36	M1	R	LBS	CW

Features & Specifications

- 3/4" Thick LPL case construction with one inch of leveling
- File hanging bars and lock(s) included
- One 3/4" thick adjustable shelf in storage space
- Laminate codes - M1: 1" LPL, H1: 1" HPL (top only)
- Specify handedness left 'L' or right 'R' when ordering

No Charge Options

- All standard laminate finishes available
- Specify lock option: BRC standard black 'LBB', silver 'LBS'

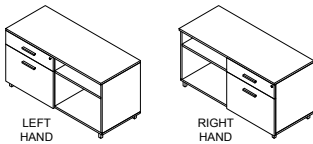
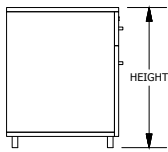
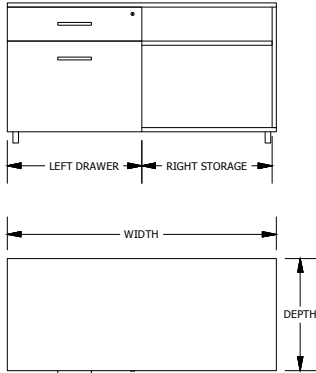
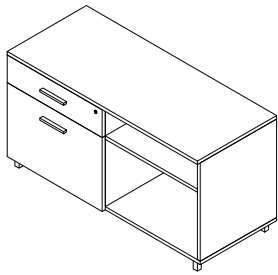
Optional Extra

- High pressure drawer fronts add code 'HF' and add \$187
- Counterweight add code 'CW' and add \$137



SPECIAL NOTES

- This storage product must be secured or ganged to an additional support structure (eg: wall, adjacent cabinet)



Features & Specifications

No Charge Options

Optional Extra



SPECIAL NOTES

OVERALL SIZE			LAMINATE	
WIDTH	DEPTH	HEIGHT	PRICE M1	PRICE H1
48"	20"	22.25"	1,768	1,973
54"	20"	22.25"	1,819	2,024
60"	20"	22.25"	1,870	2,075
66"	20"	22.25"	1,922	2,127
72"	20"	22.25"	1,974	2,179
48"	24"	22.25"	1,819	2,024
54"	24"	22.25"	1,870	2,075
60"	24"	22.25"	1,922	2,127
66"	24"	22.25"	1,974	2,179
72"	24"	22.25"	2,025	2,230
48"	30"	22.25"	1,819	2,024
54"	30"	22.25"	1,870	2,075
60"	30"	22.25"	1,922	2,127
66"	30"	22.25"	1,974	2,179
72"	30"	22.25"	2,025	2,230



STORAGE SIZE OPTIONS		
OVERALL WIDTH	FILE DRAWERS	OPEN STORAGE
48"	24", 30", 36"	12", 18", 24"
54"	24", 30", 36"	18", 24", 30"
60"	24", 30", 36"	24", 30", 36"
66"	24", 30", 36"	24", 30", 36", 42"
72"	36"	36"



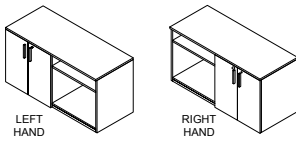
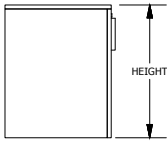
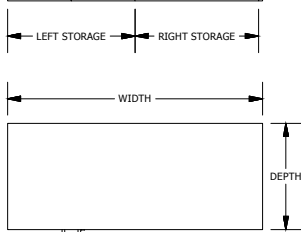
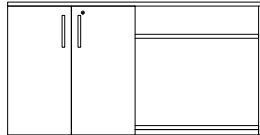
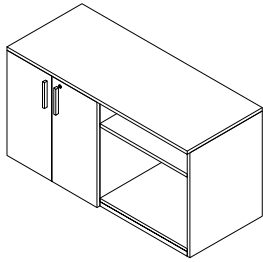
ORDER CODE SAMPLE									
ITEM	WIDTH	DEPTH	HEIGHT	LEFT	RIGHT	LAMINATE	HAND	LOCK	OPTION
NCCAY	W60	D24	H22.25	L24	R36	M1	R	LBS	CW

- 3/4" Thick LPL case construction with one inch of leveling
- File hanging bars and lock(s) included
- One 3/4" thick adjustable shelf in storage space
- Laminate codes - M1: 1" LPL, H1: 1" HPL (top only)
- Specify handedness left 'L' or right 'R' when ordering

- All standard laminates and metal finishes available
- Specify lock option: BRC standard black 'LBB', silver 'LBS'

- High pressure drawer fronts add code 'HF' and add \$187
- Counterweight add code 'CW' and add \$137

- This storage product must be secured or ganged to an additional support structure (eg: wall, adjacent cabinet)



**Features & Specifications**

**No Charge Options**

**Optional Extra**

OVERALL SIZE			LAMINATE	
WIDTH	DEPTH	HEIGHT	PRICE M1	PRICE H1
48"	20"	22.25"	1,507	1,711
54"	20"	22.25"	1,560	1,764
60"	20"	22.25"	1,609	1,815
66"	20"	22.25"	1,660	1,866
72"	20"	22.25"	1,713	1,919
48"	24"	22.25"	1,560	1,764
54"	24"	22.25"	1,609	1,815
60"	24"	22.25"	1,660	1,866
66"	24"	22.25"	1,713	1,919
72"	24"	22.25"	1,768	1,973
48"	30"	22.25"	1,560	1,764
54"	30"	22.25"	1,609	1,815
60"	30"	22.25"	1,660	1,866
66"	30"	22.25"	1,713	1,919
72"	30"	22.25"	1,768	1,973



STORAGE SIZE OPTIONS		
OVERALL WIDTH	CLOSED STORAGE	OPEN STORAGE
48"	24", 30", 36"	12", 18", 24"
54"	24", 30", 36"	18", 24", 30"
60"	24", 30", 36"	24", 30", 36"
66"	24", 30", 36"	24", 30", 36", 42"
72"	36"	36"

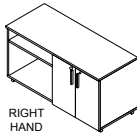
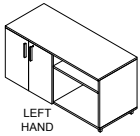
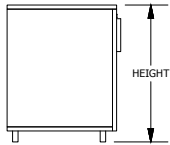
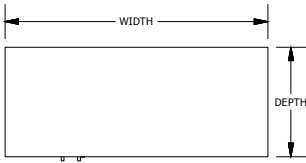
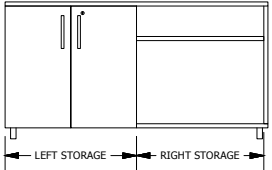
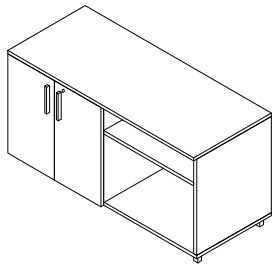


ORDER CODE SAMPLE									
ITEM	WIDTH	DEPTH	HEIGHT	LEFT	RIGHT	LAMINATE	HAND	LOCK	OPTION
NCOAZ	W60	D24	H22.25	L24	R36	M1	R	LBS	HF

- 3/4" Thick LPL case construction with one inch of leveling
- Includes lock(s)
- One 3/4" thick adjustable shelf per storage space
- Laminate codes - M1: 1" LPL, H1: 1" HPL (top only)
- Specify handedness left 'L' or right 'R' when ordering

- All standard laminate finishes available
- Specify lock option: BRC standard black 'LBB', silver 'LBS'

- High pressure door fronts add code 'HF' and add \$187



Features & Specifications

No Charge Options

Optional Extra

OVERALL SIZE			LAMINATE	
WIDTH	DEPTH	HEIGHT	PRICE M1	PRICE H1
48"	20"	22.25"	1,642	1,846
54"	20"	22.25"	1,693	1,897
60"	20"	22.25"	1,743	1,949
66"	20"	22.25"	1,795	2,001
72"	20"	22.25"	1,848	2,053
48"	24"	22.25"	1,693	1,897
54"	24"	22.25"	1,743	1,949
60"	24"	22.25"	1,795	2,001
66"	24"	22.25"	1,848	2,053
72"	24"	22.25"	1,897	2,103
48"	30"	22.25"	1,693	1,897
54"	30"	22.25"	1,743	1,949
60"	30"	22.25"	1,795	2,001
66"	30"	22.25"	1,848	2,053
72"	30"	22.25"	1,897	2,103



STORAGE SIZE OPTIONS		
OVERALL WIDTH	CLOSED STORAGE	OPEN STORAGE
48"	24", 30", 36"	12", 18", 24"
54"	24", 30", 36"	18", 24", 30"
60"	24", 30", 36"	24", 30", 36"
66"	24", 30", 36"	24", 30", 36", 42"
72"	36"	36"

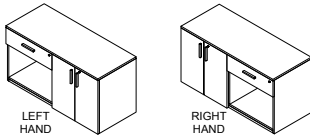
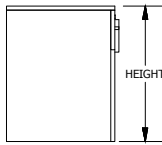
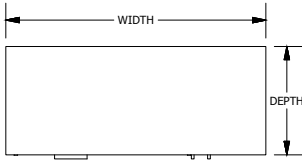
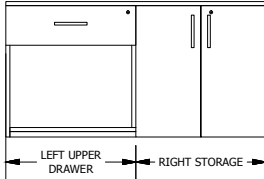
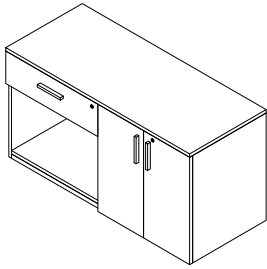


ORDER CODE SAMPLE									
ITEM	WIDTH	DEPTH	HEIGHT	LEFT	RIGHT	LAMINATE	HAND	LOCK	OPTION
NCOAY	W60	D24	H22.25	L24	R36	M1	R	LBS	HF

- 3/4" Thick LPL case construction with one inch of leveling
- Includes lock(s)
- One 3/4" thick adjustable shelf per storage space
- Laminate codes - M1: 1" LPL, H1: 1" HPL (top only)
- Specify handedness left 'L' or right 'R' when ordering

- All standard laminates and metal finishes available
- Specify lock option: BRC standard black 'LBB', silver 'LBS'

- High pressure door fronts add code 'HF' and add \$187



OVERALL SIZE			LAMINATE	
WIDTH	DEPTH	HEIGHT	PRICE M1	PRICE H1
48"	20"	22.25"	1,693	1,897
54"	20"	22.25"	1,743	1,949
60"	20"	22.25"	1,795	2,001
66"	20"	22.25"	1,848	2,053
72"	20"	22.25"	1,897	2,103
48"	24"	22.25"	1,743	1,949
54"	24"	22.25"	1,795	2,001
60"	24"	22.25"	1,848	2,053
66"	24"	22.25"	1,897	2,103
72"	24"	22.25"	1,951	2,156
48"	30"	22.25"	1,743	1,949
54"	30"	22.25"	1,795	2,001
60"	30"	22.25"	1,848	2,053
66"	30"	22.25"	1,897	2,103
72"	30"	22.25"	1,951	2,156



STORAGE SIZE OPTIONS		
OVERALL WIDTH	BOX DRAWER	CLOSED STORAGE
48"	24"	24"
54"	24", 30"	24", 30"
60"	24", 30", 36"	24", 30", 36"
66"	24", 30", 36"	24", 30", 36", 42"
72"	30", 36"	36", 42"



ORDER CODE SAMPLE									
ITEM CODE	WIDTH	DEPTH	HEIGHT	LEFT	RIGHT	LAMINATE	HAND	LOCK	OPTION
NCGAZ	W60	D24	H22.25	L24	R36	M1	R	LBB	HF

Features & Specifications

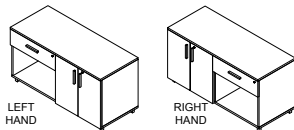
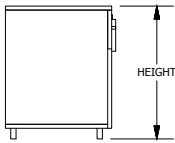
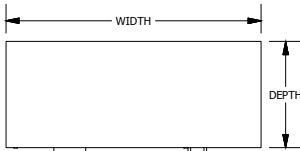
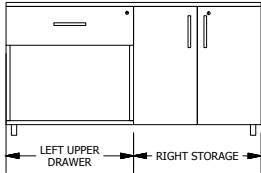
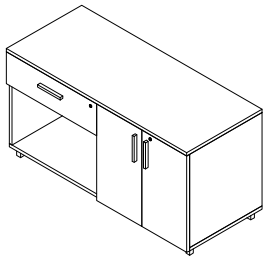
- 3/4" Thick LPL case construction with one inch of leveling
- Includes lock(s)
- One 3/4" thick adjustable shelf in storage space
- Laminate codes - M1: 1" LPL, H1: 1" HPL (top only)
- Specify handedness left 'L' or right 'R' when ordering

No Charge Options

- All standard laminate finishes available
- Specify lock option: BRC standard black 'LBB', silver 'LBS'

Optional Extra

- High pressure drawer and door fronts add code 'HF' and add \$278



Features & Specifications

No Charge Options

Optional Extra

OVERALL SIZE			LAMINATE	
WIDTH	DEPTH	HEIGHT	PRICE M1	PRICE H1
48"	20"	22.25"	1,824	1,963
54"	20"	22.25"	1,876	2,015
60"	20"	22.25"	1,927	2,065
66"	20"	22.25"	1,980	2,117
72"	20"	22.25"	2,031	2,168
48"	24"	22.25"	1,876	2,015
54"	24"	22.25"	1,927	2,065
60"	24"	22.25"	1,980	2,117
66"	24"	22.25"	2,031	2,168
72"	24"	22.25"	2,083	2,220
48"	30"	22.25"	1,876	2,015
54"	30"	22.25"	1,927	2,065
60"	30"	22.25"	1,980	2,117
66"	30"	22.25"	2,031	2,168
72"	30"	22.25"	2,083	2,220



STORAGE SIZE OPTIONS		
OVERALL WIDTH	BOX DRAWER	CLOSED STORAGE
48"	24"	24"
54"	24", 30"	24", 30"
60"	24", 30", 36"	24", 30", 36"
66"	24", 30", 36"	24", 30", 36", 42"
72"	30", 36"	36", 42"

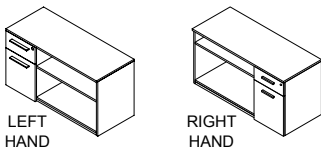
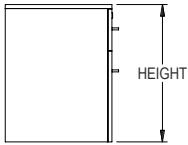
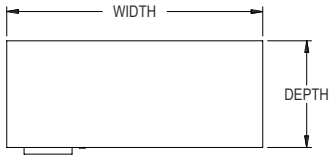
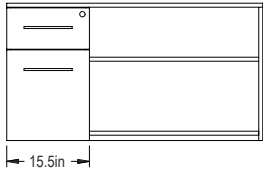
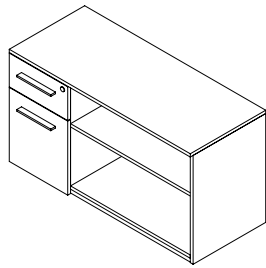


ORDER CODE SAMPLE									
ITEM CODE	WIDTH	DEPTH	HEIGHT	LEFT	RIGHT	LAMINATE	HAND	LOCK	OPTION
NCGAY	W60	D24	H22.25	L24	R36	M1	R	LBB	HF

- 3/4" Thick LPL case construction with one inch of leveling
- Includes lock(s)
- One 3/4" thick adjustable shelf in storage space
- Laminate codes - M1: 1" LPL, H1: 1" HPL (top only)
- Specify handedness left 'L' or right 'R' when ordering

- All standard laminates and metal finishes available
- Specify lock option: BRC standard black 'LBB', silver 'LBS'

- High pressure drawer and door fronts add code 'HF' and add \$278



NOTE: BOX AND/OR FILE DRAWERS ARE 15.75" WIDE REGARDLESS OF OVERALL WIDTH

Features & Specifications

No Charge Options

Optional Extra

OVERALL SIZE			LAMINATE	
WIDTH	DEPTH	HEIGHT	PRICE M1	PRICE H1
30"	20"	22.25"	1,426	1,630
36"	20"	22.25"	1,478	1,682
42"	20"	22.25"	1,528	1,733
48"	20"	22.25"	1,581	1,786
30"	24"	22.25"	1,478	1,682
36"	24"	22.25"	1,528	1,733
42"	24"	22.25"	1,581	1,786
48"	24"	22.25"	1,632	1,838
30"	30"	22.25"	1,478	1,682
36"	30"	22.25"	1,528	1,733
42"	30"	22.25"	1,581	1,786
48"	30"	22.25"	1,632	1,838

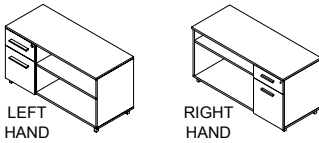
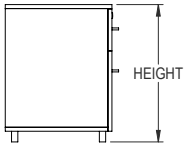
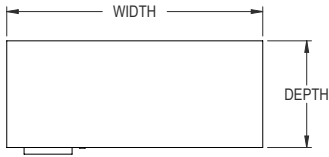
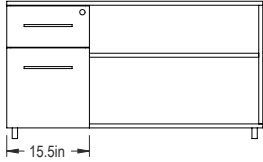
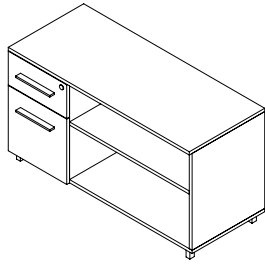


ORDER CODE SAMPLE							
ITEM CODE	WIDTH	DEPTH	HEIGHT	LAMINATE	HAND	LOCK	OPTION
NCFAZ	W30	D24	H22.25	M1	L	LBB	CW

- 3/4" Thick LPL case construction with one inch of leveling
- One pencil tray, file hanging bars and lock(s) included
- One 3/4" thick adjustable shelf in storage space
- Laminate codes - M1: 1" LPL, H1: 1" HPL (top only)
- Specify handedness left 'L' or right 'R' when ordering

- All standard laminate finishes available
- Specify lock option: BRC standard black 'LBB', silver 'LBS'

- High pressure drawer fronts add code 'HF' and add \$187
- Counterweight add code 'CW' and add \$137



NOTE: BOX AND/OR FILE DRAWERS ARE 15.75" WIDE REGARDLESS OF OVERALL WIDTH

OVERALL SIZE			LAMINATE	
WIDTH	DEPTH	HEIGHT	PRICE M1	PRICE H1
30"	20"	22.25"	1,560	1,764
36"	20"	22.25"	1,609	1,815
42"	20"	22.25"	1,660	1,866
48"	20"	22.25"	1,713	1,919
30"	24"	22.25"	1,609	1,815
36"	24"	22.25"	1,660	1,866
42"	24"	22.25"	1,713	1,919
48"	24"	22.25"	1,768	1,973
30"	30"	22.25"	1,609	1,815
36"	30"	22.25"	1,660	1,866
42"	30"	22.25"	1,713	1,919
48"	30"	22.25"	1,768	1,973

Features & Specifications

No Charge Options

Optional Extra

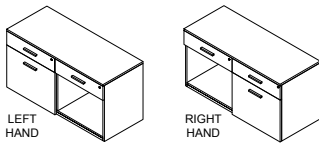
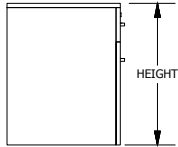
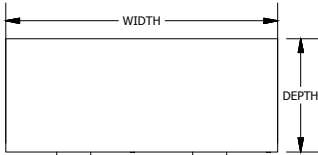
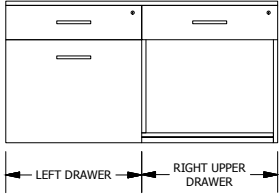
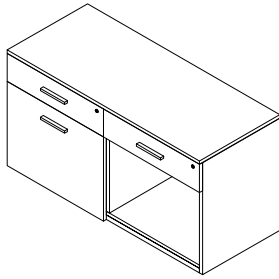


ORDER CODE SAMPLE							
ITEM CODE	WIDTH	DEPTH	HEIGHT	LAMINATE	HAND	LOCK	OPTION
NCFAY	W30	D24	H22.25	M1	L	LBB	CW

- 3/4" Thick LPL case construction with one inch of leveling
- One pencil tray, file hanging bars and lock(s) included
- One 3/4" thick adjustable shelf in storage space
- Laminate codes - M1: 1" LPL, H1: 1" HPL (top only)
- Specify handedness left 'L' or right 'R' when ordering

- All standard laminates and metal finishes available
- Specify lock option: BRC standard black 'LBB', silver 'LBS'

- High pressure drawer fronts add code 'HF' and add \$187
- Counterweight add code 'CW' and add \$137



OVERALL SIZE			LAMINATE	
WIDTH	DEPTH	HEIGHT	PRICE M1	PRICE H1
60"	20"	22.25"	1,870	2,075
66"	20"	22.25"	1,922	2,127
72"	20"	22.25"	1,974	2,179
60"	24"	22.25"	1,922	2,127
66"	24"	22.25"	1,974	2,179
72"	24"	22.25"	2,025	2,230
60"	30"	22.25"	1,922	2,127
66"	30"	22.25"	1,974	2,179
72"	30"	22.25"	2,025	2,213



STORAGE SIZE OPTIONS		
OVERALL WIDTH	FILE DRAWER	FILE DRAWER
60"	24", 30", 36"	24", 30", 36"
66"	24", 30", 36"	24", 30", 36"
72"	36"	36"



ORDER CODE SAMPLE									
ITEM	WIDTH	DEPTH	HEIGHT	LEFT	RIGHT	LAMINATE	HAND	LOCK	OPTION
NCDAZ	W72	D24	H22.25	L36	R36	M1	L	LBB	CW

Features & Specifications

- 3/4" Thick LPL case construction with one inch of leveling
- File hanging bars and lock(s) included
- Laminate codes - M1: 1" LPL, H1: 1" HPL (top only)
- Specify handedness left 'L' or right 'R' when ordering

No Charge Options

- All standard laminate finishes available
- Specify lock option: BRC standard black 'LBB', silver 'LBS'

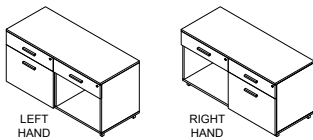
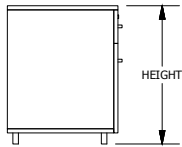
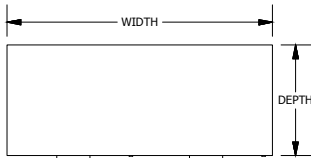
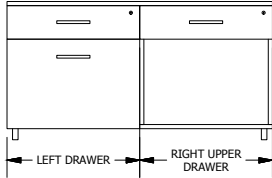
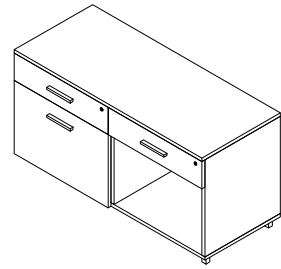
Optional Extra

- High pressure drawer fronts add code 'HF' and add \$278
- Counterweight add code 'CW' and add \$137



SPECIAL NOTES

- This storage product must be secured or ganged to an additional support structure (eg: wall, adjacent cabinet).



Features & Specifications

No Charge Options

Optional Extra



SPECIAL NOTES

OVERALL SIZE			LAMINATE	
WIDTH	DEPTH	HEIGHT	PRICE M1	PRICE H1
60"	20"	22.25"	2,003	2,208
66"	20"	22.25"	2,055	2,260
72"	20"	22.25"	2,105	2,310
60"	24"	22.25"	2,055	2,260
66"	24"	22.25"	2,105	2,310
72"	24"	22.25"	2,157	2,363
60"	30"	22.25"	2,055	2,260
66"	30"	22.25"	2,105	2,310
72"	30"	22.25"	2,157	2,363



STORAGE SIZE OPTIONS		
OVERALL WIDTH	FILE DRAWER	FILE DRAWER
60"	24", 30", 36"	24", 30", 36"
66"	24", 30", 36"	24", 30", 36"
72"	36"	36"



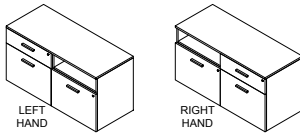
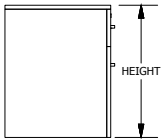
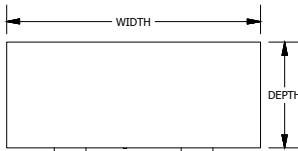
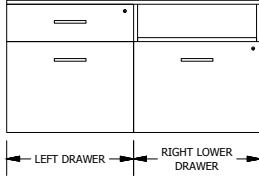
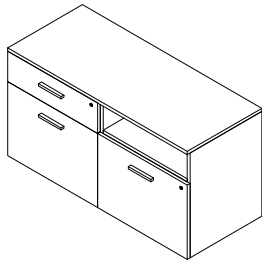
ORDER CODE SAMPLE									
ITEM	WIDTH	DEPTH	HEIGHT	LEFT	RIGHT	LAMINATE	HAND	LOCK	OPTION
NCDAY	W72	D24	H22.25	L36	R36	M1	L	LBB	CW

- 3/4" Thick LPL case construction with one inch of leveling
- File hanging bars and lock(s) included
- Laminate codes - M1: 1" LPL, H1: 1" HPL (top only)
- Specify handedness left 'L' or right 'R' when ordering

- All standard laminates and metal finishes available
- Specify lock option: BRC standard black 'LBB', silver 'LBS'

- High pressure drawer fronts add code 'HF' and add \$278
- Counterweight add code 'CW' and add \$137

- This storage product must be secured or ganged to an additional support structure (eg: wall, adjacent cabinet).



OVERALL SIZE			LAMINATE	
WIDTH	DEPTH	HEIGHT	PRICE M1	PRICE H1
60"	20"	22.25"	1,660	1,866
66"	20"	22.25"	1,713	1,919
72"	20"	22.25"	1,768	1,973
60"	24"	22.25"	1,922	2,127
66"	24"	22.25"	1,974	2,179
72"	24"	22.25"	2,025	2,230
60"	30"	22.25"	1,922	2,127
66"	30"	22.25"	1,974	2,179
72"	30"	22.25"	2,025	2,230



STORAGE SIZE OPTIONS		
OVERALL WIDTH	FILE DRAWER	FILE DRAWER
60"	24", 30", 36"	24", 30", 36"
66"	24", 30", 36"	24", 30", 36"
72"	30", 36"	30", 36"



ORDER CODE SAMPLE									
ITEM	WIDTH	DEPTH	HEIGHT	LEFT	RIGHT	LAMINATE	HAND	LOCK	OPTION
NCEAZ	W72	D24	H22.25	L36	R36	M1	L	LBB	CW

Features & Specifications

- 3/4" Thick LPL case construction with one inch of leveling
- File hanging bars and lock(s) included
- Laminate codes - M1: 1" LPL, H1: 1" HPL (top only)
- Specify handedness left 'L' or right 'R' when ordering

No Charge Options

- All standard laminate finishes available
- Specify lock option: BRC standard black 'LBB', silver 'LBS'

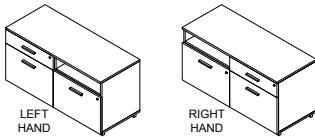
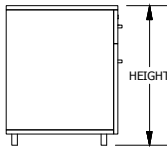
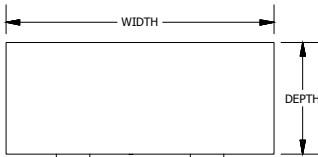
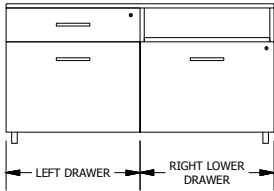
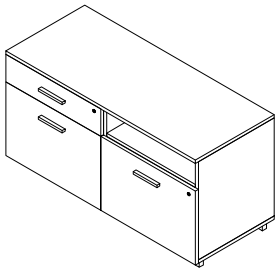
Optional Extra

- High pressure drawer fronts add code 'HF' and add \$278
- Counterweights add code 'CW2', and add \$272



SPECIAL NOTES

- This storage product must be secured or ganged to an additional support structure (eg: wall, adjacent cabinet).



OVERALL SIZE			LAMINATE	
WIDTH	DEPTH	HEIGHT	PRICE M1	PRICE H1
60"	20"	22.25"	1,795	2,001
66"	20"	22.25"	1,848	2,053
72"	20"	22.25"	1,897	2,103
60"	24"	22.25"	2,055	2,260
66"	24"	22.25"	2,105	2,310
72"	24"	22.25"	2,157	2,363
60"	30"	22.25"	2,055	2,260
66"	30"	22.25"	2,105	2,531
72"	30"	22.25"	2,157	2,591



STORAGE SIZE OPTIONS		
OVERALL WIDTH	FILE DRAWER	FILE DRAWER
60"	24", 30", 36"	24", 30", 36"
66"	24", 30", 36"	24", 30", 36"
72"	30", 36"	30", 36"



ORDER CODE SAMPLE									
ITEM	WIDTH	DEPTH	HEIGHT	LEFT	RIGHT	LAMINATE	HAND	LOCK	OPTION
NCEAY	W72	D24	H22.25	L36	R36	M1	L	LBB	CW

Features & Specifications

- 3/4" Thick LPL case construction with one inch of leveling
- File hanging bars and lock(s) included
- Laminate codes - M1: 1" LPL, H1: 1" HPL (top only)
- Specify handedness left 'L' or right 'R' when ordering

No Charge Options

- All standard laminates and metal finishes available
- Specify lock option: BRC standard black 'LBB', silver 'LBS'

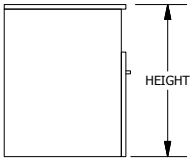
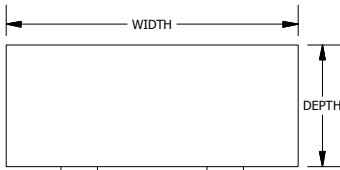
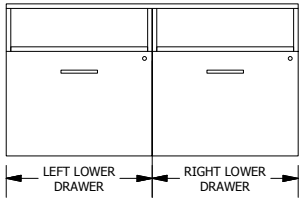
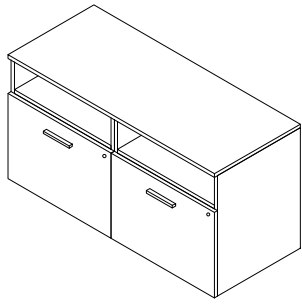
Optional Extra

- High pressure drawer fronts add code 'HF' and add \$278
- Counterweights add code 'CW2', and add \$272



SPECIAL NOTES

- This storage product must be secured or ganged to an additional support structure (eg: wall, adjacent cabinet).



Features & Specifications

No Charge Options

Optional Extra



SPECIAL NOTES

OVERALL SIZE			LAMINATE	
WIDTH	DEPTH	HEIGHT	PRICE M1	PRICE H1
48"	20"	22.25"	1,581	1,786
54"	20"	22.25"	1,632	1,838
60"	20"	22.25"	1,683	1,889
66"	20"	22.25"	1,735	1,941
72"	20"	22.25"	1,788	1,994
48"	24"	22.25"	1,632	1,838
54"	24"	22.25"	1,683	1,889
60"	24"	22.25"	1,735	1,941
66"	24"	22.25"	1,788	1,994
72"	24"	22.25"	1,839	2,045
48"	30"	22.25"	1,632	1,838
54"	30"	22.25"	1,683	1,889
60"	30"	22.25"	1,735	1,941
66"	30"	22.25"	1,788	1,994
72"	30"	22.25"	1,839	2,045



STORAGE SIZE OPTIONS		
OVERALL WIDTH	FILE DRAWER	FILE DRAWER
48"	24"	24"
54"	24", 30"	24", 30"
60"	24", 30", 36"	24", 30", 36"
66"	24", 30", 36"	24", 30", 36"
72"	30", 36"	30", 36"



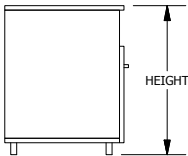
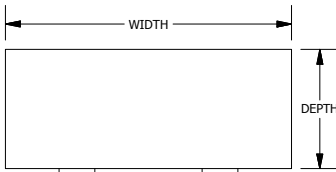
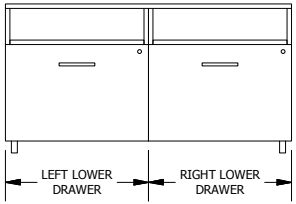
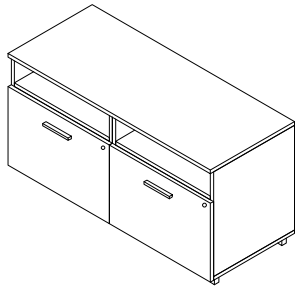
ORDER CODE SAMPLE								
ITEM	WIDTH	DEPTH	HEIGHT	LEFT DWR	RIGHT DWR	LAMINATE	LOCK	OPTION
NCLOZ	W72	D24	H22.25	L36	R36	M1	LBB	CW

- 3/4" Thick LPL case construction with one inch of leveling
- File hanging bars and lock(s) included
- Laminate codes - M1: 1" LPL, H1: 1" HPL (top only)

- All standard laminate finishes available
- Specify lock option: BRC standard black 'LBB', silver 'LBS'

- High pressure drawer fronts add code 'HF' and add \$187
- Counterweights add code 'CW2', and add \$272

- This storage product must be secured or ganged to an additional support structure (eg: wall, adjacent cabinet).



Features & Specifications

No Charge Options

Optional Extra



SPECIAL NOTES

OVERALL SIZE			LAMINATE	
WIDTH	DEPTH	HEIGHT	PRICE M1	PRICE H1
48"	20"	22.25"	1,713	1,919
54"	20"	22.25"	1,768	1,973
60"	20"	22.25"	1,819	2,024
66"	20"	22.25"	1,870	2,075
72"	20"	22.25"	1,922	2,127
48"	24"	22.25"	1,768	1,973
54"	24"	22.25"	1,819	2,024
60"	24"	22.25"	1,870	2,075
66"	24"	22.25"	1,922	2,127
72"	24"	22.25"	1,974	2,179
48"	30"	22.25"	1,768	1,973
54"	30"	22.25"	1,819	2,024
60"	30"	22.25"	1,870	2,075
66"	30"	22.25"	1,922	2,127
72"	30"	22.25"	1,974	2,179



STORAGE SIZE OPTIONS		
OVERALL WIDTH	FILE DRAWER	FILE DRAWER
48"	24"	24"
54"	24", 30"	24", 30"
60"	24", 30", 36"	24", 30", 36"
66"	24", 30", 36"	24", 30", 36"
72"	30", 36"	30", 36"



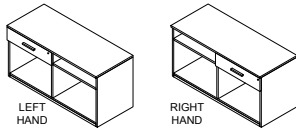
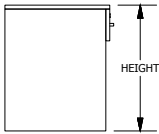
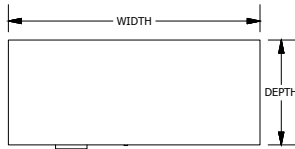
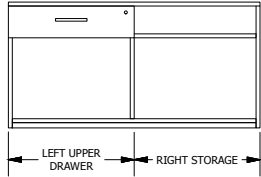
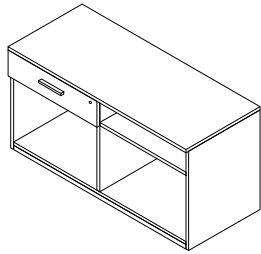
ORDER CODE SAMPLE								
ITEM	WIDTH	DEPTH	HEIGHT	LEFT DWR	RIGHT DWR	LAMINATE	LOCK	OPTION
NCLOY	W72	D24	H22.25	L36	R36	M1	LBB	CW

- 3/4" Thick LPL case construction with one inch of leveling
- File hanging bars and lock(s) included
- Laminate codes - M1: 1" LPL, H1: 1" HPL (top only)

- All standard laminates and metal finishes available
- Specify lock option: BRC standard black 'LBB', silver 'LBS'

- High pressure drawer fronts add code 'HF' and add \$187
- Counterweights add code 'CW2', and add \$272

- This storage product must be secured or ganged to an additional support structure (eg: wall, adjacent cabinet).



Features & Specifications

No Charge Options

Optional Extra



SPECIAL NOTES

OVERALL SIZE			LAMINATE	
WIDTH	DEPTH	HEIGHT	PRICE M1	PRICE H1
48"	20"	22.25"	1,395	1,601
54"	20"	22.25"	1,448	1,653
60"	20"	22.25"	1,500	1,705
66"	20"	22.25"	1,552	1,758
72"	20"	22.25"	1,602	1,808
48"	24"	22.25"	1,448	1,653
54"	24"	22.25"	1,500	1,705
60"	24"	22.25"	1,552	1,758
66"	24"	22.25"	1,602	1,808
72"	24"	22.25"	1,654	1,860
48"	30"	22.25"	1,448	1,653
54"	30"	22.25"	1,500	1,705
60"	30"	22.25"	1,552	1,758
66"	30"	22.25"	1,602	1,808
72"	30"	22.25"	1,654	1,860



STORAGE SIZE OPTIONS		
OVERALL WIDTH	BOX DRAWER	OPEN STORAGE
48"	24", 30", 36"	12", 18", 24"
54"	24", 30", 36"	18", 24", 30"
60"	24", 30", 36"	24", 30", 36"
66"	24", 30", 36"	24", 30", 36", 42"
72"	36"	36"



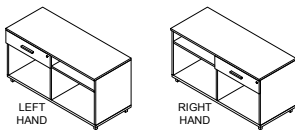
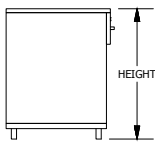

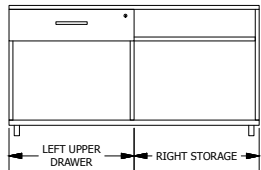
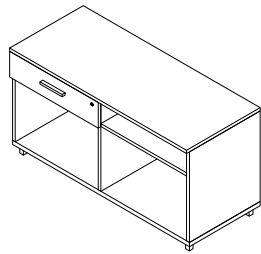
ORDER CODE SAMPLE									
ITEM	WIDTH	DEPTH	HEIGHT	LEFT	RIGHT	HAND	LAMINATE	LOCK	OPTION
NCSAZ	W60	D24	H22.25	L24	R36	R	M1	LBS	HF

- 3/4" Thick LPL case construction with one inch of leveling
- Includes lock(s)
- One 3/4" thick adjustable shelf in storage space
- Laminate codes - M1: 1" LPL, H1: 1" HPL (top only)
- Specify handedness left 'L' or right 'R' when ordering

- All standard laminate finishes available
- Specify lock option: BRC standard black 'LBB', silver 'LBS'

- High pressure drawer front add code 'HF' and add \$94

- This storage product must be secured or ganged to an additional support structure (eg: wall, adjacent cabinet).



OVERALL SIZE			LAMINATE	
WIDTH	DEPTH	HEIGHT	PRICE M1	PRICE H1
48"	20"	22.25"	1,604	1,821
54"	20"	22.25"	1,660	1,876
60"	20"	22.25"	1,714	1,930
66"	20"	22.25"	1,769	1,983
72"	20"	22.25"	1,823	2,038
48"	24"	22.25"	1,660	1,876
54"	24"	22.25"	1,714	1,930
60"	24"	22.25"	1,769	1,983
66"	24"	22.25"	1,823	2,038
72"	24"	22.25"	1,878	2,094
48"	30"	22.25"	1,660	1,876
54"	30"	22.25"	1,714	1,930
60"	30"	22.25"	1,769	1,983
66"	30"	22.25"	1,823	2,038
72"	30"	22.25"	1,878	2,094



STORAGE SIZE OPTIONS		
OVERALL WIDTH	FILE DRAWER	OPEN STORAGE
48"	24", 30", 36"	12", 18", 24"
54"	24", 30", 36"	18", 24", 30"
60"	24", 30", 36"	24", 30", 36"
66"	24", 30", 36"	24", 30", 36", 42"
72"	36"	36"



ORDER CODE SAMPLE									
ITEM	WIDTH	DEPTH	HEIGHT	LEFT	RIGHT	LAMINATE	HAND	LOCK	OPTION
NCSAY	W60	D24	H22.25	L24	R36	M1	R	LBS	HF

Features & Specifications

- 3/4" Thick LPL case construction with one inch of leveling
- Includes lock(s)
- One 3/4" thick adjustable shelf in storage space
- Laminate codes - M1: 1" LPL, H1: 1" HPL (top only)
- Specify handedness left 'L' or right 'R' when ordering

No Charge Options

- All standard laminates and metal finishes available
- Specify lock option: BRC standard black 'LBB', silver 'LBS'

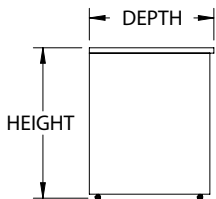
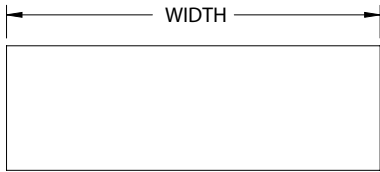
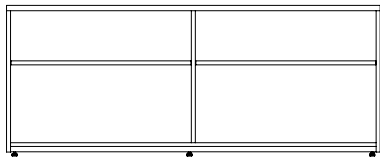
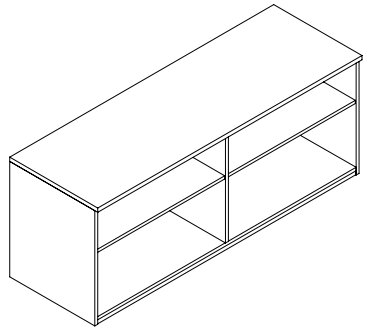
Optional Extra

- High pressure drawer front add code 'HF' and add \$94



SPECIAL NOTES

- This storage product must be secured or ganged to an additional support structure (eg: wall, adjacent cabinet).



Features & Specifications

No Charge Options

OVERALL SIZE			LAMINATE	
WIDTH	DEPTH	HEIGHT	PRICE M1	PRICE H1
48"	18.75"	22.25"	1,137	1,323
54"	18.75"	22.25"	1,185	1,368
60"	18.75"	22.25"	1,230	1,415
66"	18.75"	22.25"	1,276	1,462
72"	18.75"	22.25"	1,324	1,507
48"	20"	22.25"	1,137	1,323
54"	20"	22.25"	1,185	1,368
60"	20"	22.25"	1,230	1,415
66"	20"	22.25"	1,276	1,462
72"	20"	22.25"	1,324	1,507
48"	24"	22.25"	1,185	1,368
54"	24"	22.25"	1,230	1,416
60"	24"	22.25"	1,276	1,462
66"	24"	22.25"	1,324	1,509
72"	24"	22.25"	1,371	1,553
48"	30"	22.25"	1,231	1,416
54"	30"	22.25"	1,276	1,463
60"	30"	22.25"	1,324	1,510
66"	30"	22.25"	1,372	1,556
72"	30"	22.25"	1,418	1,603

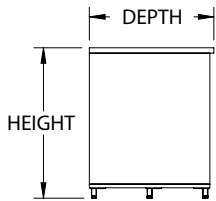
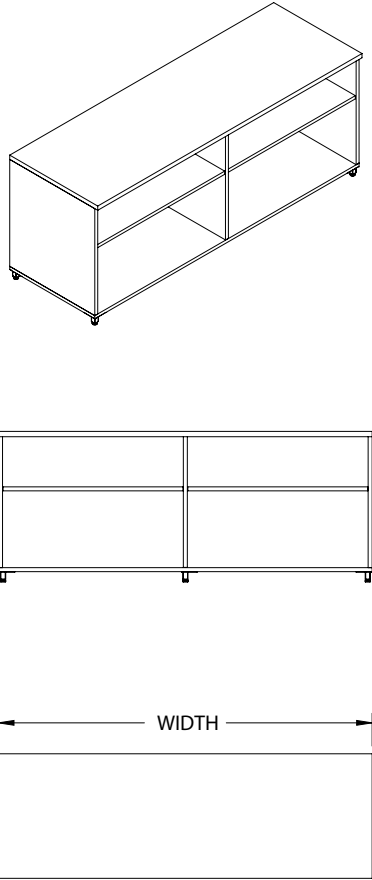


STORAGE SIZE OPTIONS					
WIDTH	OPTIONS (LEFT STORAGE SIZE X RIGHT STORAGE SIZE)				
48"	24" X 24"				
54"	24" X 30"	27" X 27"	30" X 24"		
60"	24" X 36"	30" X 30"	36" X 24"		
66"	24" X 42"	30" X 36"	33" X 33"	36" X 30"	42" X 24"
72"	30" X 42"	36" X 36"	42" X 30"		



ORDER CODE SAMPLE						
ITEM CODE	WIDTH	DEPTH	HEIGHT	LEFT STORAGE	RIGHT STORAGE	LAMINATE
NCOOZ	W60	D24	H22	L24	R36	M1

- 3/4" Thick LPL case construction with one inch of leveling
- Top overhangs gables by 3/4"
- One 3/4" thick adjustable shelf per storage space
- Height dimension applies to M3 top; add 0.25" to height for M1 top
- Laminate codes - H1: 1" HPL, M1: 1" LPL (top only)
- All standard laminate finishes available



Features & Specifications

No Charge Options

OVERALL SIZE			LAMINATE	
WIDTH	DEPTH	HEIGHT	PRICE M1	PRICE H1
48"	18.75"	22.25"	1,258	1,442
54"	18.75"	22.25"	1,305	1,490
60"	18.75"	22.25"	1,350	1,536
66"	18.75"	22.25"	1,398	1,581
72"	18.75"	22.25"	1,444	1,628
48"	20"	22.25"	1,258	1,442
54"	20"	22.25"	1,305	1,490
60"	20"	22.25"	1,350	1,536
66"	20"	22.25"	1,398	1,581
72"	20"	22.25"	1,444	1,628
48"	24"	22.25"	1,305	1,490
54"	24"	22.25"	1,350	1,538
60"	24"	22.25"	1,398	1,581
66"	24"	22.25"	1,444	1,629
72"	24"	22.25"	1,491	1,674
48"	30"	22.25"	1,351	1,538
54"	30"	22.25"	1,398	1,582
60"	30"	22.25"	1,444	1,630
66"	30"	22.25"	1,492	1,678
72"	30"	22.25"	1,540	1,724

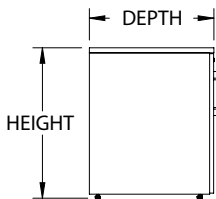
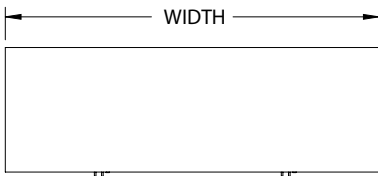
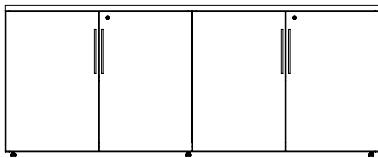
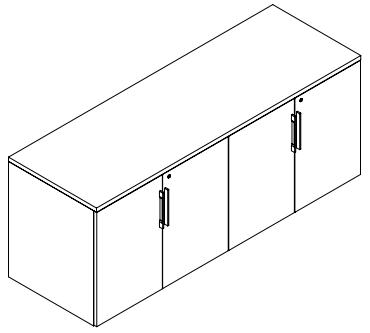


STORAGE SIZE OPTIONS					
WIDTH	OPTIONS (LEFT STORAGE SIZE X RIGHT STORAGE SIZE)				
48"	24" X 24"				
54"	24" X 30"	27" X 27"	30" X 24"		
60"	24" X 36"	30" X 30"	36" X 24"		
66"	24" X 42"	30" X 36"	33" X 33"	36" X 30"	42" X 24"
72"	30" X 42"	36" X 36"	42" X 30"		



ORDER CODE SAMPLE						
ITEM CODE	WIDTH	DEPTH	HEIGHT	LEFT STORAGE	RIGHT STORAGE	LAMINATE
NCOOY	W60	D24	H22	L24	R36	M1

- 3/4" Thick LPL case construction with one inch of leveling
- Top overhangs gables by 3/4"
- One 3/4" thick adjustable shelf per storage space
- Height dimension applies to M3 top; add 0.25" to height for M1 top
- Laminate codes - H1: 1" HPL, M1: 1" LPL (top only)
- All standard laminate and metal finishes available



Features & Specifications

No Charge Options

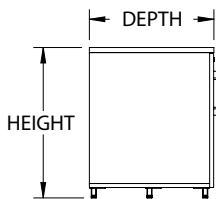
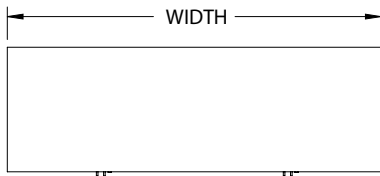
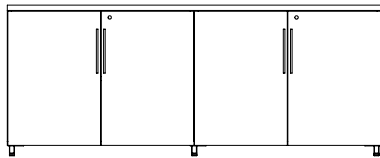
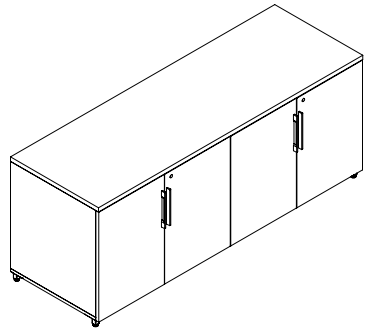
OVERALL SIZE			LAMINATE	
WIDTH	DEPTH	HEIGHT	PRICE M1	PRICE H1
42"	18.75"	22.25"	1,560	1,764
48"	18.75"	22.25"	1,606	1,811
54"	18.75"	22.25"	1,653	1,859
60"	18.75"	22.25"	1,700	1,904
66"	18.75"	22.25"	1,747	1,951
72"	18.75"	22.25"	1,793	1,999
42"	20"	22.25"	1,560	1,764
48"	20"	22.25"	1,606	1,811
54"	20"	22.25"	1,653	1,859
60"	20"	22.25"	1,700	1,904
66"	20"	22.25"	1,747	1,951
72"	20"	22.25"	1,793	1,999
42"	24"	22.25"	1,607	1,812
48"	24"	22.25"	1,654	1,860
54"	24"	22.25"	1,701	1,906
60"	24"	22.25"	1,748	1,952
66"	24"	22.25"	1,794	2,000
72"	24"	22.25"	1,839	2,045
42"	30"	22.25"	1,751	1,955
48"	30"	22.25"	1,802	2,006
54"	30"	22.25"	1,854	2,058
60"	30"	22.25"	1,903	2,108
66"	30"	22.25"	1,955	2,161
72"	30"	22.25"	2,005	2,211



ORDER CODE SAMPLE

ITEM CODE	WIDTH	DEPTH	HEIGHT	LAMINATE	LOCK
NCCCZ	W60	D24	H22	M1	LBB

- 3/4" Thick LPL case construction with one inch of leveling
- Includes lock(s)
- One 3/4" thick adjustable shelf per storage space
- Height dimension applies to M3 top; add 0.25" to height for M1 top
- Laminate codes - H1: 1" HPL, M1: 1" LPL (top only)
- All standard laminate finishes available
- Specify lock option: BRC standard black 'LBB', silver 'LBS'



Features & Specifications

No Charge Options

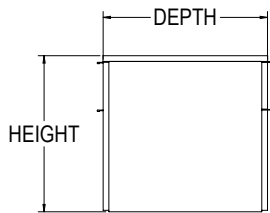
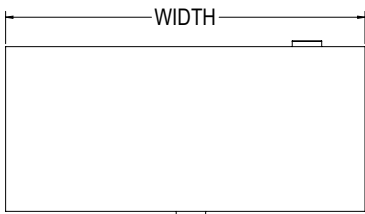
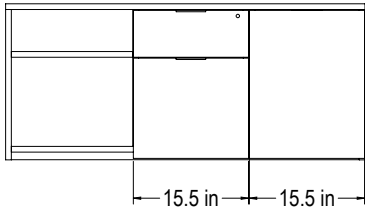
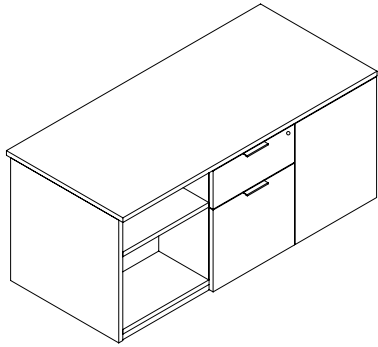
OVERALL SIZE			LAMINATE	
WIDTH	DEPTH	HEIGHT	PRICE M1	PRICE H1
42"	18.75"	22.25"	1,693	1,897
48"	18.75"	22.25"	1,739	1,944
54"	18.75"	22.25"	1,785	1,991
60"	18.75"	22.25"	1,833	2,037
66"	18.75"	22.25"	1,878	2,083
72"	18.75"	22.25"	1,925	2,131
42"	20"	22.25"	1,693	1,897
48"	20"	22.25"	1,739	1,944
54"	20"	22.25"	1,785	1,991
60"	20"	22.25"	1,833	2,037
66"	20"	22.25"	1,878	2,083
72"	20"	22.25"	1,925	2,131
42"	24"	22.25"	1,740	1,945
48"	24"	22.25"	1,786	1,992
54"	24"	22.25"	1,834	2,038
60"	24"	22.25"	1,880	2,084
66"	24"	22.25"	1,926	2,132
72"	24"	22.25"	1,973	2,178
42"	30"	22.25"	1,884	2,088
48"	30"	22.25"	1,935	2,139
54"	30"	22.25"	1,987	2,192
60"	30"	22.25"	2,036	2,242
66"	30"	22.25"	2,088	2,294
72"	30"	22.25"	2,138	2,344



ORDER CODE SAMPLE

ITEM CODE	WIDTH	DEPTH	HEIGHT	LAMINATE	LOCK
NCCCY	W60	D24	H22	M1	LBB

- 3/4" Thick LPL case construction with one inch of leveling
- Includes lock(s)
- One 3/4" thick adjustable shelf per storage space
- Height dimension applies to M3 top; add 0.25" to height for M1 top
- Laminate codes - H1: 1" HPL, M1: 1" LPL (top only)
- All standard laminate finishes available
- Specify lock option: BRC standard black 'LBB', silver 'LBS'



Features & Specifications

No Charge Options

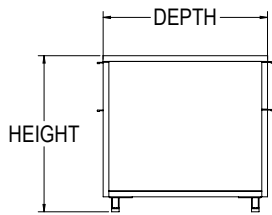
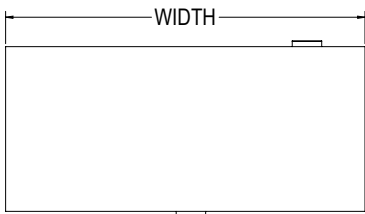
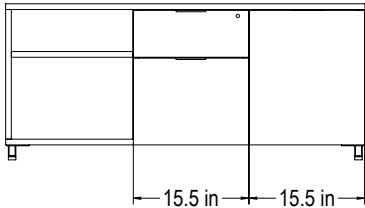
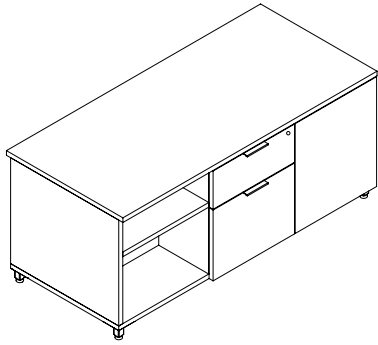
OVERALL SIZE			LAMINATE	
WIDTH	DEPTH	HEIGHT	PRICE M1	PRICE H1
42"	18.75"	22"	1,952	2,166
48"	18.75"	22"	1,973	2,186
54"	18.75"	22"	1,990	2,203
42"	22"	22"	1,952	2,166
48"	22"	22"	1,973	2,186
54"	22"	22"	1,990	2,203
42"	24"	22"	2,005	2,219
48"	24"	22"	1,973	2,186
54"	24"	22"	1,990	2,203
42"	30"	22"	2,005	2,219
48"	30"	22"	2,018	2,232
54"	30"	22"	2,052	2,265



ORDER CODE SAMPLE					
ITEM CODE	WIDTH	DEPTH	HEIGHT	LAMINATE	LOCK
NCYOZ	W54	D24	H22	M1	LBB

- 3/4" Thick LPL case construction with one inch of leveling
- Includes lock(s)
- One 3/4" thick adjustable shelf per storage space
- Laminate codes - H1: 1" HPL, M1: 1" LPL (top only)

- All standard laminate finishes available
- Specify lock option: BRC standard black 'LBB', silver 'LBS'



Features & Specifications

No Charge Options

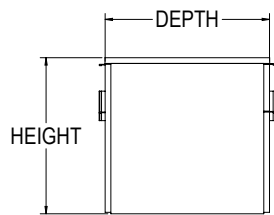
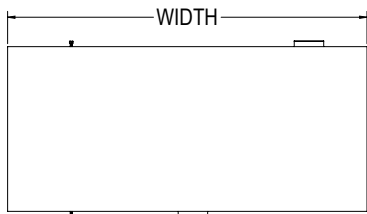
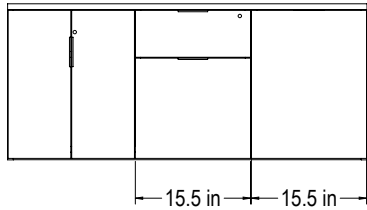
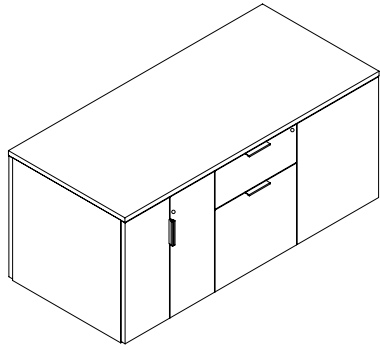
OVERALL SIZE			LAMINATE	
WIDTH	DEPTH	HEIGHT	PRICE M1	PRICE H1
42"	18.75"	22"	2,067	2,282
48"	18.75"	22"	2,088	2,302
54"	18.75"	22"	2,105	2,318
42"	22"	22"	2,067	2,282
48"	22"	22"	2,088	2,302
54"	22"	22"	2,105	2,318
42"	24"	22"	2,121	2,335
48"	24"	22"	2,088	2,302
54"	24"	22"	2,105	2,318
42"	30"	22"	2,121	2,335
48"	30"	22"	2,134	2,347
54"	30"	22"	2,167	2,381



ORDER CODE SAMPLE					
ITEM CODE	WIDTH	DEPTH	HEIGHT	LAMINATE	LOCK
NCYOY	W54	D24	H22	M1	LBB

- 3/4" Thick LPL case construction with one inch of leveling
- Includes lock(s)
- One 3/4" thick adjustable shelf per storage space
- Laminate codes - H1: 1" HPL, M1: 1" LPL (top only)

- All standard laminate finishes available
- Specify lock option: BRC standard black 'LBB', silver 'LBS'



Features & Specifications

No Charge Options

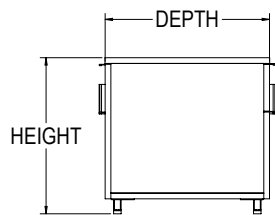
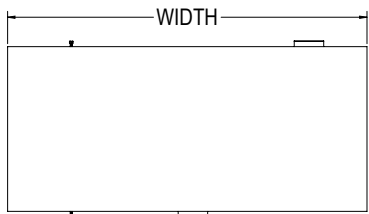
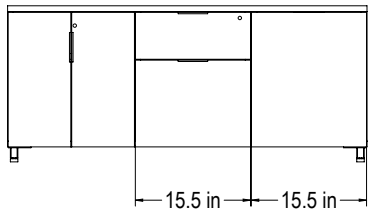
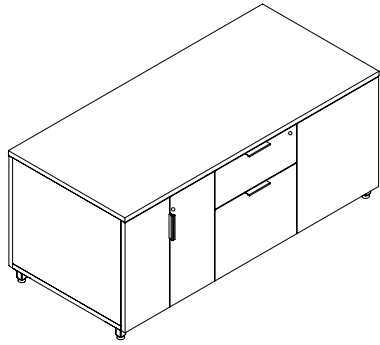
OVERALL SIZE			LAMINATE	
WIDTH	DEPTH	HEIGHT	PRICE M1	PRICE H1
42"	18.75"	22"	2,031	2,245
48"	18.75"	22"	2,052	2,265
54"	18.75"	22"	2,068	2,282
42"	22"	22"	2,031	2,245
48"	22"	22"	2,052	2,265
54"	22"	22"	2,068	2,282
42"	24"	22"	2,084	2,298
48"	24"	22"	2,052	2,265
54"	24"	22"	2,068	2,282
42"	30"	22"	2,084	2,298
48"	30"	22"	2,097	2,310
54"	30"	22"	2,131	2,345



ORDER CODE SAMPLE					
ITEM CODE	WIDTH	DEPTH	HEIGHT	LAMINATE	LOCK
NCYCZ	W54	D24	H22	M1	LBB

- 3/4" Thick LPL case construction with one inch of leveling
- Includes lock(s)
- One 3/4" thick adjustable shelf per storage space
- Laminate codes - H1: 1" HPL, M1: 1" LPL (top only)

- All standard laminate finishes available
- Specify lock option: BRC standard black 'LBB', silver 'LBS'



Features & Specifications

No Charge Options

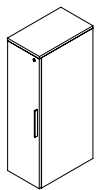
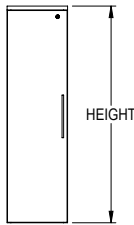

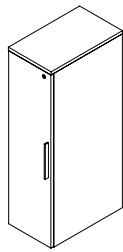
OVERALL SIZE			LAMINATE	
WIDTH	DEPTH	HEIGHT	PRICE M1	PRICE H1
42"	18.75"	22"	2,146	2,360
48"	18.75"	22"	2,167	2,381
54"	18.75"	22"	2,184	2,397
42"	22"	22"	2,146	2,360
48"	22"	22"	2,167	2,381
54"	22"	22"	2,184	2,397
42"	24"	22"	2,199	2,414
48"	24"	22"	2,167	2,381
54"	24"	22"	2,184	2,397
42"	30"	22"	2,199	2,414
48"	30"	22"	2,213	2,426
54"	30"	22"	2,246	2,460



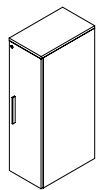
ORDER CODE SAMPLE					
ITEM CODE	WIDTH	DEPTH	HEIGHT	LAMINATE	LOCK
NCYCY	W54	D24	H22	M1	LBB

- 3/4" Thick LPL case construction with one inch of leveling
- Includes lock(s)
- One 3/4" thick adjustable shelf per storage space
- Laminate codes - H1: 1" HPL, M1: 1" LPL (top only)

- All standard laminate finishes available
- Specify lock option: BRC standard black 'LBB', silver 'LBS'



HINGED LEFT



HINGED RIGHT

Features & Specifications

No Charge Options

Optional Extra

OVERALL SIZE			LAMINATE
WIDTH	DEPTH	HEIGHT	PRICE <i>M1</i>
9"	20"	43.75"	1,069
12"	20"	43.75"	1,104
18"	20"	43.75"	1,250
9"	24"	43.75"	1,135
12"	24"	43.75"	1,182
18"	24"	43.75"	1,344
9"	20"	49.75"	1,149
12"	20"	49.75"	1,180
18"	20"	49.75"	1,330
9"	24"	49.75"	1,185
12"	24"	49.75"	1,215
18"	24"	49.75"	1,367
9"	20"	55.75"	1,239
12"	20"	55.75"	1,275
18"	20"	55.75"	1,435
9"	24"	55.75"	1,295
12"	24"	55.75"	1,336
18"	24"	55.75"	1,499
9"	20"	61.75"	1,349
12"	20"	61.75"	1,398
18"	20"	61.75"	1,550
9"	24"	61.75"	1,404
12"	24"	61.75"	1,458
18"	24"	61.75"	1,617


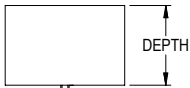
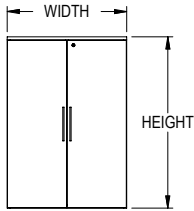
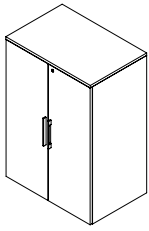


ORDER CODE SAMPLE							
ITEM CODE	WIDTH	DEPTH	HEIGHT	LAMINATE	HAND	LOCK	OPTION
NMCAD	W18	D24	H49.75	<i>M1</i>	<i>HL</i>	<i>LBB</i>	<i>HF</i>

- 3/4" Thick LPL case construction
- Intended to be mounted on BRC low credenza; includes double sided tape
- Includes lock(s)
- Wardrobe with fixed hat shelf and coat rod
- Laminate codes - *M1*: 1" LPL (top only)
- Specify hinged left '*HL*' or hinged right '*HR*' when ordering

- All standard laminate finishes available
- Specify lock option: BRC standard black '*LBB*', silver '*LBS*'

- High pressure door front add code '*HF*' and add \$94



OVERALL SIZE			LAMINATE
WIDTH	DEPTH	HEIGHT	PRICE M1
30"	20"	43.75"	1,982
36"	20"	43.75"	2,007
30"	24"	43.75"	2,007
36"	24"	43.75"	2,031
30"	20"	49.75"	2,006
36"	20"	49.75"	2,032
30"	24"	49.75"	2,032
36"	24"	49.75"	2,055
30"	20"	55.75"	2,032
36"	20"	55.75"	2,057
30"	24"	55.75"	2,057
36"	24"	55.75"	2,081
30"	20"	61.75"	2,076
36"	20"	61.75"	2,102
30"	24"	61.75"	2,102
36"	24"	61.75"	2,123

Features & Specifications

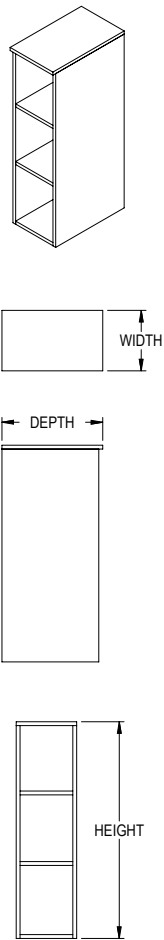
No Charge Options

Optional Extra



ORDER CODE SAMPLE						
ITEM CODE	WIDTH	DEPTH	HEIGHT	LAMINATE	LOCK	OPTION
NMLDD	W30	D24	H49.75	M1	LBB	HF

- 3/4" Thick LPL case construction
- Intended to be mounted on BRC low credenza; includes double sided tape
- Includes lock(s)
- Wardrobe with fixed hat shelf and coat rod
- Laminate codes - M1: 1" LPL (top only)
- All standard laminate finishes available
- Specify lock option: BRC standard black 'LBB', silver 'LBS'
- High pressure door fronts add code 'HF' and add \$187



OVERALL SIZE				LAMINATE
WIDTH	DEPTH	HEIGHT	SHELVES	PRICE M1
9"	20"	37.75"	2 ADJUSTABLE	866
12"	20"	37.75"	2 ADJUSTABLE	893
18"	20"	37.75"	2 ADJUSTABLE	1,036
9"	24"	37.75"	2 ADJUSTABLE	934
12"	24"	37.75"	2 ADJUSTABLE	963
18"	24"	37.75"	2 ADJUSTABLE	1,107
9"	20"	43.75"	2 ADJUSTABLE	971
12"	20"	43.75"	2 ADJUSTABLE	1,005
18"	20"	43.75"	2 ADJUSTABLE	1,154
9"	24"	43.75"	2 ADJUSTABLE	1,036
12"	24"	43.75"	2 ADJUSTABLE	1,083
18"	24"	43.75"	2 ADJUSTABLE	1,245
9"	20"	49.75"	2 ADJUSTABLE	1,053
12"	20"	49.75"	2 ADJUSTABLE	1,082
18"	20"	49.75"	2 ADJUSTABLE	1,233
9"	24"	49.75"	2 ADJUSTABLE	1,086
12"	24"	49.75"	2 ADJUSTABLE	1,117
18"	24"	49.75"	2 ADJUSTABLE	1,269
9"	20"	55.75"	2 ADJUSTABLE	1,140
12"	20"	55.75"	3 ADJUSTABLE	1,177
18"	20"	55.75"	3 ADJUSTABLE	1,335
9"	24"	55.75"	3 ADJUSTABLE	1,195
12"	24"	55.75"	3 ADJUSTABLE	1,238
18"	24"	55.75"	3 ADJUSTABLE	1,401
9"	20"	61.75"	3 ADJUSTABLE	1,249
12"	20"	61.75"	3 ADJUSTABLE	1,298
18"	20"	61.75"	3 ADJUSTABLE	1,452
9"	24"	61.75"	3 ADJUSTABLE	1,305
12"	24"	61.75"	3 ADJUSTABLE	1,359
18"	24"	61.75"	3 ADJUSTABLE	1,518



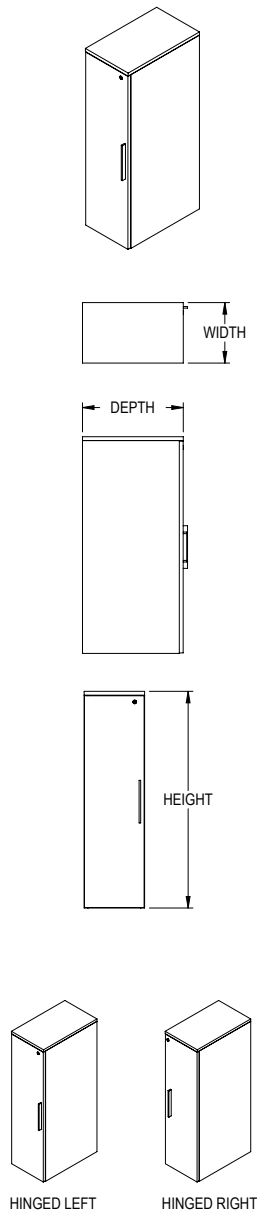
ORDER CODE SAMPLE				
ITEM CODE	WIDTH	DEPTH	HEIGHT	LAMINATE
NMLBD	W18	D24	H49.75	M1

Features & Specifications

- 3/4" Thick LPL case construction
- Intended to be mounted on BRC low credenza; includes double sided tape
- Top overhangs gables by 3/4"
- Storage with 3/4" thick shelf (see chart above)
- Laminate codes - M1: 1" LPL (top only)

No Charge Options

- All standard laminate finishes available



Features & Specifications

No Charge Options

Optional Extra

OVERALL SIZE				LAMINATE
WIDTH	DEPTH	HEIGHT	SHELVES	PRICE M1
9"	20"	37.75"	2 ADJUSTABLE	977
12"	20"	37.75"	2 ADJUSTABLE	1,004
18"	20"	37.75"	2 ADJUSTABLE	1,146
9"	24"	37.75"	2 ADJUSTABLE	1,044
12"	24"	37.75"	2 ADJUSTABLE	1,072
18"	24"	37.75"	2 ADJUSTABLE	1,216
9"	20"	43.75"	2 ADJUSTABLE	1,082
12"	20"	43.75"	2 ADJUSTABLE	1,115
18"	20"	43.75"	2 ADJUSTABLE	1,264
9"	24"	43.75"	2 ADJUSTABLE	1,146
12"	24"	43.75"	2 ADJUSTABLE	1,193
18"	24"	43.75"	2 ADJUSTABLE	1,354
9"	20"	49.75"	2 ADJUSTABLE	1,162
12"	20"	49.75"	2 ADJUSTABLE	1,192
18"	20"	49.75"	2 ADJUSTABLE	1,341
9"	24"	49.75"	2 ADJUSTABLE	1,195
12"	24"	49.75"	2 ADJUSTABLE	1,226
18"	24"	49.75"	2 ADJUSTABLE	1,378
9"	20"	55.75"	3 ADJUSTABLE	1,249
12"	20"	55.75"	3 ADJUSTABLE	1,287
18"	20"	55.75"	3 ADJUSTABLE	1,444
9"	24"	55.75"	3 ADJUSTABLE	1,305
12"	24"	55.75"	3 ADJUSTABLE	1,348
18"	24"	55.75"	3 ADJUSTABLE	1,512
9"	20"	61.75"	3 ADJUSTABLE	1,360
12"	20"	61.75"	3 ADJUSTABLE	1,409
18"	20"	61.75"	3 ADJUSTABLE	1,561
9"	24"	61.75"	3 ADJUSTABLE	1,415
12"	24"	61.75"	3 ADJUSTABLE	1,468
18"	24"	61.75"	3 ADJUSTABLE	1,628




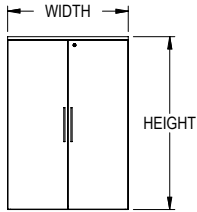
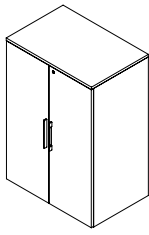
ORDER CODE SAMPLE							
ITEM CODE	WIDTH	DEPTH	HEIGHT	LAMINATE	HAND	LOCK	OPTION
NMDAD	W18	D24	H49.75	M1	HR	LBB	HF

- 3/4" Thick LPL case construction
- Intended to be mounted on BRC low credenza; includes double sided tape
- Includes lock(s)
- Storage with 3/4" thick shelf (see chart above)
- Laminate codes - M1: 1" LPL (top only)
- Specify hinged left 'HL' or hinged right 'HR' when ordering

- All standard laminate finishes available
- Specify lock option: BRC standard black 'LBB', silver 'LBS'

- High pressure door front add code 'HF' and add \$94





OVERALL SIZE				LAMINATE
WIDTH	DEPTH	HEIGHT	SHELVES	PRICE M1
30"	20"	37.75"	2 ADJUSTABLE	1,362
36"	20"	37.75"	2 ADJUSTABLE	1,391
30"	24"	37.75"	2 ADJUSTABLE	1,391
36"	24"	37.75"	2 ADJUSTABLE	1,419
30"	20"	43.75"	2 ADJUSTABLE	1,438
36"	20"	43.75"	2 ADJUSTABLE	1,467
30"	24"	43.75"	2 ADJUSTABLE	1,467
36"	24"	43.75"	2 ADJUSTABLE	1,497
30"	20"	49.75"	2 ADJUSTABLE	1,509
36"	20"	49.75"	2 ADJUSTABLE	1,684
30"	24"	49.75"	2 ADJUSTABLE	1,691
36"	24"	49.75"	2 ADJUSTABLE	1,853
30"	20"	55.75"	3 ADJUSTABLE	1,509
36"	20"	55.75"	3 ADJUSTABLE	1,684
30"	24"	55.75"	3 ADJUSTABLE	1,691
36"	24"	55.75"	3 ADJUSTABLE	1,853
30"	20"	61.75"	3 ADJUSTABLE	1,727
36"	20"	61.75"	3 ADJUSTABLE	1,902
30"	24"	61.75"	3 ADJUSTABLE	1,896
36"	24"	61.75"	3 ADJUSTABLE	2,090

Features & Specifications

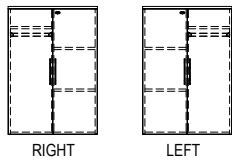
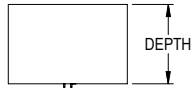
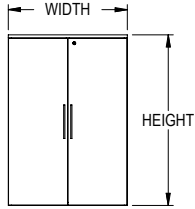
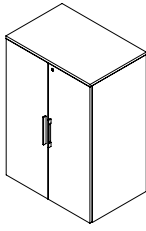


ORDER CODE SAMPLE						
ITEM CODE	WIDTH	DEPTH	HEIGHT	LAMINATE	LOCK	OPTION
NMLED	W30	D24	H49.75	M1	LBB	HF

No Charge Options

Optional Extra

- 3/4" Thick LPL case construction
- Intended to be mounted on BRC low credenza; includes double sided tape
- Includes lock(s)
- Storage with 3/4" thick shelf (see chart above)
- Laminate codes - M1: 1" LPL (top only)
- All standard laminate finishes available
- Specify lock option: BRC standard black 'LBB', silver 'LBS'
- High pressure door fronts add code 'HF' and add \$187



Features & Specifications

No Charge Options

Optional Extra

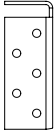
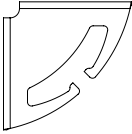
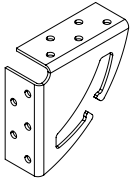
OVERALL SIZE				LAMINATE
WIDTH	DEPTH	HEIGHT	SHELVES	PRICE M1
24"	20"	43.75"	2 ADJUSTABLE	1,607
30"	20"	43.75"	2 ADJUSTABLE	1,662
36"	20"	43.75"	2 ADJUSTABLE	1,693
24"	24"	43.75"	2 ADJUSTABLE	1,629
30"	24"	43.75"	2 ADJUSTABLE	1,693
36"	24"	43.75"	2 ADJUSTABLE	1,723
24"	20"	49.75"	2 ADJUSTABLE	1,627
30"	20"	49.75"	2 ADJUSTABLE	1,733
36"	20"	49.75"	2 ADJUSTABLE	1,911
24"	24"	49.75"	2 ADJUSTABLE	1,647
30"	24"	49.75"	2 ADJUSTABLE	1,915
36"	24"	49.75"	2 ADJUSTABLE	2,078
24"	20"	55.75"	3 ADJUSTABLE	1,652
30"	20"	55.75"	3 ADJUSTABLE	1,733
36"	20"	55.75"	3 ADJUSTABLE	1,911
24"	24"	55.75"	3 ADJUSTABLE	1,672
30"	24"	55.75"	3 ADJUSTABLE	1,915
36"	24"	55.75"	3 ADJUSTABLE	2,078
24"	20"	61.75"	3 ADJUSTABLE	1,722
30"	20"	61.75"	3 ADJUSTABLE	1,952
36"	20"	61.75"	3 ADJUSTABLE	2,128
24"	24"	61.75"	3 ADJUSTABLE	1,743
30"	24"	61.75"	3 ADJUSTABLE	2,122
36"	24"	61.75"	3 ADJUSTABLE	2,315



ORDER CODE SAMPLE							
ITEM CODE	WIDTH	DEPTH	HEIGHT	LAMINATE	HAND	LOCK	OPTION
NMEAD	W24	D24	H49.75	M1	R	LBB	HF

- 3/4" Thick LPL case construction
  - Intended to be mounted on BRC low credenza; includes double sided tape
  - Includes lock(s)
  - Storage with 3/4" thick shelf (see chart above)
  - Wardrobe with fixed hat shelf and coat rod
  - Laminate codes - M1: 1" LPL (top only)
  - Specify handedness left 'L' or right 'R' when ordering
- 
- All standard laminate finishes available
  - Specify lock option: BRC standard black 'LBB', silver 'LBS'
- 
- High pressure door fronts add code 'HF' and add \$187





ITEM	
SIZE	PRICE
3.5" x 3.5" x 1.5"	94



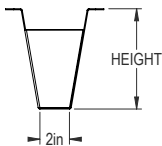
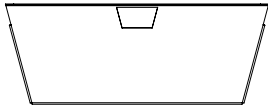
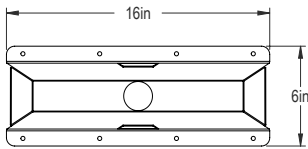
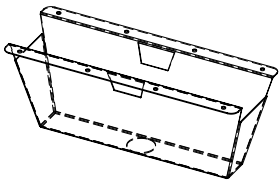
ORDER CODE SAMPLE
ITEM CODE
NAPBA

Features & Specifications

- Used to support gallery panels to worksurfaces, adjacent furniture and other gallery panels
- Metal bracket includes integrated cable slots for wire management
- Symmetric reversible design
- Includes 3/4" self tapping wood screws
- To support a worksurface, use one bracket per 24" of linear run

No Charge Options

- All standard metal finishes available



Features & Specifications

No Charge Options

ORDER CODE			
SIZE	HEIGHT	LENGTH	PRICE
5.625	5.625"	16"	205
6	6.000"	16"	227

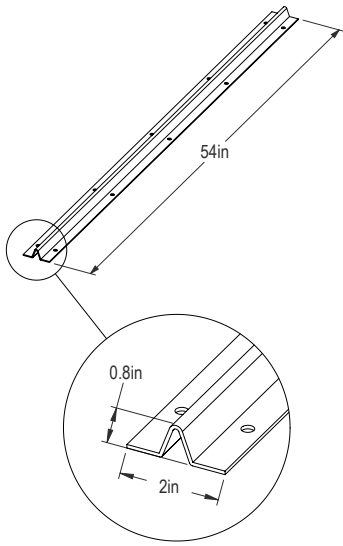
APPLICATION CHART		
BRC STORAGE HEIGHT	SPACER FOR 29" HIGH DESK WITH 1" TOP	SPACER FOR 29" HIGH DESK WITH 0.75" TOP
22"	5.625"	6"



ORDER CODE SAMPLE	
ITEM CODE	SIZE
NACSA	5.625

- Mounts using screws to underside and double sided tape (included) to base
- 1.75" Hole at base allows for wire pass through; cabinet must be drilled on site if required
- 0.75" long screws provided

- All standard metal finishes available



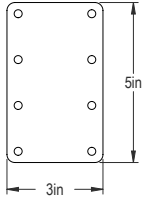
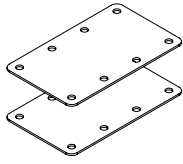
ITEM	
SIZE	PRICE
54"	119

Features & Specifications



ORDER CODE SAMPLE	
ITEM CODE	SIZE
NACVA	54

- For use with extended unsupported worksurface lengths
- Includes 3/4" self tapping wood screws
- Undersurface frames, if present (eg: Mesa, Viva height adjustable), may cause interference. Contact your representative for confirmation before ordering
- Black powdercoat finish only



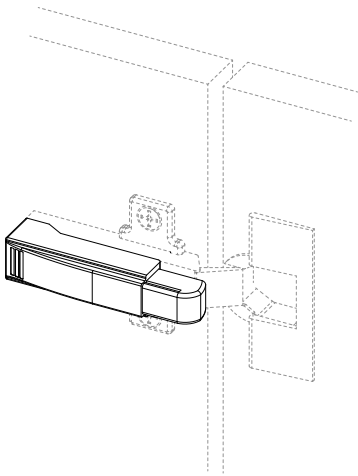
Features & Specifications

ITEM	
SIZE	PRICE
3" x 5"	62



<b>ORDER CODE SAMPLE</b>
ITEM CODE
NAFLA

- Used to support worksurfaces to adjacent furniture
- Kit includes two 3" x 5" brackets and 3/4" self tapping wood screws
- Black powdercoat finish only



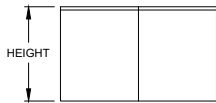

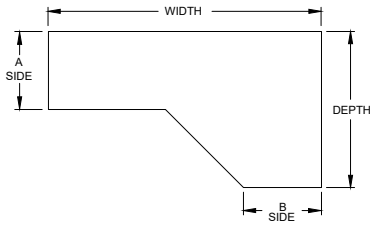
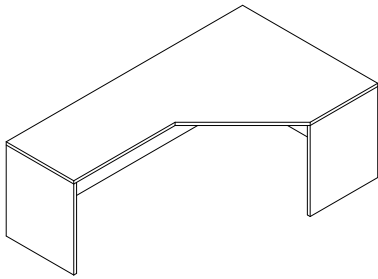
ITEM	
OPTION	PRICE EACH
HINGED DOOR APPLICATION ONLY	17

Features & Specifications



ORDER CODE SAMPLE
ITEM CODE
NASCA

- To be used in hinged door applications only; all BRC hinged doors are compatible
- Not available for box or file drawer applications
- Simply snaps onto existing hinge
- Each door under 72" tall requires one unit. Doors over 72" require two units
- Product priced per unit



Features & Specifications

No Charge Options

Optional Extra

OVERALL SIZE					LAMINATE	
A SIDE	WIDTH	DEPTH	B SIDE	HEIGHT	PRICE M1	PRICE H1
24"	60"	42"	24"	29"	1,328	1,428
24"	66"	42"	24"	29"	1,360	1,506
24"	72"	42"	24"	29"	1,399	1,580
24"	78"	42"	24"	29"	1,439	1,654
24"	84"	42"	24"	29"	1,478	1,732
24"	60"	48"	24"	29"	1,399	1,618
24"	66"	48"	24"	29"	1,429	1,685
24"	72"	48"	24"	29"	1,489	1,762
24"	78"	48"	24"	29"	1,546	1,838
24"	84"	48"	24"	29"	1,604	1,912
24"	60"	54"	24"	29"	1,489	1,784
24"	66"	54"	24"	29"	1,518	1,826
24"	72"	54"	24"	29"	1,567	1,864
24"	78"	54"	24"	29"	1,618	1,943
24"	84"	54"	24"	29"	1,663	2,002
24"	60"	60"	24"	29"	1,577	1,896
24"	66"	60"	24"	29"	1,606	1,941
24"	72"	60"	24"	29"	1,647	1,982
24"	78"	60"	24"	29"	1,684	2,026
24"	84"	60"	24"	29"	1,725	2,075



GABLE OPTIONS		MODESTY OPTIONS	
CONFIGURATION	ORDER CODE	CONFIGURATION	ORDER CODE
LEFT RECESSED, RIGHT FULL	<i>L</i>	FULL MODESTY	<i>FM</i>
RIGHT RECESSED, LEFT FULL	<i>R</i>	1/2 MODESTY (12")	<i>TM</i>
DOUBLE RECESSED	<i>D</i>	1/4 MODESTY (7")*	<i>QM*</i>
FULL	<i>F</i>	3/4 MODESTY	<i>SM</i>

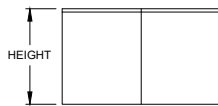
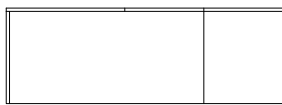
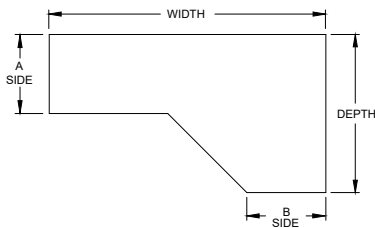
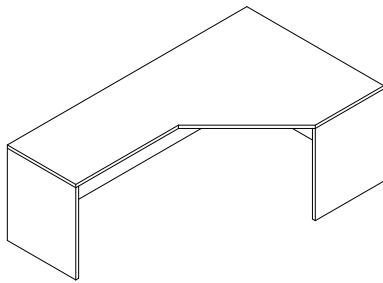


ORDER CODE SAMPLE								
ITEM CODE	A SIDE	WIDTH	DEPTH	B SIDE	HEIGHT	LAMINATE	GABLE	MODESTY
NHALN	A24	W60	D42	B24	H29	M1	L	FM

- 1" Thick LPL case construction with one inch of leveling
- 3/4 Flush modesty (SM) is standard; Modesty option applies to both sides
- Recessed gable(s) include grommet for wire pass through
- Laminate codes - M1: 1" LPL, H1: 1" HPL (worksurface only)

- All standard laminates available

- 1/4 modesty panels (7") 'QM' add \$224
- 3" Grommet (AG30A) add code(s) 'GL', 'GC' and/or 'GR', add \$76 per grommet



Features & Specifications

No Charge Options

Optional Extra

OVERALL SIZE					LAMINATE	
A SIDE	WIDTH	DEPTH	B SIDE	HEIGHT	PRICE M1	PRICE H1
30"	60"	48"	30"	29"	1,442	1,654
30"	66"	48"	30"	29"	1,478	1,737
30"	72"	48"	30"	29"	1,540	1,812
30"	78"	48"	30"	29"	1,599	1,886
30"	84"	48"	30"	29"	1,659	1,964
30"	60"	54"	30"	29"	1,547	1,698
30"	66"	54"	30"	29"	1,564	1,781
30"	72"	54"	30"	29"	1,621	1,863
30"	78"	54"	30"	29"	1,674	1,944
30"	84"	54"	30"	29"	1,725	2,022
30"	60"	60"	30"	29"	1,640	1,954
30"	66"	60"	30"	29"	1,653	1,989
30"	72"	60"	30"	29"	1,701	2,036
30"	78"	60"	30"	29"	1,744	2,083
30"	84"	60"	30"	29"	1,786	2,075

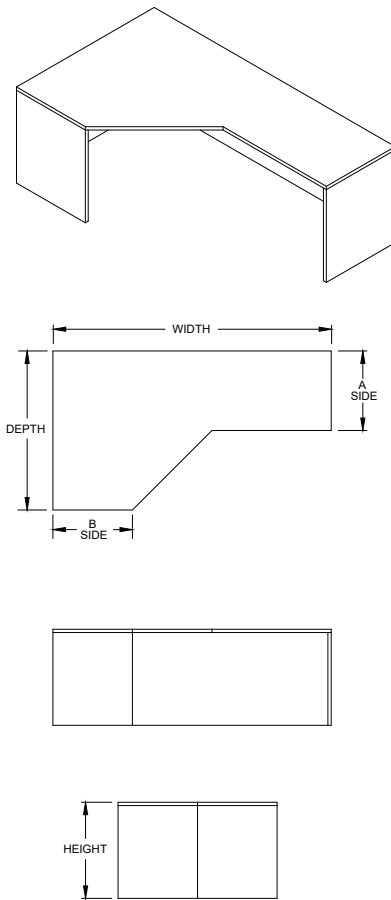


GABLE OPTIONS		MODESTY OPTIONS	
CONFIGURATION	ORDER CODE	CONFIGURATION	ORDER CODE
LEFT RECESSED, RIGHT FULL	<i>L</i>	FULL MODESTY	<i>FM</i>
RIGHT RECESSED, LEFT FULL	<i>R</i>	1/2 MODESTY (12")	<i>TM</i>
DOUBLE RECESSED	<i>D</i>	1/4 MODESTY (7")*	<i>QM*</i>
FULL	<i>F</i>	3/4 MODESTY	<i>SM</i>



ORDER CODE SAMPLE								
ITEM CODE	A SIDE	WIDTH	DEPTH	B SIDE	HEIGHT	LAMINATE	GABLE	MODESTY
NHALN	A30	W60	D48	B30	H29	M1	L	FM

- 1" thick LPL gables and modesty with 1" leveling
- 3/4 Flush modesty (SM) is standard; Modesty option applies to both sides
- Recessed gable(s) include grommet for wire pass through
- Laminate codes - M1: 1" LPL, H1: 1" HPL (worksurface only)
- All standard laminates available
- 1/4 modesty panels (7") 'QM' add \$224
- 3" Grommet (AG30A) add code(s) 'GL', 'GC' and/or 'GR', add \$76 per grommet



OVERALL SIZE					LAMINATE	
A SIDE	WIDTH	DEPTH	B SIDE	HEIGHT	PRICE M1	PRICE H1
24"	60"	42"	24"	29"	1,328	1,428
24"	66"	42"	24"	29"	1,360	1,506
24"	72"	42"	24"	29"	1,399	1,580
24"	78"	42"	24"	29"	1,439	1,654
24"	84"	42"	24"	29"	1,478	1,732
24"	60"	48"	24"	29"	1,399	1,618
24"	66"	48"	24"	29"	1,429	1,685
24"	72"	48"	24"	29"	1,489	1,762
24"	78"	48"	24"	29"	1,546	1,838
24"	84"	48"	24"	29"	1,604	1,912
24"	60"	54"	24"	29"	1,489	1,784
24"	66"	54"	24"	29"	1,518	1,826
24"	72"	54"	24"	29"	1,567	1,864
24"	78"	54"	24"	29"	1,618	1,943
24"	84"	54"	24"	29"	1,663	2,002
24"	60"	60"	24"	29"	1,577	1,896
24"	66"	60"	24"	29"	1,606	1,941
24"	72"	60"	24"	29"	1,647	1,982
24"	78"	60"	24"	29"	1,684	2,026
24"	84"	60"	24"	29"	1,725	2,075

Features & Specifications

No Charge Options

Optional Extra

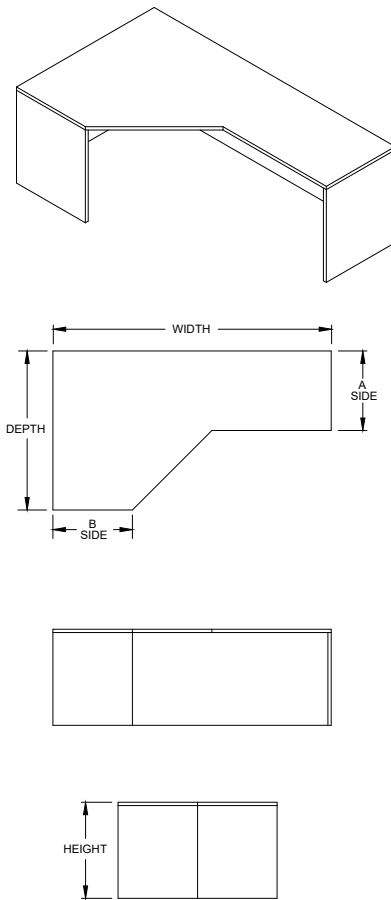


GABLE OPTIONS		MODESTY OPTIONS	
CONFIGURATION	ORDER CODE	CONFIGURATION	ORDER CODE
LEFT RECESSED, RIGHT FULL	<i>L</i>	FULL MODESTY	<i>FM</i>
RIGHT RECESSED, LEFT FULL	<i>R</i>	1/2 MODESTY (12")	<i>TM</i>
DOUBLE RECESSED	<i>D</i>	1/4 MODESTY (7")*	<i>QM*</i>
FULL	<i>F</i>	3/4 MODESTY	<i>SM</i>



ORDER CODE SAMPLE								
ITEM CODE	A SIDE	WIDTH	DEPTH	B SIDE	HEIGHT	LAMINATE	GABLE	MODESTY
NHARN	A24	W60	D42	B24	H29	M1	L	FM

- 1" thick LPL gables and modesty with 1" leveling
- 3/4 Flush modesty (SM) is standard; Modesty option applies to both sides
- Recessed gable(s) include grommet for wire pass through
- Laminate codes - M1: 1" LPL, H1: 1" HPL (worksurface only)
- All standard laminates available
- 1/4 modesty panels (7") 'QM' add \$224
- 3" Grommet (AG30A) add code(s) 'GL', 'GC' and/or 'GR', add \$76 per grommet



OVERALL SIZE					LAMINATE	
A SIDE	WIDTH	DEPTH	B SIDE	HEIGHT	PRICE M1	PRICE H1
30"	60"	48"	30"	29"	1,442	1,654
30"	66"	48"	30"	29"	1,478	1,737
30"	72"	48"	30"	29"	1,540	1,812
30"	78"	48"	30"	29"	1,599	1,886
30"	84"	48"	30"	29"	1,659	1,964
30"	60"	54"	30"	29"	1,547	1,698
30"	66"	54"	30"	29"	1,564	1,781
30"	72"	54"	30"	29"	1,621	1,863
30"	78"	54"	30"	29"	1,674	1,944
30"	84"	54"	30"	29"	1,725	2,022
30"	60"	60"	30"	29"	1,640	1,954
30"	66"	60"	30"	29"	1,653	1,989
30"	72"	60"	30"	29"	1,701	2,036
30"	78"	60"	30"	29"	1,744	2,083
30"	84"	60"	30"	29"	1,786	2,075

Features & Specifications

No Charge Options

Optional Extra

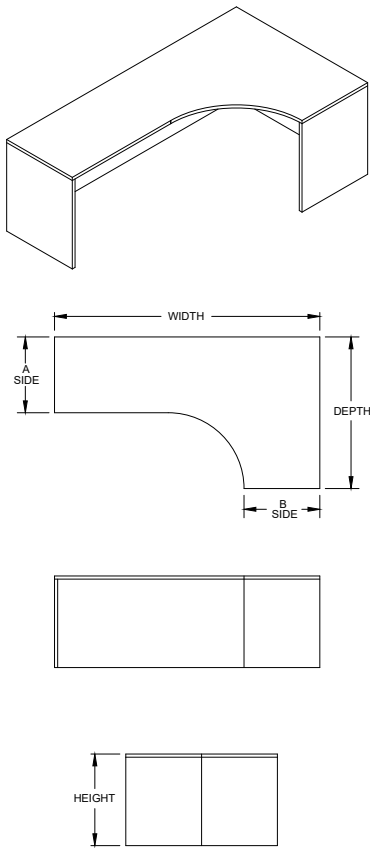


GABLE OPTIONS		MODESTY OPTIONS	
CONFIGURATION	ORDER CODE	CONFIGURATION	ORDER CODE
LEFT RECESSED, RIGHT FULL	<i>L</i>	FULL MODESTY	<i>FM</i>
RIGHT RECESSED, LEFT FULL	<i>R</i>	1/2 MODESTY (12")	<i>TM</i>
DOUBLE RECESSED	<i>D</i>	1/4 MODESTY (7")*	<i>QM*</i>
FULL	<i>F</i>	3/4 MODESTY	<i>SM</i>



ORDER CODE SAMPLE								
ITEM CODE	A SIDE	WIDTH	DEPTH	B SIDE	HEIGHT	LAMINATE	GABLE	MODESTY
NHARN	A30	W60	D48	B30	H29	M1	L	FM

- 1" thick LPL gables and modesty with 1" leveling
- 3/4 Flush modesty (SM) is standard; Modesty option applies to both sides
- Recessed gable(s) include grommet for wire pass through
- Laminate codes - M1: 1" LPL, H1: 1" HPL (worksurface only)
- All standard laminates available
- 1/4 modesty panels (7") 'QM' add \$224
- 3" Grommet (AG30A) add code(s) 'GL', 'GC' and/or 'GR', add \$76 per grommet



OVERALL SIZE					LAMINATE	
A SIDE	WIDTH	DEPTH	B SIDE	HEIGHT	PRICE M1	PRICE H1
24"	60"	42"	24"	29"	1,328	1,428
24"	66"	42"	24"	29"	1,360	1,506
24"	72"	42"	24"	29"	1,399	1,580
24"	78"	42"	24"	29"	1,439	1,654
24"	84"	42"	24"	29"	1,478	1,732
24"	60"	48"	24"	29"	1,399	1,618
24"	66"	48"	24"	29"	1,429	1,685
24"	72"	48"	24"	29"	1,489	1,762
24"	78"	48"	24"	29"	1,546	1,838
24"	84"	48"	24"	29"	1,604	1,912
24"	60"	54"	24"	29"	1,489	1,784
24"	66"	54"	24"	29"	1,518	1,826
24"	72"	54"	24"	29"	1,567	1,864
24"	78"	54"	24"	29"	1,618	1,943
24"	84"	54"	24"	29"	1,663	2,002
24"	60"	60"	24"	29"	1,577	1,896
24"	66"	60"	24"	29"	1,606	1,941
24"	72"	60"	24"	29"	1,647	1,982
24"	78"	60"	24"	29"	1,684	2,026
24"	84"	60"	24"	29"	1,725	2,075



GABLE OPTIONS		MODESTY OPTIONS	
CONFIGURATION	ORDER CODE	CONFIGURATION	ORDER CODE
LEFT RECESSED, RIGHT FULL	<i>L</i>	FULL MODESTY	<i>FM</i>
RIGHT RECESSED, LEFT FULL	<i>R</i>	1/2 MODESTY (12")	<i>TM</i>
DOUBLE RECESSED	<i>D</i>	1/4 MODESTY (7")*	<i>QM*</i>
FULL	<i>F</i>	3/4 MODESTY	<i>SM</i>



ORDER CODE SAMPLE								
ITEM CODE	A SIDE	WIDTH	DEPTH	B SIDE	HEIGHT	LAMINATE	GABLE	MODESTY
NHCLN	A24	W60	D42	B24	H29	M1	L	FM

Features & Specifications

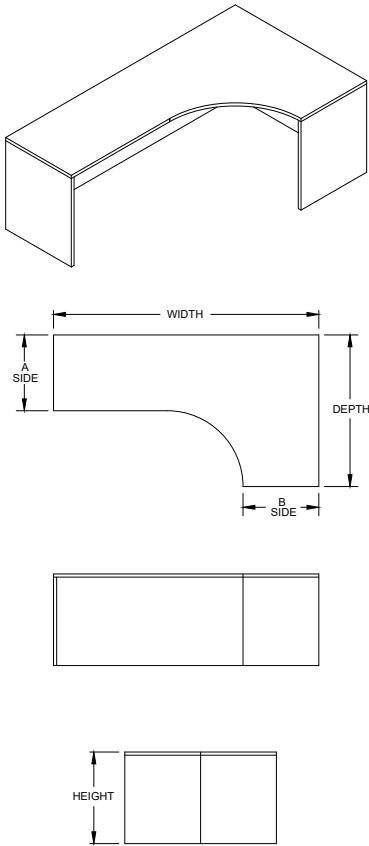
- 1" thick LPL gables and modesty with 1" leveling
- 3/4 Flush modesty (SM) is standard; Modesty option applies to both sides
- Recessed gable(s) include grommet for wire pass through
- Laminate codes - M1: 1" LPL, H1: 1" HPL (worksurface only)
- Corner radius is 12" on 36" depth, 18" on 42" depth and above

No Charge Options

- All standard laminates available

Optional Extra

- 1/4 modesty panels (7") 'QM' add \$224
- 3" Grommet (AG30A) add code(s) 'GL', 'GC' and/or 'GR', add \$76 per grommet



OVERALL SIZE					LAMINATE	
A SIDE	WIDTH	DEPTH	B SIDE	HEIGHT	PRICE M1	PRICE H1
30"	60"	42"	30"	29"	1,442	1,654
30"	66"	42"	30"	29"	1,478	1,737
30"	72"	42"	30"	29"	1,540	1,812
30"	78"	42"	30"	29"	1,599	1,886
30"	84"	42"	30"	29"	1,659	1,964
30"	60"	48"	30"	29"	1,547	1,698
30"	66"	48"	30"	29"	1,564	1,781
30"	72"	48"	30"	29"	1,621	1,863
30"	78"	48"	30"	29"	1,674	1,944
30"	84"	48"	30"	29"	1,725	2,022
30"	60"	54"	30"	29"	1,640	1,954
30"	66"	54"	30"	29"	1,653	1,989
30"	72"	54"	30"	29"	1,701	2,036
30"	78"	54"	30"	29"	1,744	2,083
30"	84"	54"	30"	29"	1,786	2,136
30"	60"	60"	30"	29"	1,577	1,896
30"	66"	60"	30"	29"	1,606	1,941
30"	72"	60"	30"	29"	1,647	1,982
30"	78"	60"	30"	29"	1,684	2,026
30"	84"	60"	30"	29"	1,725	2,075



GABLE OPTIONS		MODESTY OPTIONS	
CONFIGURATION	ORDER CODE	CONFIGURATION	ORDER CODE
LEFT RECESSED, RIGHT FULL	<i>L</i>	FULL MODESTY	<i>FM</i>
RIGHT RECESSED, LEFT FULL	<i>R</i>	1/2 MODESTY (12")	<i>TM</i>
DOUBLE RECESSED	<i>D</i>	1/4 MODESTY (7")*	<i>QM*</i>
FULL	<i>F</i>	3/4 MODESTY	<i>SM</i>



ORDER CODE SAMPLE								
ITEM CODE	A SIDE	WIDTH	DEPTH	B SIDE	HEIGHT	LAMINATE	GABLE	MODESTY
NHCLN	A30	W60	D42	B30	H29	M1	L	FM

Features & Specifications

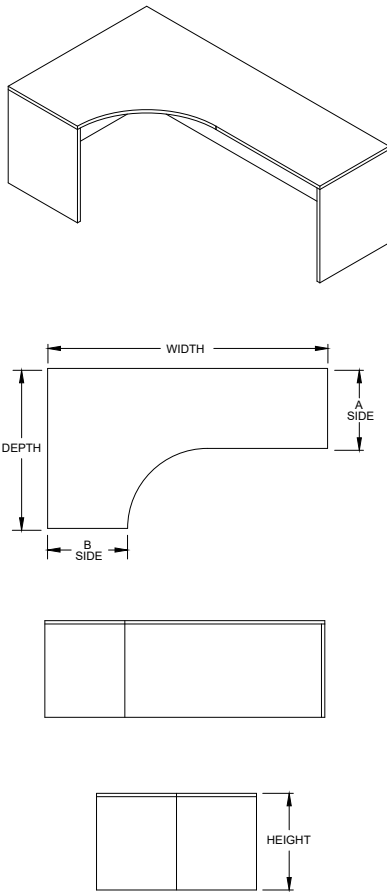
- 1" thick LPL gables and modesty with 1" leveling
- 3/4 Flush modesty (SM) is standard; Modesty option applies to both sides
- Recessed gable(s) include grommet for wire pass through
- Laminate codes - M1: 1" LPL, H1: 1" HPL (worksurface only)
- Corner radius is 12" on 36" depth, 18" on 42" depth and above

No Charge Options

- All standard laminates available

Optional Extra

- 1/4 modesty panels (7") 'QM' add \$224
- 3" Grommet (AG30A) add code(s) 'GL', 'GC' and/or 'GR', add \$76 per grommet



OVERALL SIZE					LAMINATE	
A SIDE	WIDTH	DEPTH	B SIDE	HEIGHT	PRICE M1	PRICE H1
24"	60"	42"	24"	29"	1,328	1,428
24"	66"	42"	24"	29"	1,360	1,506
24"	72"	42"	24"	29"	1,399	1,580
24"	78"	42"	24"	29"	1,439	1,654
24"	84"	42"	24"	29"	1,478	1,732
24"	60"	48"	24"	29"	1,399	1,618
24"	66"	48"	24"	29"	1,429	1,685
24"	72"	48"	24"	29"	1,489	1,762
24"	78"	48"	24"	29"	1,546	1,838
24"	84"	48"	24"	29"	1,604	1,912
24"	60"	54"	24"	29"	1,489	1,784
24"	66"	54"	24"	29"	1,518	1,826
24"	72"	54"	24"	29"	1,567	1,864
24"	78"	54"	24"	29"	1,618	1,943
24"	84"	54"	24"	29"	1,663	2,002
24"	60"	60"	24"	29"	1,577	1,896
24"	66"	60"	24"	29"	1,606	1,941
24"	72"	60"	24"	29"	1,647	1,982
24"	78"	60"	24"	29"	1,684	2,026
24"	84"	60"	24"	29"	1,725	2,075



GABLE OPTIONS		MODESTY OPTIONS	
CONFIGURATION	ORDER CODE	CONFIGURATION	ORDER CODE
LEFT RECESSED, RIGHT FULL	<i>L</i>	FULL MODESTY	<i>FM</i>
RIGHT RECESSED, LEFT FULL	<i>R</i>	1/2 MODESTY (12")	<i>TM</i>
DOUBLE RECESSED	<i>D</i>	1/4 MODESTY (7")*	<i>QM*</i>
FULL	<i>F</i>	3/4 MODESTY	<i>SM</i>



ORDER CODE SAMPLE								
ITEM CODE	A SIDE	WIDTH	DEPTH	B SIDE	HEIGHT	LAMINATE	GABLE	MODESTY
NHCRN	A24	W60	D36	B24	H29	M1	L	FM

Features & Specifications


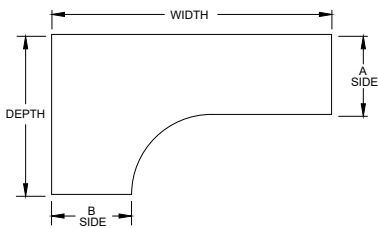
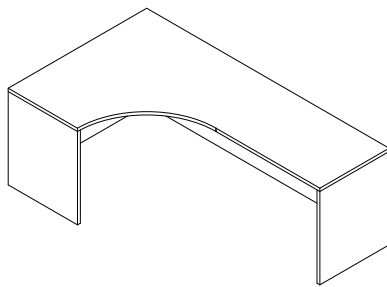
- 1" thick LPL gables and modesty with 1" leveling
- 3/4 Flush modesty (SM) is standard; Modesty option applies to both sides
- Recessed gable(s) include grommet for wire pass through
- Laminate codes - M1: 1" LPL, H1: 1" HPL (worksurface only)
- Corner radius is 12" on 36" depth, 18" on 42" depth and above

No Charge Options

- All standard laminates available

Optional Extra

- 1/4 modesty panels (7") 'QM' add \$224
- 3" Grommet (AG30A) add code(s) 'GL', 'GC' and/or 'GR', add \$76 per grommet



Features & Specifications

No Charge Options

Optional Extra

OVERALL SIZE					LAMINATE	
A SIDE	WIDTH	DEPTH	B SIDE	HEIGHT	PRICE M1	PRICE H1
30"	60"	42"	30"	29"	1,442	1,654
30"	66"	42"	30"	29"	1,478	1,737
30"	72"	42"	30"	29"	1,540	1,812
30"	78"	42"	30"	29"	1,599	1,886
30"	84"	42"	30"	29"	1,659	1,964
30"	60"	48"	30"	29"	1,547	1,698
30"	66"	48"	30"	29"	1,564	1,781
30"	72"	48"	30"	29"	1,621	1,863
30"	78"	48"	30"	29"	1,674	1,944
30"	84"	48"	30"	29"	1,725	2,022
30"	60"	54"	30"	29"	1,640	1,954
30"	66"	54"	30"	29"	1,653	1,989
30"	72"	54"	30"	29"	1,701	2,036
30"	78"	54"	30"	29"	1,744	2,083
30"	84"	54"	30"	29"	1,786	2,136
30"	60"	60"	30"	29"	1,604	1,919
30"	66"	60"	30"	29"	1,621	1,950
30"	72"	60"	30"	29"	1,668	1,996
30"	78"	60"	30"	29"	1,709	2,043
30"	84"	60"	30"	29"	1,751	2,032

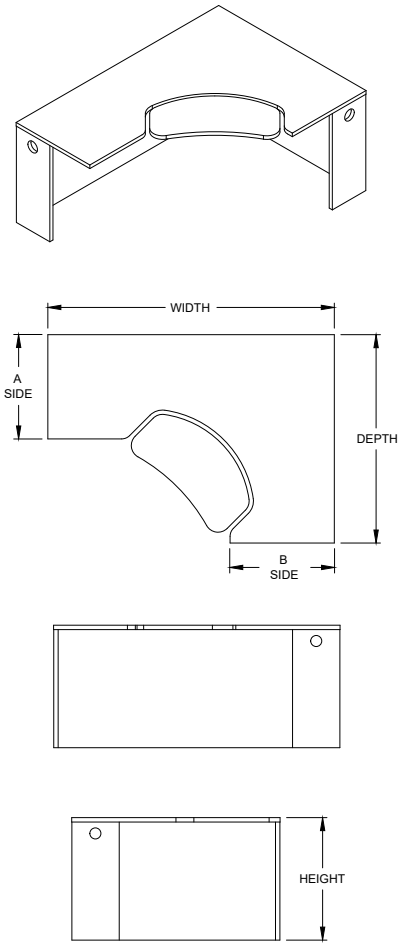


GABLE OPTIONS		MODESTY OPTIONS	
CONFIGURATION	ORDER CODE	CONFIGURATION	ORDER CODE
LEFT RECESSED, RIGHT FULL	<i>L</i>	FULL MODESTY	<i>FM</i>
RIGHT RECESSED, LEFT FULL	<i>R</i>	1/2 MODESTY (12")	<i>TM</i>
DOUBLE RECESSED	<i>D</i>	1/4 MODESTY (7")*	<i>QM*</i>
FULL	<i>F</i>	3/4 MODESTY	<i>SM</i>



ORDER CODE SAMPLE								
ITEM CODE	A SIDE	WIDTH	DEPTH	B GABLE	HEIGHT	LAMINATE	GABLE	MODESTY
NHCRN	A30	W60	D42	B30	H29	M1	L	FM

- 1" thick LPL gables and modesty with 1" leveling
- 3/4 Flush modesty (SM) is standard; Modesty option applies to both sides
- Recessed gable(s) include grommet for wire pass through
- Laminate codes - M1: 1" LPL, H1: 1" HPL (worksurface only)
- Corner radius is 12" on 36" depth, 18" on 42" depth and above
- All standard laminates available
- 1/4 modesty panels (7") 'QM' add \$224
- 3" Grommet (AG30A) add code(s) 'GL', 'GC' and/or 'GR', add \$76 per grommet



OVERALL SIZE					LAMINATE	
A SIDE	WIDTH	DEPTH	B SIDE	HEIGHT	PRICE M1	PRICE H1
24"	60"	42"	24"	29"	1,788	1,886
24"	66"	42"	24"	29"	1,820	1,965
24"	72"	42"	24"	29"	1,861	2,038
24"	78"	42"	24"	29"	1,900	2,116
24"	84"	42"	24"	29"	1,940	2,193
24"	60"	48"	24"	29"	1,861	2,076
24"	66"	48"	24"	29"	1,889	2,149
24"	72"	48"	24"	29"	1,949	2,229
24"	78"	48"	24"	29"	2,006	2,296
24"	84"	48"	24"	29"	2,064	2,374
24"	60"	54"	24"	29"	1,949	2,247
24"	66"	54"	24"	29"	1,976	2,287
24"	72"	54"	24"	29"	2,028	2,324
24"	78"	54"	24"	29"	2,076	2,403
24"	84"	54"	24"	29"	2,126	2,461
24"	60"	60"	24"	29"	2,036	2,356
24"	66"	60"	24"	29"	2,065	2,400
24"	72"	60"	24"	29"	2,106	2,442
24"	78"	60"	24"	29"	2,148	2,485
24"	84"	60"	24"	29"	2,186	2,537

Features & Specifications

No Charge Options

Optional Extra



SPECIAL NOTES

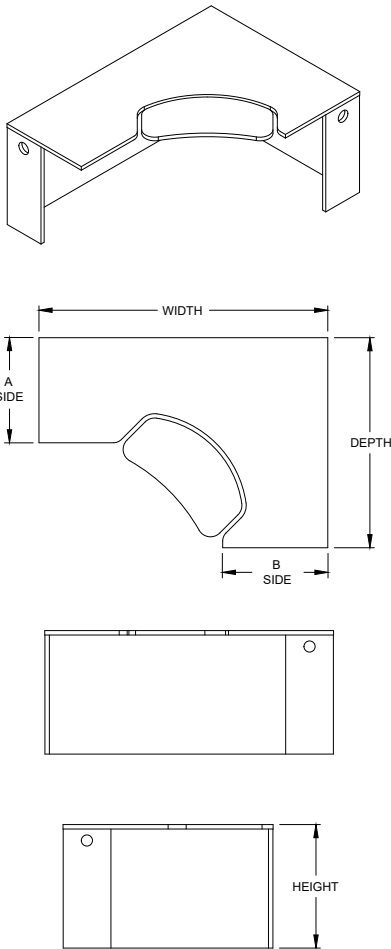


GABLE OPTIONS		MODESTY OPTIONS	
CONFIGURATION	ORDER CODE	CONFIGURATION	ORDER CODE
RIGHT RECESSED, LEFT FULL	<i>R</i>	FULL MODESTY	<i>FM</i>
DOUBLE RECESSED	<i>D</i>	1/2 MODESTY (12")	<i>TM</i>
		1/4 MODESTY (7")*	<i>QM*</i>
		3/4 MODESTY	<i>SM</i>



ORDER CODE SAMPLE								
ITEM CODE	A SIDE	WIDTH	DEPTH	B SIDE	HEIGHT	LAMINATE	GABLE	MODESTY
NHKLN	A24	W60	D36	B24	H29	<i>M1</i>	<i>L</i>	<i>FM</i>

- 1" thick LPL gables and modesty with 1" leveling
- 3/4 Flush modesty (SM) is standard; Modesty option applies to both sides
- Recessed gable(s) include grommet for wire pass through
- Keyboard platform and mechanism included
- Laminate codes - *M1*: 1" LPL, *H1*: 1" HPL (worksurface only)
- All standard laminates available
- 1/4 modesty panels (7") '*QM*' add \$224
- 3" Grommet (AG30A) add code(s) '*GL*', '*GC*' and/or '*GR*', add \$76 per grommet
- Right side gable remains recessed regardless of gable option selected.



OVERALL SIZE					LAMINATE	
A SIDE	WIDTH	DEPTH	B SIDE	HEIGHT	PRICE M1	PRICE H1
30"	60"	42"	30"	29"	1,842	2,108
30"	66"	42"	30"	29"	1,872	2,152
30"	72"	42"	30"	29"	1,930	2,208
30"	78"	42"	30"	29"	1,991	2,267
30"	84"	42"	30"	29"	2,050	2,324
30"	60"	48"	30"	29"	1,903	2,116
30"	66"	48"	30"	29"	1,940	2,195
30"	72"	48"	30"	29"	2,045	2,272
30"	78"	48"	30"	29"	2,058	2,348
30"	84"	48"	30"	29"	2,118	2,424
30"	60"	54"	30"	29"	2,007	2,158
30"	66"	54"	30"	29"	2,027	2,238
30"	72"	54"	30"	29"	2,083	2,323
30"	78"	54"	30"	29"	2,135	2,405
30"	84"	54"	30"	29"	2,186	2,482
30"	60"	60"	30"	29"	2,097	2,417
30"	66"	60"	30"	29"	2,115	2,448
30"	72"	60"	30"	29"	2,161	2,497
30"	78"	60"	30"	29"	2,206	2,541
30"	84"	60"	30"	29"	2,249	2,596



GABLE OPTIONS		MODESTY OPTIONS	
CONFIGURATION	ORDER CODE	CONFIGURATION	ORDER CODE
RIGHT RECESSED, LEFT FULL	<i>R</i>	FULL MODESTY	<i>FM</i>
DOUBLE RECESSED	<i>D</i>	1/2 MODESTY (12")	<i>TM</i>
		1/4 MODESTY (7")*	<i>QM*</i>
		3/4 MODESTY	<i>SM</i>



ORDER CODE SAMPLE								
ITEM CODE	A SIDE	WIDTH	DEPTH	B SIDE	HEIGHT	LAMINATE	GABLE	MODESTY
NHKLN	A30	W60	D36	B30	H29	<i>M1</i>	<i>L</i>	<i>FM</i>

Features & Specifications

- 1" thick LPL gables and modesty with 1" leveling
- 3/4 Flush modesty (SM) is standard; Modesty option applies to both sides
- Recessed gable(s) include grommet for wire pass through
- Keyboard platform and mechanism included
- Laminate codes - *M1*: 1" LPL, *H1*: 1" HPL (worksurface only)

No Charge Options

- All standard laminates available

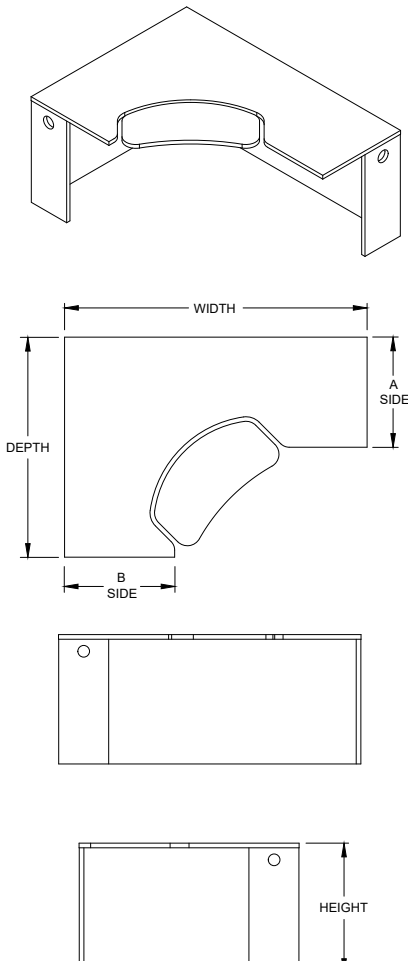
Optional Extra

- 1/4 modesty panels (7") '*QM*' add \$224
- 3" Grommet (AG30A) add code(s) '*GL*', '*GC*' and/or '*GR*', add \$76 per grommet



SPECIAL NOTES

- Right side gable remains recessed regardless of gable option selected.



Features & Specifications

No Charge Options

Optional Extra



SPECIAL NOTES

OVERALL SIZE					LAMINATE	
A SIDE	WIDTH	DEPTH	B SIDE	HEIGHT	PRICE M1	PRICE H1
24"	60"	42"	24"	29"	1,788	1,886
24"	66"	42"	24"	29"	1,820	1,965
24"	72"	42"	24"	29"	1,861	2,038
24"	78"	42"	24"	29"	1,900	2,116
24"	84"	42"	24"	29"	1,940	2,193
24"	60"	48"	24"	29"	1,861	2,076
24"	66"	48"	24"	29"	1,889	2,149
24"	72"	48"	24"	29"	1,949	2,229
24"	78"	48"	24"	29"	2,006	2,296
24"	84"	48"	24"	29"	2,064	2,374
24"	60"	54"	24"	29"	1,949	2,247
24"	66"	54"	24"	29"	1,976	2,287
24"	72"	54"	24"	29"	2,028	2,324
24"	78"	54"	24"	29"	2,076	2,403
24"	84"	54"	24"	29"	2,126	2,461
24"	60"	60"	24"	29"	2,036	2,356
24"	66"	60"	24"	29"	2,065	2,400
24"	72"	60"	24"	29"	2,106	2,442
24"	78"	60"	24"	29"	2,148	2,485
24"	84"	60"	24"	29"	2,186	2,537

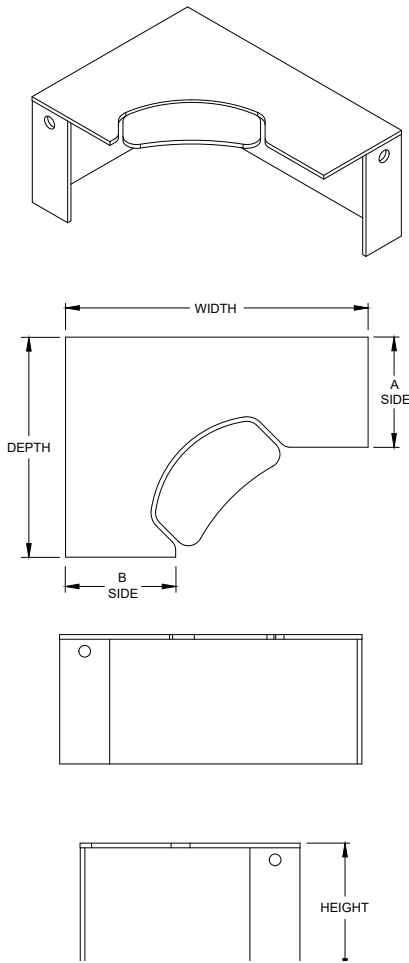


GABLE OPTIONS		MODESTY OPTIONS	
CONFIGURATION	ORDER CODE	CONFIGURATION	ORDER CODE
LEFT RECESSED, RIGHT FULL	<i>L</i>	FULL MODESTY	<i>FM</i>
DOUBLE RECESSED	<i>D</i>	1/2 MODESTY (12")	<i>TM</i>
		1/4 MODESTY (7")*	<i>QM*</i>
		3/4 MODESTY	<i>SM</i>



ORDER CODE SAMPLE								
ITEM CODE	A SIDE	WIDTH	DEPTH	B SIDE	HEIGHT	LAMINATE	GABLE	MODESTY
NHKRN	A24	W60	D36	B24	H29	<i>M1</i>	<i>L</i>	<i>FM</i>

- 1" thick LPL gables and modesty with 1" leveling
- 3/4 Flush modesty (SM) is standard; Modesty option applies to both sides
- Recessed gable(s) include grommet for wire pass through
- Keyboard platform and mechanism included
- Laminate codes - *M1*: 1" LPL, *H1*: 1" HPL (worksurface only)
- All standard laminates available
- 1/4 modesty panels (7") '*QM*' add \$224
- 3" Grommet (AG30A) add code(s) '*GL*', '*GC*' and/or '*GR*', add \$76 per grommet
- Left side gable remains recessed regardless of gable option selected.



OVERALL SIZE					LAMINATE	
A SIDE	WIDTH	DEPTH	B SIDE	HEIGHT	PRICE M1	PRICE H1
30"	60"	42"	24"	29"	1,842	2,108
30"	66"	42"	24"	29"	1,872	2,152
30"	72"	42"	24"	29"	1,930	2,208
30"	78"	42"	24"	29"	1,991	2,267
30"	84"	42"	24"	29"	2,050	2,324
30"	60"	48"	24"	29"	1,903	2,116
30"	66"	48"	24"	29"	1,940	2,195
30"	72"	48"	24"	29"	2,045	2,272
30"	78"	48"	24"	29"	2,058	2,348
30"	84"	48"	24"	29"	2,118	2,424
30"	60"	54"	24"	29"	2,007	2,158
30"	66"	54"	24"	29"	2,027	2,238
30"	72"	54"	24"	29"	2,083	2,323
30"	78"	54"	24"	29"	2,135	2,405
30"	84"	54"	24"	29"	2,186	2,482
30"	60"	60"	24"	29"	2,097	2,417
30"	66"	60"	24"	29"	2,115	2,448
30"	72"	60"	24"	29"	2,161	2,497
30"	78"	60"	24"	29"	2,206	2,541
30"	84"	60"	24"	29"	2,249	2,596



GABLE OPTIONS		MODESTY OPTIONS	
CONFIGURATION	ORDER CODE	CONFIGURATION	ORDER CODE
LEFT RECESSED, RIGHT FULL	<i>L</i>	FULL MODESTY	<i>FM</i>
DOUBLE RECESSED	<i>D</i>	1/2 MODESTY (12")	<i>TM</i>
		1/4 MODESTY (7")*	<i>QM*</i>
		3/4 MODESTY	<i>SM</i>



ORDER CODE SAMPLE								
ITEM CODE	A SIDE	WIDTH	DEPTH	B SIDE	HEIGHT	LAMINATE	GABLE	MODESTY
NHKRN	A30	W60	D36	B30	H29	<i>M1</i>	<i>L</i>	<i>FM</i>

Features & Specifications

- 1" thick LPL gables and modesty with 1" leveling
- 3/4 Flush modesty (SM) is standard; Modesty option applies to both sides
- Recessed gable(s) include grommet for wire pass through
- Keyboard platform and mechanism included
- Laminate codes - *M1*: 1" LPL, *H1*: 1" HPL (worksurface only)

No Charge Options

- All standard laminates available

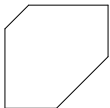
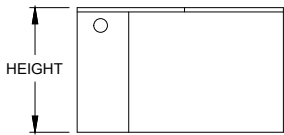
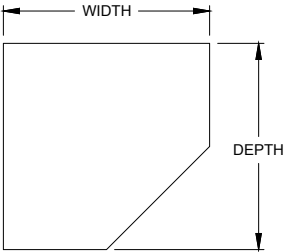
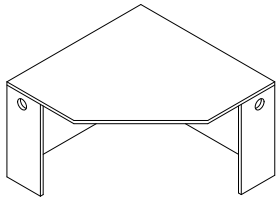
Optional Extra

- 1/4 modesty panels (7") '*QM*' add \$224
- 3" Grommet (AG30A) add code(s) '*GL*', '*GC*' and/or '*GR*', add \$76 per grommet



SPECIAL NOTES

- Left side gable remains recessed regardless of gable option selected.



NOTCHED BACK OPTION

Features & Specifications

No Charge Options

Optional Extra

OVERALL SIZE				LAMINATE	
WIDTH	DEPTH	CONNECTION	ANGLE	PRICE M1	PRICE H1
36"	36"	18"	25"	797	1,022
42"	42"	18"	34"	1,011	1,235
48"	48"	18"	42"	1,045	1,273
36"	36"	20"	22"	797	1,022
42"	42"	20"	31"	1,011	1,235
48"	48"	20"	39"	1,045	1,273
36"	36"	24"	17"	797	1,022
42"	42"	24"	25"	1,011	1,235
48"	48"	24"	34"	1,045	1,273
42"	42"	30"	17"	1,011	1,235
48"	48"	30"	25"	1,045	1,273

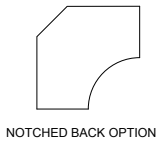
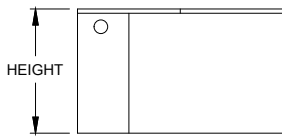
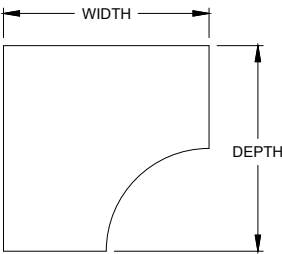
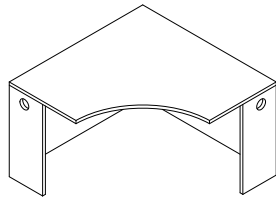


ORDER CODE SAMPLE						
ITEM CODE	WIDTH	DEPTH	CONNECTION	LAMINATE	MODESTY	OPTION
NHBAN	W36	D36	C18	M1	FM	KR

- 1" thick LPL gables and modesty with 1" leveling
- 3/4 Flush modesty (SM) is standard; Modesty option applies to both sides
- Recessed gable(s) include grommet for wire pass through
- Laminate codes - M1: 1" LPL, H1: 1" HPL (worksurface only)

- All standard laminate finishes available
- Full modesty panel 'FM'
- 1/2 modesty panel (12") 'TM'

- 1/4 modesty panels (7") 'QM' add \$224
- Add \$466 for notched back corner, add code 'KR'
- 3" Grommet (AG30A) add code(s) 'GL', 'GC' and/or 'GR', add \$76 per grommet



OVERALL SIZE				LAMINATE	
WIDTH	DEPTH	CONNECTION	RADIUS	PRICE M1	PRICE H1
36"	36"	18	18	815	1,041
42"	42"	18	24	1,032	1,254
48"	48"	18	30	1,065	1,293
36"	36"	20	16	815	1,041
42"	42"	20	22	1,032	1,254
48"	48"	20	18	1,065	1,293
36"	36"	24	12	815	1,041
42"	42"	24	18	1,032	1,254
48"	48"	24	24	1,065	1,293
42"	42"	30	12	1,032	1,254
48"	48"	30	18	1,065	1,293



ORDER CODE SAMPLE						
ITEM CODE	WIDTH	DEPTH	CONNECTION	LAMINATE	MODESTY	OPTION
NHBCN	W36	D36	C18	M1	FM	KR

Features & Specifications

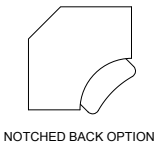
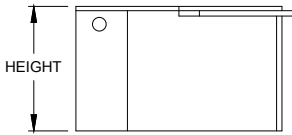
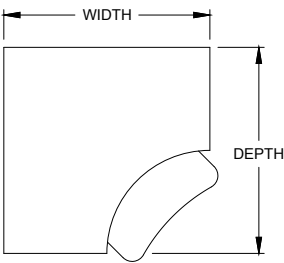

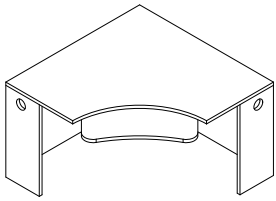
- 1" thick LPL gables and modesty with 1" leveling
- 3/4 Flush modesty (SM) is standard; Modesty option applies to both sides
- Recessed gable(s) include grommet for wire pass through
- Laminate codes - M1: 1" LPL, H1: 1" HPL (worksurface only)

No Charge Options

- All standard laminate finishes available
- Full modesty panel 'FM'
- 1/2 modesty panel (12") 'TM'

Optional Extra

- 1/4 modesty panels (7") 'QM' add \$224
- Add \$466 for notched back corner, add code 'KR'
- 3" Grommet (AG30A) add code(s) 'GL', 'GC' and/or 'GR', add \$76 per grommet



OVERALL SIZE				LAMINATE	
WIDTH	DEPTH	CONNECTION	RADIUS	PRICE M1	PRICE H1
36"	36"	18	18	2,315	2,540
42"	42"	18	24	2,530	2,751
48"	48"	18	30	2,563	2,793
36"	36"	24	12	2,315	2,540
42"	42"	24	18	2,530	2,751
48"	48"	24	24	2,563	2,793
42"	42"	30	12	2,530	2,751
48"	48"	30	18	2,563	2,793

Features & Specifications

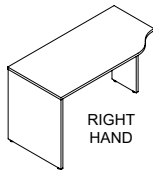
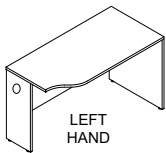
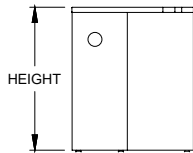
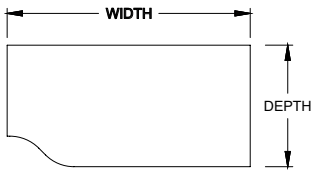
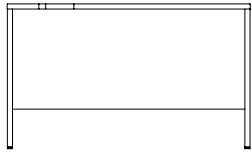
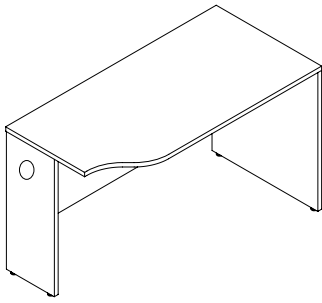
No Charge Options

Optional Extra



ORDER CODE SAMPLE						
ITEM CODE	WIDTH	DEPTH	CONNECTION	LAMINATE	MODESTY	OPTION
NHBKN	W36	D36	C18	M1	FM	KR

- 1" thick LPL gables and modesty with 1" leveling
  - 3/4 Flush modesty (SM) is standard; Modesty option applies to both sides
  - Recessed gable(s) include grommet for wire pass through
  - Keyboard platform and mechanism included
  - Laminate codes - M1: 1" LPL, H1: 1" HPL (worksurface only)
- 
- All standard laminates available
  - Full modesty panel 'FM'
  - 1/2 modesty panel (12") 'TM'
- 
- 1/4 modesty panels (7") 'QM' add \$224
  - Add \$466 for notched back corner, add code 'KR'
  - 3" Grommet (AG30A) add code(s) 'GL', 'GC' and/or 'GR', add \$76 per grommet



Features & Specifications

No Charge Options

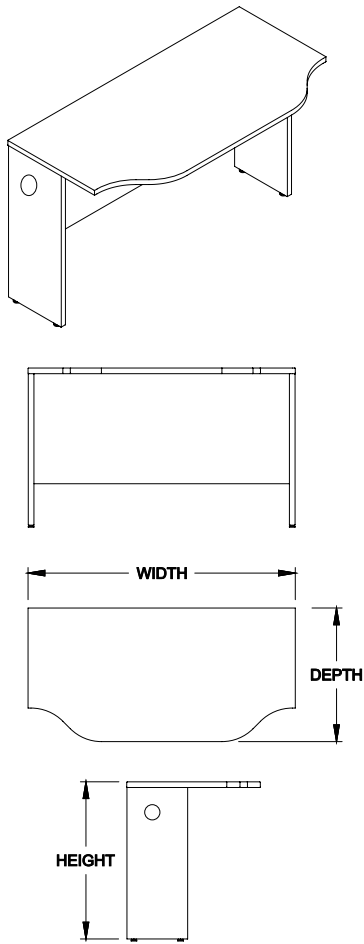
Optional Extra

OVERALL SIZE			LAMINATE	
WIDTH	DEPTH	HEIGHT	PRICE M1	PRICE H1
24"	24"	29"	570	758
30"	24"	29"	583	774
36"	24"	29"	618	805
42"	24"	29"	659	849
48"	24"	29"	698	883
54"	24"	29"	720	915
60"	24"	29"	724	945
66"	24"	29"	754	1,019
72"	24"	29"	783	1,087
78"	24"	29"	1,008	1,299
84"	24"	29"	1,152	1,444
24"	30"	29"	625	815
30"	30"	29"	632	821
36"	30"	29"	671	860
42"	30"	29"	708	897
48"	30"	29"	735	904
54"	30"	29"	775	932
60"	30"	29"	801	965
66"	30"	29"	829	1,032
72"	30"	29"	860	1,096
78"	30"	29"	1,085	1,310
84"	30"	29"	1,228	1,453



ORDER CODE SAMPLE						
ITEM CODE	WIDTH	DEPTH	HEIGHT	LAMINATE	HAND	OPTION
NRJAN	W24	D24	H29	M1	R	FM

- 1" thick LPL gables and modesty with 1" leveling
  - 3/4 Flush modesty (SM) is standard
  - Recessed gable(s) include grommet for wire pass through
  - Includes flat brackets (NAFLA) with attaching hardware, one set
  - Laminate codes - M1: 1" LPL, H1: 1" HPL (worksurface only)
  - Specify handedness left 'L' or right 'R' when ordering
- 
- All standard laminates available
  - Full modesty panel 'FM'
  - 1/2 modesty panel (12") 'TM'
- 
- 1/4 modesty panels (7") 'QM' add \$224
  - 3" Grommet (AG30A) add code(s) 'GL', 'GC' and/or 'GR', add \$76 per grommet



OVERALL SIZE			LAMINATE	
WIDTH	DEPTH	HEIGHT	PRICE M1	PRICE H1
30"	24"	29"	672	890
36"	24"	29"	710	928
42"	24"	29"	745	965
48"	24"	29"	775	973
54"	24"	29"	815	1,004
60"	24"	29"	724	945
66"	24"	29"	754	1,019
72"	24"	29"	783	1,087
78"	24"	29"	1,008	1,299
84"	24"	29"	1,152	1,444
30"	30"	29"	672	890
36"	30"	29"	710	928
42"	30"	29"	745	965
48"	30"	29"	775	973
54"	30"	29"	815	1,004
60"	30"	29"	801	965
66"	30"	29"	829	1,032
72"	30"	29"	860	1,096
78"	30"	29"	1,085	1,310
84"	30"	29"	1,228	1,453

Features & Specifications

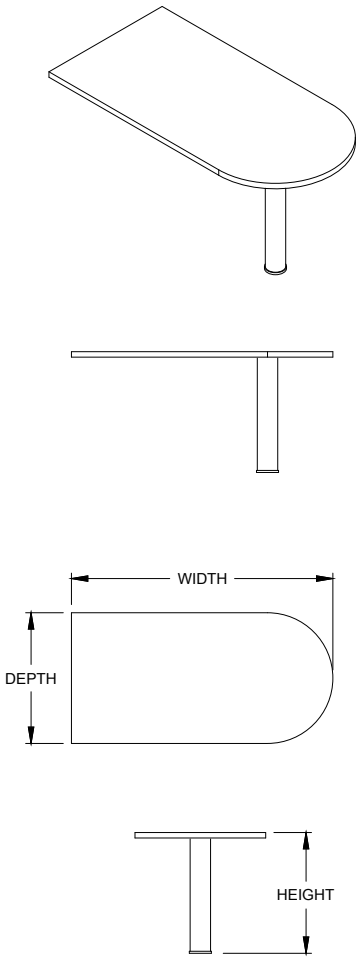
No Charge Options

Optional Extra



ORDER CODE SAMPLE					
ITEM CODE	WIDTH	DEPTH	HEIGHT	LAMINATE	OPTION
NBSDN	W30	D24	H29	M1	FM

- 1" thick LPL gables and modesty with 1" leveling
  - 3/4 Flush modesty (SM) is standard
  - Recessed gable(s) include grommet for wire pass through
  - Includes flat brackets (NAFLA) with attaching hardware, two sets
  - Laminate codes - M1: 1" LPL, H1: 1" HPL (worksurface only)
- 
- All standard laminates available
  - Full modesty panel 'FM'
  - 1/2 modesty panel (12") 'TM'
- 
- 1/4 modesty panels (7") 'QM' add \$224
  - 3" Grommet (AG30A) add code(s) 'GL', 'GC' and/or 'GR', add \$76 per grommet



OVERALL SIZE			LAMINATE	
WIDTH	DEPTH	HEIGHT	PRICE M1	PRICE H1
36"	24"	29"	534	722
42"	24"	29"	543	733
42"	30"	29"	552	740
48"	24"	29"	561	752
48"	30"	29"	611	801
54"	24"	29"	604	795
54"	30"	29"	623	811
60"	24"	29"	611	801
60"	30"	29"	724	915
60"	36"	29"	744	912
66"	24"	29"	621	925
66"	30"	29"	744	932
66"	36"	29"	783	971
72"	24"	29"	698	956
72"	30"	29"	801	990
72"	36"	29"	840	1,028
84"	30"	29"	842	1,032
84"	36"	29"	932	1,122



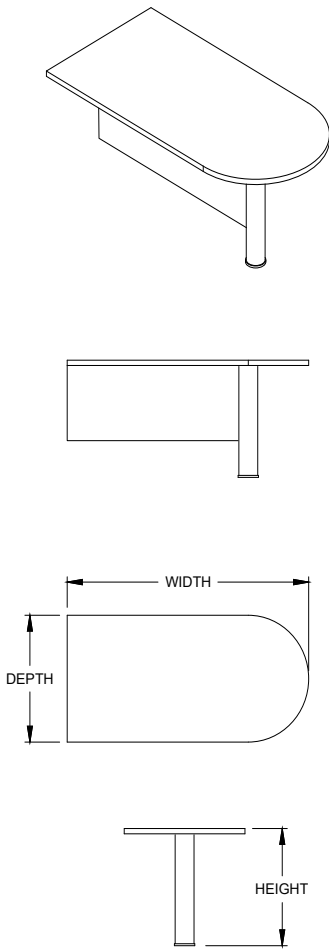
ORDER CODE SAMPLE				
ITEM CODE	WIDTH	DEPTH	HEIGHT	LAMINATE
NHBBN	W36	D24	H29	M1

Features & Specifications

- One inch of leveling
- Includes one metal 3" diameter post leg
- Includes flat brackets (NAFLA) with attaching hardware, one set
- Laminate codes - M1: 1" LPL, H1: 1" HPL (worksurface only)

No Charge Options

- All standard laminates and metal finishes available



OVERALL SIZE			LAMINATE	
WIDTH	DEPTH	HEIGHT	PRICE M1	PRICE H1
36"	24"	29"	773	958
42"	24"	29"	791	980
42"	30"	29"	800	987
48"	24"	29"	817	1,007
48"	30"	29"	866	1,055
54"	24"	29"	867	1,056
54"	30"	29"	886	1,077
60"	24"	29"	886	1,077
60"	30"	29"	1,003	1,189
60"	36"	29"	1,018	1,188
66"	24"	29"	903	1,207
66"	30"	29"	1,028	1,218
66"	36"	29"	1,067	1,256
72"	24"	29"	991	1,249
72"	30"	29"	1,094	1,285
72"	36"	29"	1,133	1,321
84"	30"	29"	1,145	1,334
84"	36"	29"	1,235	1,422

Features & Specifications

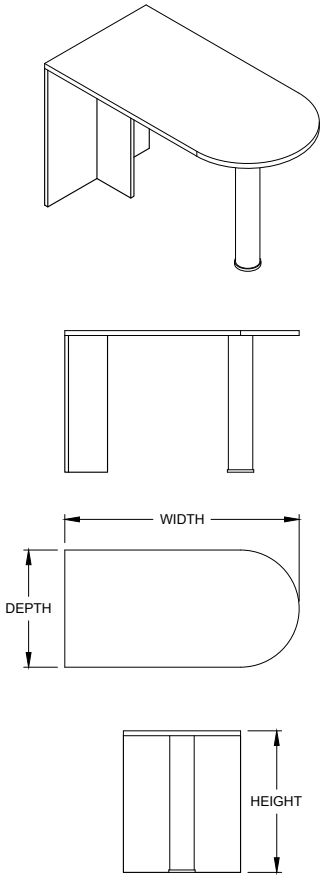
No Charge Options

Optional Extra



ORDER CODE SAMPLE					
ITEM CODE	WIDTH	DEPTH	HEIGHT	LAMINATE	MODESTY
NHBMN	W36	D24	H29	M1	FM

- 1" Thick LPL case construction
  - Includes one metal 3" diameter post leg
  - 3/4 Modesty (SM) is standard
  - Includes flat brackets (NAFLA) with attaching hardware, one set
  - Laminate codes - M1: 1" LPL, H1: 1" HPL (worksurface only)
- 
- All standard laminates and metal finishes available
  - Full modesty panel 'FM'
  - 1/2 modesty panel (12") 'TM'
- 
- 1/4 modesty panels (7") 'QM' add \$224



OVERALL SIZE			LAMINATE	
WIDTH	DEPTH	HEIGHT	PRICE M1	PRICE H1
36"	24"	29"	729	912
42"	24"	29"	752	906
42"	30"	29"	795	930
48"	24"	29"	766	905
48"	30"	29"	809	930
54"	24"	29"	832	937
54"	30"	29"	873	958
60"	24"	29"	849	945
60"	30"	29"	890	1,079
60"	36"	29"	944	1,122
66"	24"	29"	883	1,052
66"	30"	29"	930	1,117
66"	36"	29"	963	1,162
72"	24"	29"	916	1,143
72"	30"	29"	940	1,167
72"	36"	29"	983	1,210
78"	30"	29"	966	1,194
78"	36"	29"	1,009	1,237
84"	30"	29"	993	1,218
84"	36"	29"	1,034	1,260
96"	30"	29"	1,185	1,409
96"	36"	29"	1,223	1,451

Features & Specifications

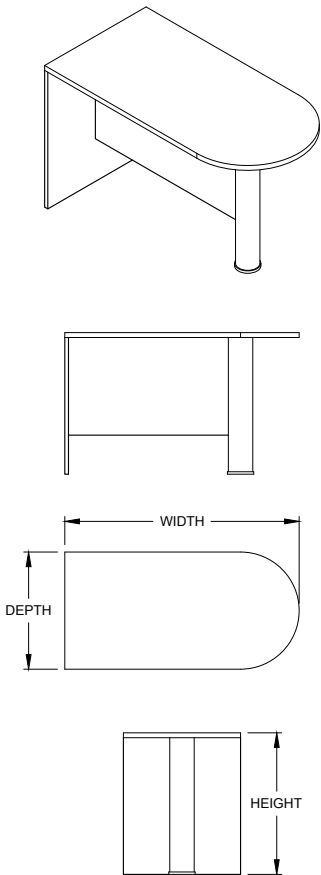
No Charge Options



ORDER CODE SAMPLE				
ITEM CODE	WIDTH	DEPTH	HEIGHT	LAMINATE
NHBTN	W36	D24	H29	M1

- 1" Thick LPL case construction with one inch of leveling
- Includes one metal 3" diameter post leg
- Laminate codes - *M1*: 1" LPL, *H1*: 1" HPL (worksurface only)

- All standard laminates and metal finishes available



OVERALL SIZE			LAMINATE	
WIDTH	DEPTH	HEIGHT	PRICE M1	PRICE H1
36"	24"	29"	948	1,132
42"	24"	29"	980	1,134
42"	30"	29"	1,019	1,157
48"	24"	29"	1,005	1,143
48"	30"	29"	1,044	1,167
54"	24"	29"	1,082	1,186
54"	30"	29"	1,120	1,207
60"	24"	29"	1,105	1,198
60"	30"	29"	1,145	1,333
60"	36"	29"	1,197	1,377
66"	24"	29"	1,147	1,315
66"	30"	29"	1,194	1,381
66"	36"	29"	1,228	1,425
72"	24"	29"	1,192	1,416
72"	30"	29"	1,215	1,441
72"	36"	29"	1,258	1,485
78"	30"	29"	1,250	1,478
78"	36"	29"	1,295	1,520
84"	30"	29"	1,287	1,513
84"	36"	29"	1,327	1,555
96"	30"	29"	1,487	1,709
96"	36"	29"	1,525	1,752

Features & Specifications



ORDER CODE SAMPLE					
ITEM CODE	WIDTH	DEPTH	HEIGHT	LAMINATE	OPTION
NHBFN	W36	D24	H29	M1	FM

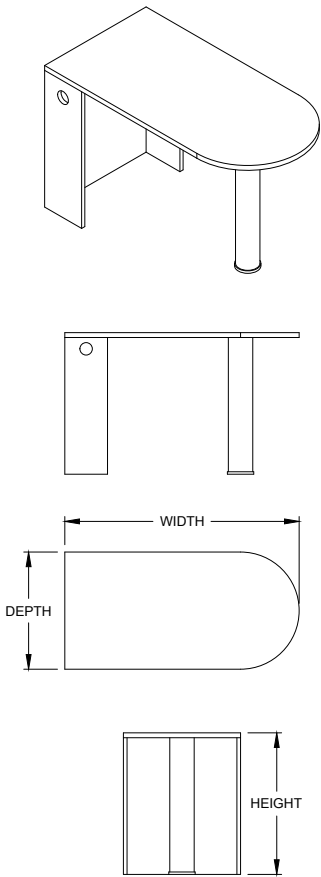
- 1" thick LPL gables and modesty with 1" leveling
- Includes one metal 3" diameter post leg
- 3/4 Modesty (SM) is standard
- Laminate codes - M1: 1" LPL, H1: 1" HPL (worksurface only)

No Charge Options

- All standard laminates and metal finishes available
- Full modesty panel 'FM'
- 1/2 modesty panel (12") 'TM'

Optional Extra

- 1/4 modesty panels (7") 'QM' add \$224



OVERALL SIZE			LAMINATE	
WIDTH	DEPTH	HEIGHT	PRICE M1	PRICE H1
36"	24"	29"	729	912
42"	24"	29"	752	906
42"	30"	29"	795	930
48"	24"	29"	766	905
48"	30"	29"	809	930
54"	24"	29"	832	937
54"	30"	29"	873	958
60"	24"	29"	849	945
60"	30"	29"	890	1,079
60"	36"	29"	944	1,122
66"	24"	29"	883	1,052
66"	30"	29"	930	1,117
66"	36"	29"	963	1,162
72"	24"	29"	916	1,143
72"	30"	29"	940	1,167
72"	36"	29"	983	1,210
78"	30"	29"	966	1,194
78"	36"	29"	1,009	1,237
84"	30"	29"	993	1,218
84"	36"	29"	1,034	1,260
96"	30"	29"	1,185	1,409
96"	36"	29"	1,223	1,451

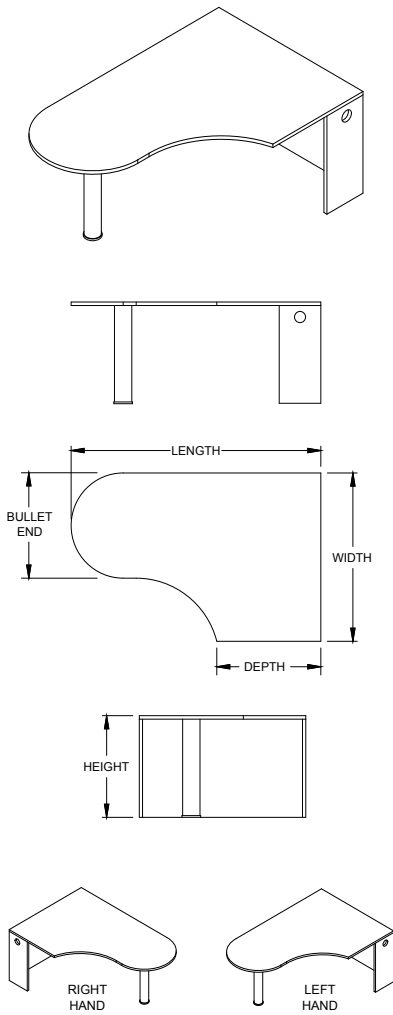
Features & Specifications

No Charge Options



ORDER CODE SAMPLE					
ITEM CODE	WIDTH	DEPTH	HEIGHT	LAMINATE	OPTION
NHBNN	W36	D24	H29	M1	FM

- 1" thick LPL gables and modesty with 1" leveling
  - Includes one metal 3" diameter post leg
  - Recessed gable(s) include grommet for wire pass through
  - Laminate codes - M1: 1" LPL, H1: 1" HPL (worksurface only)
- 
- All standard laminates and metal finishes available



OVERALL SIZE				LAMINATE	
DEPTH	WIDTH	LENGTH	HEIGHT	PRICE M1	PRICE H1
24"	42"	60"	29"	1,239	1,323
24"	42"	66"	29"	1,297	1,366
24"	42"	72"	29"	1,356	1,416
24"	42"	78"	29"	1,416	1,461
24"	42"	84"	29"	1,567	1,614
24"	48"	60"	29"	1,239	1,323
24"	48"	66"	29"	1,297	1,366
24"	48"	72"	29"	1,356	1,416
24"	48"	78"	29"	1,416	1,461
24"	48"	84"	29"	1,567	1,614
24"	54"	60"	29"	1,360	1,348
24"	54"	66"	29"	1,395	1,385
24"	54"	72"	29"	1,425	1,430
24"	54"	78"	29"	1,451	1,475
24"	54"	84"	29"	1,601	1,624
30"	48"	60"	29"	1,318	1,362
30"	48"	66"	29"	1,352	1,400
30"	48"	72"	29"	1,392	1,438
30"	48"	78"	29"	1,436	1,473
30"	48"	84"	29"	1,586	1,623
30"	54"	60"	29"	1,362	1,410
30"	54"	66"	29"	1,400	1,448
30"	54"	72"	29"	1,436	1,492
30"	54"	78"	29"	1,487	1,529
30"	54"	84"	29"	1,640	1,681

Features & Specifications

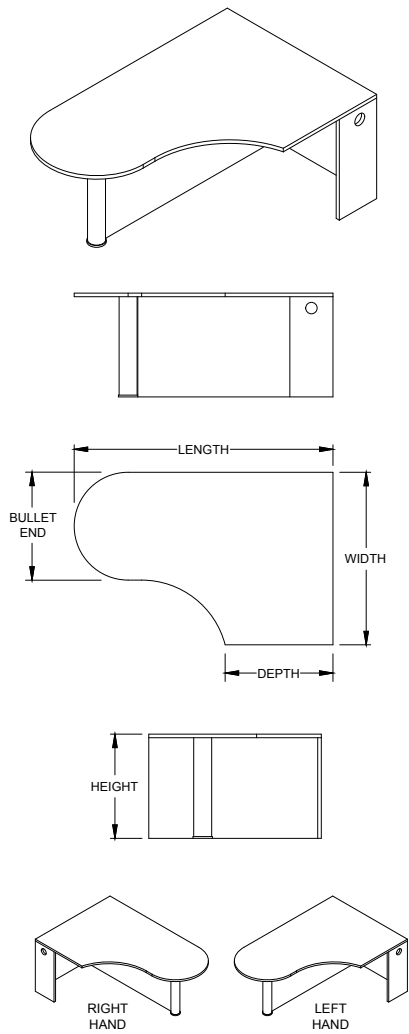
No Charge Options

Optional Extra



ORDER CODE SAMPLE						
ITEM CODE	WIDTH	DEPTH	LENGTH	BULLET END	LAMINATE	HAND
NHEAN	W48	D24	L60	B24	M1	R

- 1" thick LPL gables and modesty with 1" leveling
  - Includes one metal 3" diameter post leg
  - Recessed gable(s) include grommet for wire pass through
  - Laminate codes - M1: 1" LPL, H1: 1" HPL (worksurface only)
  - Specify handedness left 'L' or right 'R' when ordering
- No Charge Options
- All standard laminates and metal finishes available
- Optional Extra
- 3" Grommet (AG30A) add code(s) 'GL', 'GC' and/or 'GR', add \$76 per grommet



Features & Specifications

No Charge Options

Optional Extra

OVERALL SIZE				LAMINATE	
DEPTH	WIDTH	LENGTH	HEIGHT	PRICE M1	PRICE H1
24"	42"	60"	29"	1,542	1,624
24"	42"	66"	29"	1,599	1,670
24"	42"	72"	29"	1,658	1,718
24"	42"	78"	29"	1,718	1,762
24"	42"	84"	29"	1,870	1,913
24"	48"	60"	29"	1,542	1,624
24"	48"	66"	29"	1,599	1,670
24"	48"	72"	29"	1,658	1,718
24"	48"	78"	29"	1,718	1,762
24"	48"	84"	29"	1,870	1,913
24"	54"	60"	29"	1,660	1,648
24"	54"	66"	29"	1,699	1,684
24"	54"	72"	29"	1,725	1,732
24"	54"	78"	29"	1,751	1,777
24"	54"	84"	29"	1,903	1,927
30"	48"	60"	29"	1,620	1,667
30"	48"	66"	29"	1,654	1,704
30"	48"	72"	29"	1,697	1,739
30"	48"	78"	29"	1,737	1,775
30"	48"	84"	29"	1,886	1,926
30"	54"	60"	29"	1,667	1,709
30"	54"	66"	29"	1,704	1,749
30"	54"	72"	29"	1,737	1,795
30"	54"	78"	29"	1,786	1,832
30"	54"	84"	29"	1,940	1,982

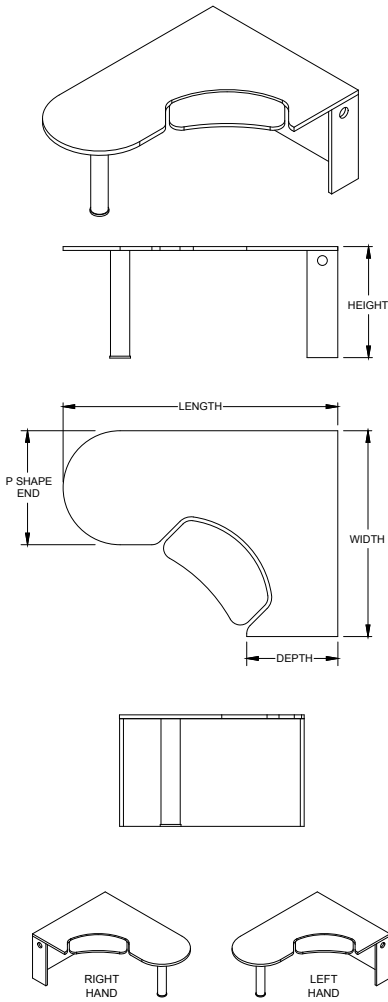


ORDER CODE SAMPLE							
ITEM CODE	WIDTH	DEPTH	LENGTH	BULLET END	LAMINATE	HAND	OPTION
NHDAN	W42	D24	L60	B24	M1	R	TM

- 1" thick LPL gables and modesty with 1" leveling
- Includes one metal 3" diameter post leg
- Full modesty (FM) is standard
- Recessed gable(s) include grommet for wire pass through
- Laminate codes - M1: 1" LPL, H1: 1" HPL (worksurface only)
- Specify handedness left 'L' or right 'R' when ordering

- All standard laminates and metal finishes available
- Full modesty panel 'FM'
- 1/2 modesty panel (12") 'TM'

- 1/4 modesty panels (7") 'QM' add \$224
- 3" Grommet (AG30A) add code(s) 'GL', 'GC' and/or 'GR', add \$76 per grommet



OVERALL SIZE				LAMINATE	
LENGTH	WIDTH	DEPTH	P END	PRICE M1	PRICE H1
66"	48"	24"	30"	1,758	1,850
72"	48"	24"	30"	1,816	1,910
78"	48"	24"	30"	1,875	1,971
84"	48"	24"	30"	2,028	2,122
66"	54"	24"	30"	1,860	1,951
72"	54"	24"	30"	1,884	1,996
78"	54"	24"	30"	1,910	2,038
84"	54"	24"	30"	2,062	2,192
66"	48"	30"	30"	1,813	1,909
72"	48"	30"	30"	1,853	1,949
78"	48"	30"	30"	1,896	1,991
84"	48"	30"	30"	2,047	2,139
66"	54"	30"	30"	1,862	1,954
72"	54"	30"	30"	1,896	2,007
78"	30"	78"	30"	1,947	2,042
84"	30"	84"	30"	2,097	2,193

Features & Specifications

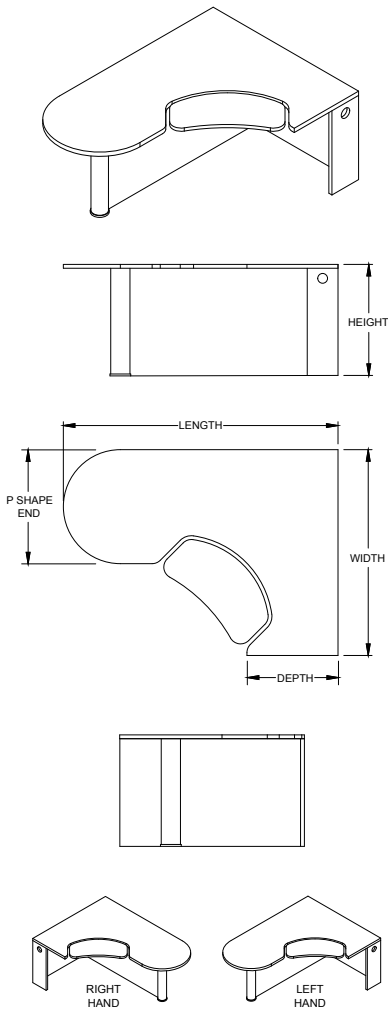
No Charge Options

Optional Extra



ORDER CODE SAMPLE						
ITEM CODE	WIDTH	DEPTH	LENGTH	P END	LAMINATE	HAND
NHLAN	W48	D24	L78	P30	M1	R

- 1" thick LPL gables and modesty with 1" leveling
  - Includes one metal 3" diameter post leg
  - Recessed gable(s) include grommet for wire pass through
  - Keyboard platform and mechanism included
  - Laminate codes - M1: 1" LPL, H1: 1" HPL (worksurface only)
  - Specify handedness left 'L' or right 'R' when ordering
- No Charge Options
- All standard laminates and metal finishes available
- Optional Extra
- 3" Grommet (AG30A) add code(s) 'GL', 'GC' and/or 'GR', add \$76 per grommet



OVERALL SIZE				LAMINATE	
LENGTH	WIDTH	DEPTH	P END	PRICE M1	PRICE H1
66"	48"	24"	30"	2,058	2,154
72"	48"	24"	30"	2,117	2,213
78"	48"	24"	30"	2,181	2,272
84"	48"	24"	30"	2,330	2,424
66"	54"	24"	30"	2,159	2,254
72"	54"	24"	30"	2,186	2,297
78"	54"	24"	30"	2,213	2,341
84"	54"	24"	30"	2,363	2,492
66"	48"	30"	30"	2,116	2,209
72"	48"	30"	30"	2,156	2,250
78"	48"	30"	30"	2,195	2,293
84"	48"	30"	30"	2,348	2,442
66"	54"	30"	30"	2,162	2,258
72"	54"	30"	30"	2,195	2,312
78"	54"	30"	30"	2,249	2,344
84"	54"	30"	30"	2,398	2,494

Features & Specifications

No Charge Options

Optional Extra

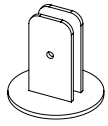


ORDER CODE SAMPLE							
ITEM CODE	WIDTH	DEPTH	LENGTH	P END	LAMINATE	HAND	OPTION
NHMAN	W48	D24	L66	P30	M1	R	SM

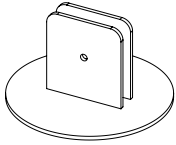
- 1" thick LPL gables and modesty with 1" leveling
- Includes one metal 3" diameter post leg
- Full modesty (FM) is standard
- Recessed gable(s) include grommet for wire pass through
- Keyboard platform and mechanism included
- Laminate codes - M1: 1" LPL, H1: 1" HPL (worksurface only)
- Specify handedness left 'L' or right 'R' when ordering

- All standard laminates and metal finishes available
- Full modesty panel 'FM'
- 1/2 modesty panel (12") 'TM'

- 1/4 modesty panels (7") 'QM' add \$224
- 3" Grommet (AG30A) add code(s) 'GL', 'GC' and/or 'GR', add \$76 per grommet



NAPSD S



NAPSD F

Features & Specifications

SINGLE		
CONFIGURATION	SIZE	PRICE EACH
S	4" DIA x 4" H	143

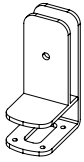
FREESTANDING		
CONFIGURATION	SIZE	PRICE EACH
F	7" DIA x 4" H	237



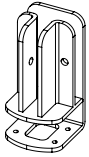
ORDER CODE SAMPLE	
ITEM CODE	CONFIGURATION
NAPSD	F

- Desk mounted brackets for privacy screens

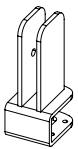




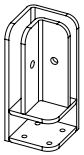
NAESD S



NAESD T



NAESD E



NAESD C

Features & Specifications

SINGLE		
CONFIGURATION	SIZE	PRICE EACH
S	2" D x 3" L x 5" H	143

T SHAPE		
CONFIGURATION	SIZE	PRICE EACH
T	2" D x 3" L x 5" H	143

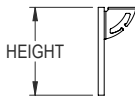
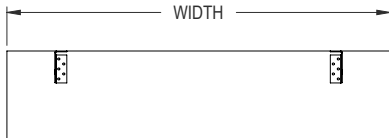
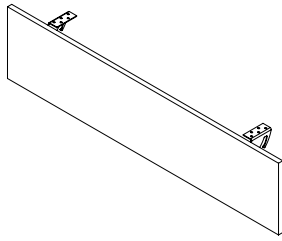
END		
CONFIGURATION	SIZE	PRICE EACH
E	2" D x 3" L x 5" H	143

CORNER		
CONFIGURATION	SIZE	PRICE EACH
C	2" D x 3" L x 5" H	143



ORDER CODE SAMPLE	
ITEM CODE	CONFIGURATION
NAESD	C

- Desk mounted brackets for privacy screens



OVERALL SIZE			
WIDTH	HEIGHT	FOR USE WITH TABLE WIDTH	PRICE
28"	12"	36"	440
34"	12"	42"	460
40"	12"	48"	472
46"	12"	54"	499
52"	12"	60"	522
58"	12"	66"	536
64"	12"	72"	552
70"	12"	78"	575
76"	12"	84"	598

Features & Specifications

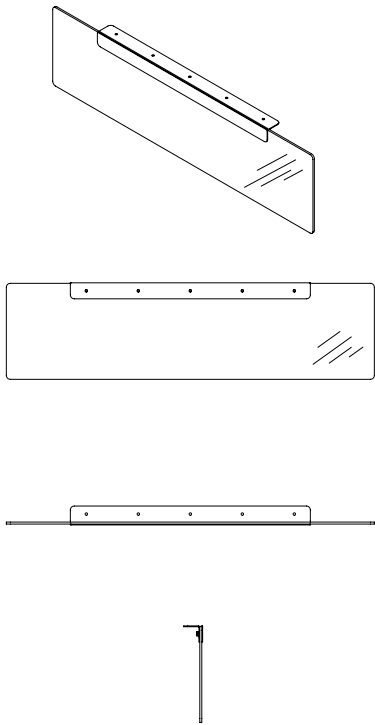


ORDER CODE SAMPLE	
ITEM CODE	WIDTH
NAMLA	46

- Modesty panel constructed from 3/4" LPL laminate with all sides edged
- Includes bracket with wire management hooks
- Includes mounting hardware
- Panel sized to be 8" less than the mounting surface width (eg. 60" width uses 52" modesty)

No Charge Options

- All standard laminate finishes available
- All standard metal finishes available for bracket



OVERALL SIZE			
WIDTH	HEIGHT	FOR USE WITH TABLE WIDTH	PRICE
28"	12"	36"	406
34"	12"	42"	473
40"	12"	48"	544
46"	12"	54"	611
52"	12"	60"	682
58"	12"	66"	750
64"	12"	72"	821
70"	12"	78"	889
76"	12"	84"	956

Features & Specifications

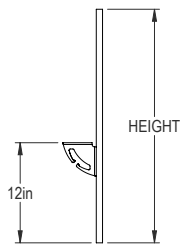

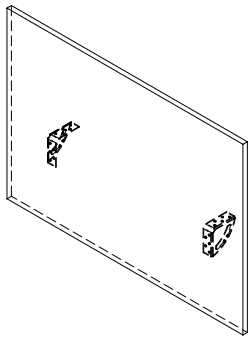


ORDER CODE SAMPLE		
ITEM CODE	WIDTH	HEIGHT
NAMPA	46	12

- Modesty panel constructed from 1/4" frosted (one side) acrylic panel
- Includes bracket
- Includes mounting hardware
- Panel sized to be 8" less than the mounting surface width (eg. 60" width uses 52" modesty)

No Charge Options

- All standard metal finishes available



**Features & Specifications**

**No Charge Options**

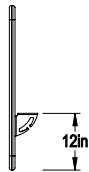
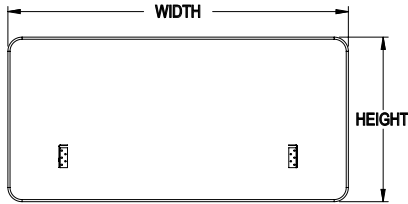
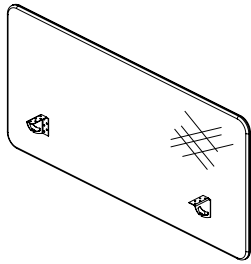
OVERALL SIZE		
WIDTH	HEIGHT	PRICE
36"	28"	702
42"	28"	725
48"	28"	736
54"	28"	762
60"	28"	785
66"	28"	801
72"	28"	816
78"	28"	839
84"	28"	860



ORDER CODE SAMPLE	
ITEM CODE	WIDTH
NAPPA	46

- Privacy panel constructed from 3/4" LPL laminate with all sides edged
- Includes bracket with wire management hooks
- Includes mounting hardware
- Intended to be mounted so that 15" sits above the desk and 12" below
- Cannot be mounted to knife edge

- All standard laminate finishes available
- All standard metal finishes are available for bracket



Features & Specifications

No Charge Options

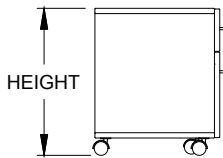
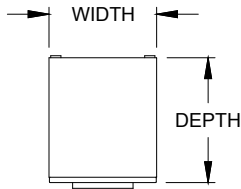
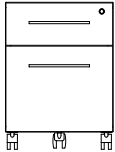
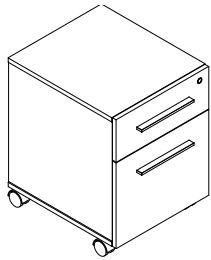
OVERALL SIZE		FABRIC PRICE			
WIDTH	HEIGHT	GRADE 0 (G0)	GRADE 1 (G1)	GRADE 2 (G2)	GRADE 3 (G3)
18"	29"	469	517	537	561
24"	29"	549	604	631	659
30"	29"	661	728	761	792
36"	29"	683	751	785	821
42"	29"	725	799	835	872
48"	29"	799	877	917	957
54"	29"	907	1,001	1,043	1,089
60"	29"	1,068	1,175	1,228	1,283



ORDER CODE SAMPLE		
ITEM CODE	WIDTH	FABRIC
NAPFA	46	G1

- Fabric is tackable
- Specify fabric, add code: Grade 0 'G0', Grade 1 'G1', Grade 2 'G2' or Grade 3 'G3'
- Nominal thickness is 1"
- Includes bracket with wire management hooks
- Includes mounting hardware
- Cannot be mounted to knife edge

- All standard laminate finishes available
- All standard metal finishes are available for bracket



OVERALL SIZE			
WIDTH	DEPTH	HEIGHT	PRICE M3
15.75"	18.75"	21.25"	890
15.75"	22"	21.25"	912
15.75"	28"	21.25"	933



ORDER CODE SAMPLE						
ITEM CODE	WIDTH	DEPTH	HEIGHT	LAMINATE	LOCK	OPTION
N1BFM	W15.75	D18.75	H21.25	M3	LBB	HF

Features & Specifications

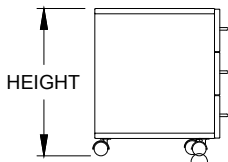
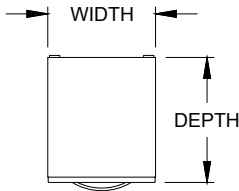
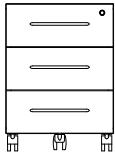
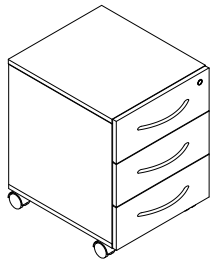
- 3/4" Thick LPL case construction that features front hidden caster to prevent tipping
- One pencil tray, file hanging bars and lock(s) included

No Charge Options

- All standard laminate finishes available
- Specify lock option: BRC standard black 'LBB', silver 'LBS'

Optional Extra

- High pressure drawer fronts add code 'HF' and add \$187



OVERALL SIZE			
WIDTH	DEPTH	HEIGHT	PRICE M3
15.75"	18.75"	21.25"	890
15.75"	22"	21.25"	912
15.75"	28"	21.25"	933



ORDER CODE SAMPLE						
ITEM CODE	WIDTH	DEPTH	HEIGHT	LAMINATE	LOCK	OPTION
NBBBM	W15.75	D18.75	H21.25	M3	LBB	HF

Features & Specifications

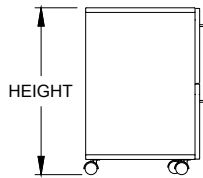
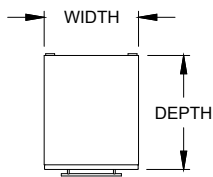
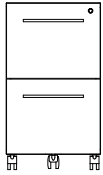

- 3/4" Thick LPL case construction that features front hidden caster to prevent tipping
- One pencil tray included
- Includes lock(s)

No Charge Options

- All standard laminate finishes available
- Specify lock option: BRC standard black 'LBB', silver 'LBS'

Optional Extra

- High pressure drawer fronts add code 'HF' and add \$278



OVERALL SIZE			
WIDTH	DEPTH	HEIGHT	PRICE M3
15.75"	18.75"	27.5"	890
15.75"	22"	27.5"	912
15.75"	28"	27.5"	933



ORDER CODE SAMPLE						
ITEM CODE	WIDTH	DEPTH	HEIGHT	LAMINATE	LOCK	OPTION
NP2FM	W15.75	D18.75	H27.5	M3	LBB	HF

Features & Specifications

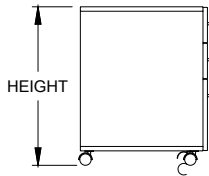
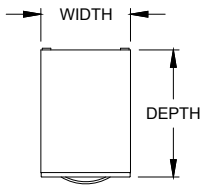
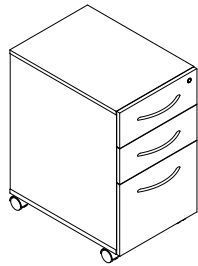
- 3/4" Thick LPL case construction that features front hidden caster to prevent tipping
- File hanging bars and lock(s) included

No Charge Options

- All standard laminate finishes available
- Specify lock option: BRC standard black 'LBB', silver 'LBS'

Optional Extra

- High pressure drawer fronts add code 'HF' and add \$187



OVERALL SIZE			
WIDTH	DEPTH	HEIGHT	PRICE M3
15.75"	18.75"	27.5"	890
15.75"	22"	27.5"	912
15.75"	28"	27.5"	933



ORDER CODE SAMPLE						
ITEM CODE	WIDTH	DEPTH	HEIGHT	LAMINATE	LOCK	OPTION
NBBFM	W15.75	D18.75	H27.5	M3	LBB	HF

Features & Specifications

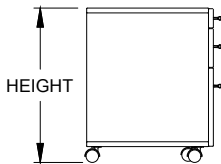
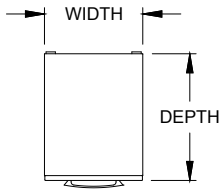
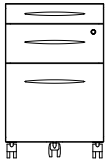

- 3/4" Thick LPL case construction that features front hidden caster to prevent tipping
- One pencil tray, file hanging bars and lock(s) included

No Charge Options

- All standard laminate finishes available
- Specify lock option: BRC standard black 'LBB', silver 'LBS'

Optional Extra

- High pressure drawer fronts add code 'HF' and add \$278



OVERALL SIZE			
WIDTH	DEPTH	HEIGHT	PRICE M3
15.75"	18.75"	24.5"	890
15.75"	22"	24.5"	912
15.75"	28"	24.5"	933



ORDER CODE SAMPLE						
ITEM CODE	WIDTH	DEPTH	HEIGHT	LAMINATE	LOCK	OPTION
NPBFM	W15.75	D18.75	H27.5	M3	LBB	HF

Features & Specifications

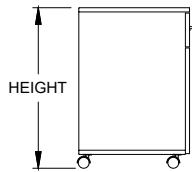
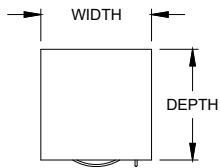
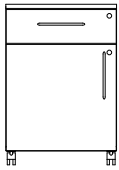
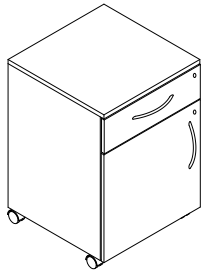
- 3/4" Thick LPL case construction that features front hidden caster to prevent tipping
- One pencil tray, file hanging bars and lock(s) included

No Charge Options

- All standard laminate finishes available
- Specify lock option: BRC standard black 'LBB', silver 'LBS'

Optional Extra

- High pressure drawer fronts add code 'HF' and add \$278



HINGED LEFT (HL) SHOWN

OVERALL SIZE			
WIDTH	DEPTH	HEIGHT	PRICE M3
15.75"	18.75"	27.5"	890
15.75"	22"	27.5"	912
15.75"	28"	27.5"	933



ORDER CODE SAMPLE							
ITEM CODE	WIDTH	DEPTH	HEIGHT	LAMINATE	HAND	LOCK	OPTION
NGPTM	W15.75	D18.75	H27.5	M3	HL	LBB	HF

Features & Specifications


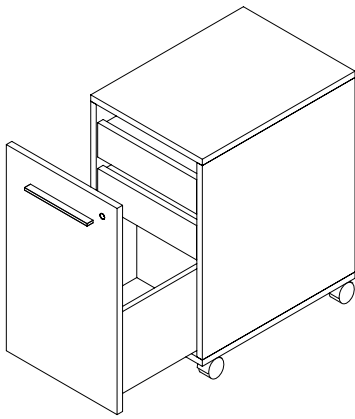
- 3/4" Thick LPL case construction
- One pencil tray and lock(s) included
- One 3/4" thick adjustable shelf in storage space
- Specify hinged left 'HL' or hinged right 'HR' when ordering

No Charge Options

- All standard laminate finishes available
- Specify lock option: BRC standard black 'LBB', silver 'LBS'

Optional Extra

- High pressure drawer and doors fronts add code 'HF' and add \$187



OVERALL SIZE			
WIDTH	DEPTH	HEIGHT	PRICE
15.75	18.75	27.5	1,145
15.75	22	27.5	1,168
15.75	28	27.5	1,192



ORDER CODE SAMPLE					
ITEM CODE	WIDTH	DEPTH	HEIGHT	LOCK	OPTION
NBGPM	W15.75	D18.75	H27.5	LBB	HF

Features & Specifications

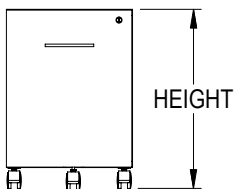

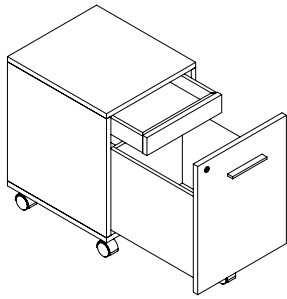
- 3/4" Thick LPL case construction that features front hidden caster to prevent tipping
- Includes lock(s)
- Bag drawer with reinforced bottom

No Charge Options

- All standard laminate finishes available
- Specify lock option: BRC standard black 'LBB', silver 'LBS'

Optional Extra

- High pressure drawer front add code 'HF' and add \$94



OVERALL SIZE			
WIDTH	DEPTH	HEIGHT	PRICE
15.75	18.75	22	1,145
15.75	22	22	1,168
15.75	28	22	1,192



ORDER CODE SAMPLE					
ITEM CODE	WIDTH	DEPTH	HEIGHT	LOCK	OPTION
NBGOM	W15.75	D18.75	H22	LBB	HF

Features & Specifications


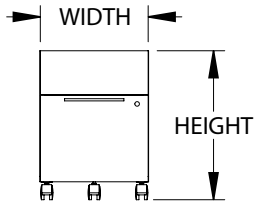
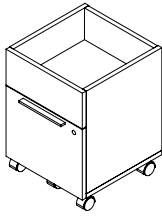
- 3/4" Thick LPL case construction that features front hidden caster to prevent tipping
- Includes lock(s)
- Bag drawer with reinforced bottom

No Charge Options

- All standard laminate finishes available
- Specify lock option: BRC standard black 'LBB', silver 'LBS'

Optional Extra

- High pressure drawer front add code 'HF' and add \$94



OVERALL SIZE			
WIDTH	DEPTH	HEIGHT	PRICE
15.75	18.75	22	962
15.75	22	22	985
15.75	28	22	1,008



ORDER CODE SAMPLE					
ITEM CODE	WIDTH	DEPTH	HEIGHT	LOCK	OPTION
NBGTM	W15.75	D22	H22	LBB	HF

Features & Specifications

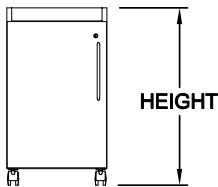
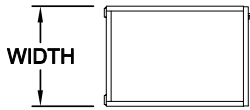

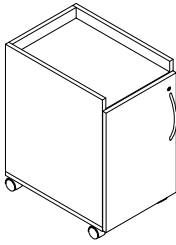
- 3/4" Thick LPL case construction that features front hidden caster to prevent tipping
- Includes lock(s)
- Bag drawer with reinforced bottom

No Charge Options

- All standard laminate finishes available
- Specify lock option: BRC standard black 'LBB', silver 'LBS'

Optional Extra

- High pressure drawer front add code 'HF' and add \$94



HINGED LEFT (HL) SHOWN

OVERALL SIZE			
WIDTH	DEPTH	HEIGHT	PRICE
15.75	18.75	27.5	890
15.75	22	27.5	912
15.75	28	27.5	933



ORDER CODE SAMPLE						
ITEM CODE	WIDTH	DEPTH	HEIGHT	HAND	LOCK	OPTION
NNMCM	W15.75	D22	H27.5	HL	LBB	HF

Features & Specifications

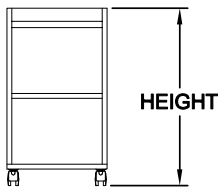
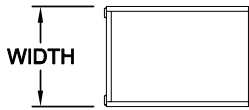

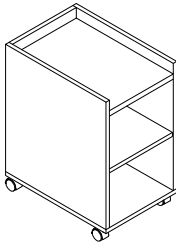
- 3/4" Thick LPL case construction
- Includes lock(s)
- Specify hinged left 'HL' or hinged right 'HR' when ordering

No Charge Options

- All standard laminate finishes available
- Specify lock option: BRC standard black 'LBB', silver 'LBS'

Optional Extra

- High pressure drawer front add code 'HF' and add \$94



OVERALL SIZE			
WIDTH	DEPTH	HEIGHT	PRICE
15.75	18.75	27.5	611
15.75	22	27.5	633
15.75	28	27.5	655

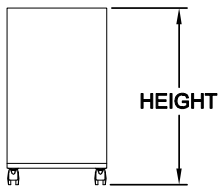
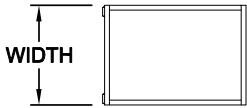

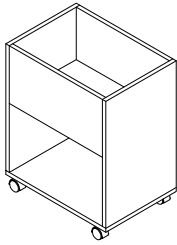
Features & Specifications

No Charge Options



ORDER CODE SAMPLE			
ITEM CODE	WIDTH	DEPTH	HEIGHT
NNMOM	W15.75	D27.5	H27.5

- 3/4" Thick LPL case construction
- All standard laminate finishes available



OVERALL SIZE			
WIDTH	DEPTH	HEIGHT	PRICE
15.75	18.75	27.5	611
15.75	22	27.5	633
15.75	28	27.5	655

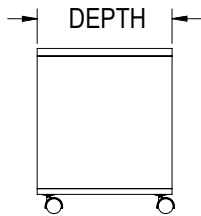

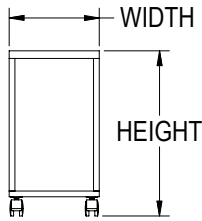
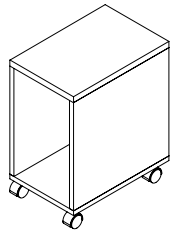
Features & Specifications

No Charge Options



ORDER CODE SAMPLE			
ITEM CODE	WIDTH	DEPTH	HEIGHT
NNMUM	W15.75	D22	H27.5

- 3/4" Thick LPL case construction
- All standard laminate finishes available



**OVERALL SIZE**

WIDTH	DEPTH	HEIGHT	PRICE
9"	18.75"	16"	785
12"	18.75"	16"	785
16"	18.75"	16"	805
24"	18.75"	16"	805
9"	24"	16"	825
12"	24"	16"	825
16"	24"	16"	846
24"	24"	16"	846
9"	18.75"	21.25"	825
12"	18.75"	21.25"	825
16"	18.75"	21.25"	846
24"	18.75"	21.25"	846
9"	24"	21.25"	867
12"	24"	21.25"	867
16"	24"	21.25"	889
24"	24"	21.25"	889
9"	18.75"	29"	825
12"	18.75"	29"	825
16"	18.75"	29"	846
24"	18.75"	29"	846
9"	24"	29"	867
12"	24"	29"	867
16"	24"	29"	889
24"	24"	29"	889



**ORDER CODE SAMPLE**

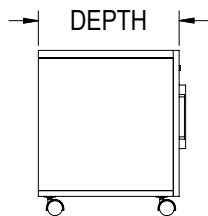

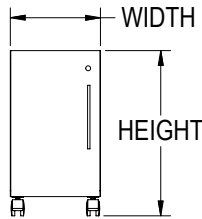
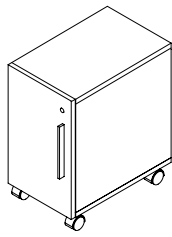
ITEM CODE	WIDTH	DEPTH	HEIGHT
NBDOM	W16	D24	H16

**Features & Specifications**

- All 3/4" thick LPL case construction
- Does not include a shelf

**No Charge Options**

- All standard laminate finishes available



HINGED LEFT (HL) SHOWN

**OVERALL SIZE**

WIDTH	DEPTH	HEIGHT	PRICE
9"	18.75"	16"	970
12"	18.75"	16"	970
16"	18.75"	16"	990
24"	18.75"	16"	990
9"	24"	16"	1,010
12"	24"	16"	1,010
16"	24"	16"	1,031
24"	24"	16"	1,031
9"	18.75"	21.25"	995
12"	18.75"	21.25"	995
16"	18.75"	21.25"	1,015
24"	18.75"	21.25"	1,015
9"	24"	21.25"	1,036
12"	24"	21.25"	1,036
16"	24"	21.25"	1,057
24"	24"	21.25"	1,057
9"	18.75"	29"	1,010
12"	18.75"	29"	1,010
16"	18.75"	29"	1,031
24"	18.75"	29"	1,031
9"	24"	29"	1,052
12"	24"	29"	1,052
16"	24"	29"	1,074
24"	24"	29"	1,074



**ORDER CODE SAMPLE**

ITEM CODE	WIDTH	DEPTH	HEIGHT	HAND	LOCK	OPTION
NBDCM	W24	D18.75	H29	HR	LBB	HF

**Features & Specifications**

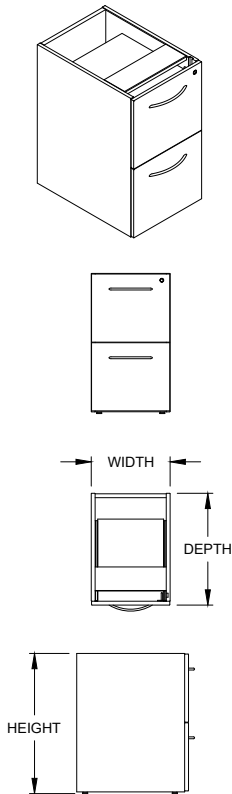
- All 3/4" thick LPL case construction
- Includes lock(s)
- Does not include a shelf
- Laminate codes - M1: 1" LPL, H1: 1" HPL (top only)
- Specify hinged left 'HL' or hinged right 'HR' when ordering

**No Charge Options**

- All standard laminate finishes available
- Specify lock option: BRC standard black 'LBB', silver 'LBS'

**Optional Extra**

- High pressure drawer front add code 'HF' and add \$94



OVERALL SIZE			
WIDTH	DEPTH	HEIGHT	PRICE
15.75"	18.75"	28"	784
15.75"	22"	28"	800
15.75"	28"	28"	824
15.75"	18.75"	27.25"	784
15.75"	22"	27.25"	800
15.75"	28"	27.25"	824



ORDER CODE SAMPLE					
ITEM CODE	WIDTH	DEPTH	HEIGHT	LOCK	OPTION
NSUGZ	W15.75	D18.75	H28	LBB	HF CW

Features & Specifications

- One inch of leveling
- 3/4" LPL Case construction
- Includes locks and file hanging bars
- Can be used to support a worksurface or freestanding with a top

No Charge Options

- All standard laminate finishes available
- Specify lock option: BRC standard black 'LBB', silver 'LBS'

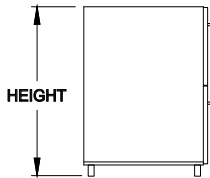
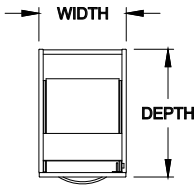
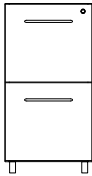
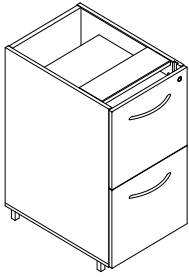
Optional Extra

- High pressure drawer fronts add code 'HF' and add \$187
- Counterweight add code 'CW' and add \$137
- Full inset top option, add code 'FT' and \$74



SPECIAL NOTES

- This storage product must be secured or ganged to an additional support structure (eg: wall, adjacent cabinet)



OVERALL SIZE			
WIDTH	DEPTH	HEIGHT	PRICE
15.75"	18.75"	28"	901
15.75"	22"	28"	916
15.75"	28"	28"	936
15.75"	18.75"	27.25"	901
15.75"	22"	27.25"	916
15.75"	28"	27.25"	936



ORDER CODE SAMPLE					
ITEM CODE	WIDTH	DEPTH	HEIGHT	LOCK	OPTION
NSUGY	W15.75	D18.75	H28	LBB	HF CW

Features & Specifications

- One inch of leveling
- 3/4" LPL Case construction
- Includes locks and file hanging bars
- Can be used to support a worksurface or freestanding with a top

No Charge Options

- All standard laminates and metal finishes available
- Specify lock option: BRC standard black 'LBB', silver 'LBS'

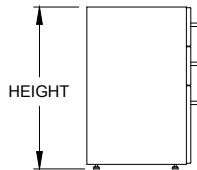
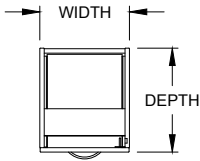
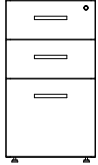
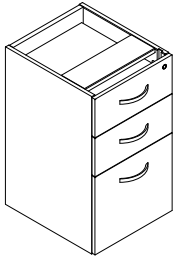
Optional Extra

- High pressure drawer fronts add code 'HF' and add \$187
- Counterweight add code 'CW' and add \$137
- Full inset top option, add code 'FT' and \$74



SPECIAL NOTES

- This storage product must be secured or ganged to an additional support structure (eg: wall, adjacent cabinet)



OVERALL SIZE			
WIDTH	DEPTH	HEIGHT	PRICE
15.75"	18.75"	28"	791
15.75"	22"	28"	813
15.75"	28"	28"	837
15.75"	18.75"	27.25"	791
15.75"	22"	27.25"	813
15.75"	28"	27.25"	837

Features & Specifications

- One inch of leveling
- 3/4" LPL Case construction
- Includes locks and file hanging bars
- Can be used to support a worksurface or freestanding with a top

No Charge Options

- All standard laminate finishes available
- Specify lock option: BRC standard black 'LBB', silver 'LBS'

Optional Extra

- High pressure drawer fronts add code 'HF' and add \$278
- Counterweight add code 'CW' and add \$137

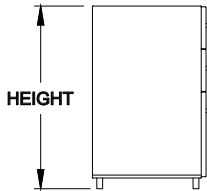
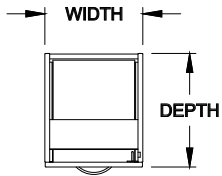
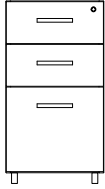
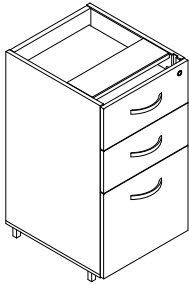


SPECIAL NOTES

- This storage product must be secured or ganged to an additional support structure (eg: wall, adjacent cabinet)



ORDER CODE SAMPLE					
ITEM CODE	WIDTH	DEPTH	HEIGHT	LOCK	OPTION
NSUMZ	W15.75	D18.75	H28	LBB	HF CW



OVERALL SIZE			
WIDTH	DEPTH	HEIGHT	PRICE
15.75"	18.75"	28"	901
15.75"	22"	28"	916
15.75"	28"	28"	936
15.75"	18.75"	27.25"	901
15.75"	22"	27.25"	916
15.75"	28"	27.25"	936



ORDER CODE SAMPLE					
ITEM CODE	WIDTH	DEPTH	HEIGHT	LOCK	OPTION
NSUMY	W15.75	D18.75	H28	LBB	HF CW

Features & Specifications

- One inch of leveling
- 3/4" LPL Case construction
- Includes locks and file hanging bars
- Box drawer includes pencil tray
- Can be used to support a worksurface or freestanding with a top

No Charge Options

- All standard laminates and metal finishes available
- Specify lock option: BRC standard black 'LBB', silver 'LBS'

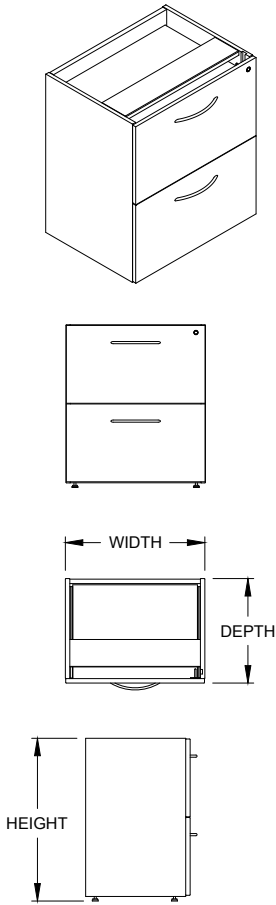
Optional Extra

- High pressure drawer fronts add code 'HF' and add \$278
- Counterweight add code 'CW' and add \$137



SPECIAL NOTES

- This storage product must be secured or ganged to an additional support structure (eg: wall, adjacent cabinet)



OVERALL SIZE			
WIDTH	DEPTH	HEIGHT	PRICE
24"	18.75"	28"	971
30"	18.75"	28"	1,059
36"	18.75"	28"	1,147
24"	20"	28"	993
30"	20"	28"	1,082
36"	20"	28"	1,170
24"	22"	28"	993
30"	22"	28"	1,082
36"	22"	28"	1,170
24"	28"	28"	1,014
30"	28"	28"	1,105
36"	28"	28"	1,193
24"	18.75"	27.25"	971
30"	18.75"	27.25"	1,059
36"	18.75"	27.25"	1,147
24"	20"	27.25"	993
30"	20"	27.25"	1,082
36"	20"	27.25"	1,170
24"	22"	27.25"	993
30"	22"	27.25"	1,082
36"	22"	27.25"	1,170
24"	28"	27.25"	1,014
30"	28"	27.25"	1,105
36"	28"	27.25"	1,193

Features & Specifications

No Charge Options

Optional Extra



SPECIAL NOTES



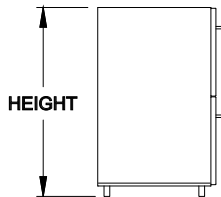
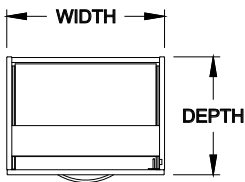
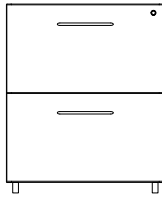
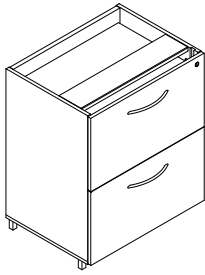
ORDER CODE SAMPLE					
ITEM CODE	WIDTH	DEPTH	HEIGHT	LOCK	OPTION
NSUFZ	W24	D18.75	H28	LBB	HF CW FT

- One inch of leveling
- 3/4" LPL Case construction
- Includes locks and file hanging bars
- Inter-lock (anti-tilt) mechanism included; only one drawer opens at a time
- Can be used to support a worksurface or freestanding with a top

- All standard laminate finishes available
- Specify lock option: BRC standard black 'LBB', silver 'LBS'

- High pressure drawer fronts add code 'HF' and add \$187
- Counterweight add code 'CW' and add \$137
- Full inset top available, add code 'FT' and \$74

- This storage product must be secured or ganged to an additional support structure (eg: wall, adjacent cabinet)



OVERALL SIZE			
WIDTH	DEPTH	HEIGHT	PRICE
24"	18.75"	28"	1,105
30"	18.75"	28"	1,193
36"	18.75"	28"	1,281
24"	20"	28"	1,124
30"	20"	28"	1,214
36"	20"	28"	1,301
24"	22"	28"	1,124
30"	22"	28"	1,214
36"	22"	28"	1,301
24"	28"	28"	1,147
30"	28"	28"	1,238
36"	28"	28"	1,326
24"	18.75"	27.25"	1,105
30"	18.75"	27.25"	1,193
36"	18.75"	27.25"	1,281
24"	20"	27.25"	1,124
30"	20"	27.25"	1,214
36"	20"	27.25"	1,301
24"	22"	27.25"	1,124
30"	22"	27.25"	1,214
36"	22"	27.25"	1,301
24"	28"	27.25"	1,147
30"	28"	27.25"	1,238
36"	28"	27.25"	1,326

Features & Specifications

No Charge Options

Optional Extra

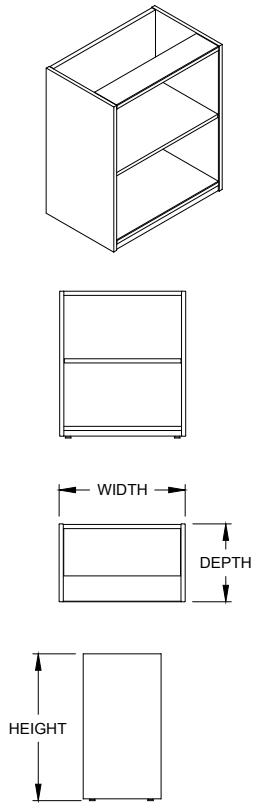


SPECIAL NOTES



ORDER CODE SAMPLE					
ITEM CODE	WIDTH	DEPTH	HEIGHT	LOCK	OPTION
NSUFY	W24	D18.75	H28	LBB	HF CW FT

- One inch of leveling
  - 3/4" LPL Case construction
  - Includes locks and file hanging bars
  - Inter-lock (anti-tilt) mechanism included; only one drawer opens at a time
  - Can be used to support a worksurface or freestanding with a top
- 
- All standard laminates and metal finishes available
  - Specify lock option: BRC standard black 'LBB', silver 'LBS'
- 
- High pressure drawer fronts add code 'HF' and add \$187
  - Counterweight add code 'CW' and add \$137
  - Full inset top available, add code 'FT' and \$74
- 
- This storage product must be secured or ganged to an additional support structure (eg: wall, adjacent cabinet)



OVERALL SIZE			
WIDTH	DEPTH	HEIGHT	PRICE
18"	18.75	28"	736
24"	18.75"	28"	760
30"	18.75"	28"	781
36"	18.75"	28"	802
18"	22"	28"	760
24"	22"	28"	781
30"	22"	28"	802
36"	22"	28"	826
18"	28"	28"	781
24"	28"	28"	802
30"	28"	28"	826
36"	28"	28"	849
18"	18.75	27.25"	736
24"	18.75"	27.25"	760
30"	18.75"	27.25"	781
36"	18.75"	27.25"	802
18"	22"	27.25"	760
24"	22"	27.25"	781
30"	22"	27.25"	802
36"	22"	27.25"	826
18"	28"	27.25"	781
24"	28"	27.25"	802
30"	28"	27.25"	826
36"	28"	27.25"	849

Features & Specifications

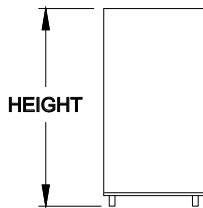
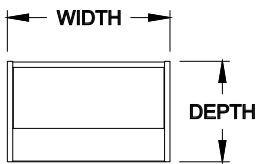

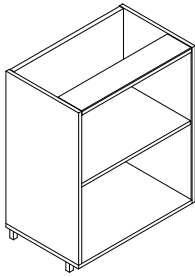


ORDER CODE SAMPLE			
ITEM CODE	WIDTH	DEPTH	HEIGHT
NSUOZ	W18	D18.75	H28

- One inch of leveling
- 3/4" LPL Case construction
- Includes one shelf with adjustment
- Can be used to support a worksurface or freestanding with a top

No Charge Options

- All standard laminate finishes available



Features & Specifications

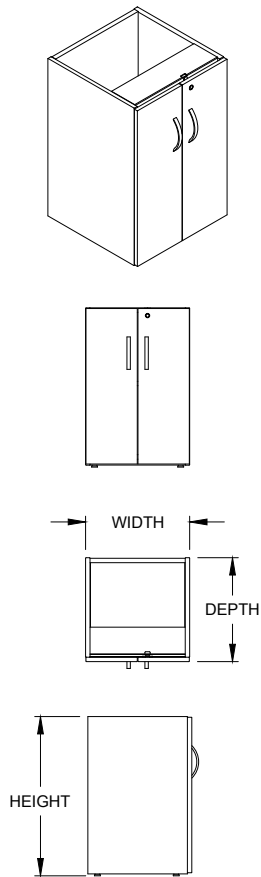
No Charge Options

OVERALL SIZE			
WIDTH	DEPTH	HEIGHT	PRICE
18"	18.75"	28"	869
24"	18.75"	28"	892
30"	18.75"	28"	915
36"	18.75"	28"	936
18"	22"	28"	892
24"	22"	28"	915
30"	22"	28"	936
36"	22"	28"	958
18"	28"	28"	915
24"	28"	28"	936
30"	28"	28"	958
36"	28"	28"	981
18"	18.75"	27.25"	869
24"	18.75"	27.25"	892
30"	18.75"	27.25"	915
36"	18.75"	27.25"	936
18"	22"	27.25"	892
24"	22"	27.25"	915
30"	22"	27.25"	936
36"	22"	27.25"	958
18"	28"	27.25"	915
24"	28"	27.25"	936
30"	28"	27.25"	958
36"	28"	27.25"	981



ORDER CODE SAMPLE			
ITEM CODE	WIDTH	DEPTH	HEIGHT
NSUOY	W18	D18.75	H28

- One inch of leveling
  - 3/4" LPL Case construction
  - Includes one shelf with adjustment
  - Can be used to support a worksurface or freestanding with a top
- 
- All standard laminates and metal finishes available



OVERALL SIZE			
WIDTH	DEPTH	HEIGHT	PRICE
24"	18.75"	28"	1,007
30"	18.75"	28"	1,031
36"	18.75"	28"	1,054
24"	22"	28"	1,031
30"	22"	28"	1,054
36"	22"	28"	1,072
24"	28"	28"	1,054
30"	28"	28"	1,072
36"	28"	28"	1,096
24"	18.75"	27.25"	1,007
30"	18.75"	27.25"	1,031
36"	18.75"	27.25"	1,054
24"	22"	27.25"	1,031
30"	22"	27.25"	1,054
36"	22"	27.25"	1,072
24"	28"	27.25"	1,054
30"	28"	27.25"	1,072
36"	28"	27.25"	1,096



ORDER CODE SAMPLE					
ITEM CODE	WIDTH	DEPTH	HEIGHT	LOCKS	OPTION
NSUCZ	W18	D28	H28	LBB	HF

Features & Specifications

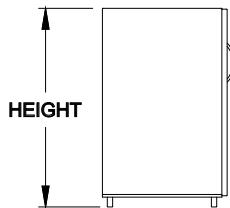
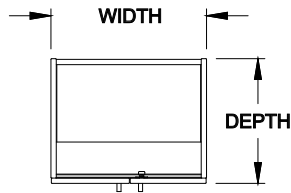
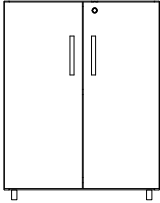
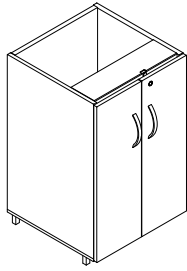
- One inch of leveling
- 3/4" LPL Case construction
- Includes one shelf with adjustment
- Includes Locks

No Charge Options

- All standard laminate finishes available
- Specify lock option: BRC standard black 'LBB', silver 'LBS'

Optional Extra

- High pressure door fronts add code 'HF' and add \$187



OVERALL SIZE			
WIDTH	DEPTH	HEIGHT	PRICE
24"	18.75"	28"	1,142
30"	18.75"	28"	1,162
36"	18.75"	28"	1,186
24"	22"	28"	1,162
30"	22"	28"	1,186
36"	22"	28"	1,207
24"	28"	28"	1,186
30"	28"	28"	1,207
36"	28"	28"	1,230
24"	18.75"	27.25"	1,142
30"	18.75"	27.25"	1,162
36"	18.75"	27.25"	1,186
24"	22"	27.25"	1,162
30"	22"	27.25"	1,186
36"	22"	27.25"	1,207
24"	28"	27.25"	1,186
30"	28"	27.25"	1,207
36"	28"	27.25"	1,230

Features & Specifications

- One inch of leveling
- 3/4" LPL Case construction
- Includes one shelf with adjustment
- Includes Locks

No Charge Options

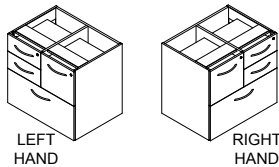
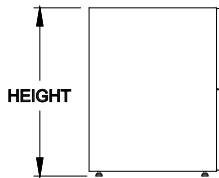
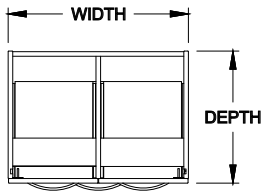
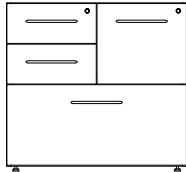
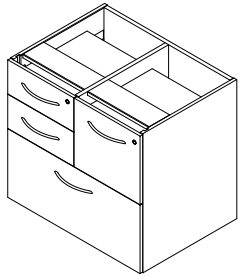
- All standard laminates and metal finishes available
- Specify lock option: BRC standard black 'LBB', silver 'LBS'

Optional Extra

- High pressure door fronts add code 'HF' and add \$187



ORDER CODE SAMPLE					
ITEM CODE	WIDTH	DEPTH	HEIGHT	LOCKS	OPTION
NSUCY	W18	D28	H28	LBB	HF



Features & Specifications

No Charge Options

Optional Extra



SPECIAL NOTES

OVERALL SIZE			
WIDTH	DEPTH	HEIGHT	PRICE
30"	18.75"	28"	1,247
30"	22"	28"	1,274
30"	28"	28"	1,328
36"	18.75"	28"	1,337
36"	22"	28"	1,364
36"	28"	28"	1,417
30"	18.75"	27.25"	1,247
30"	22"	27.25"	1,274
30"	28"	27.25"	1,328
36"	18.75"	27.25"	1,337
36"	22"	27.25"	1,364
36"	28"	27.25"	1,417



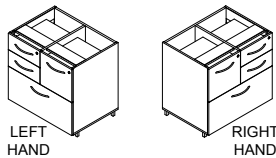
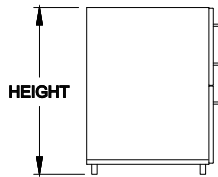
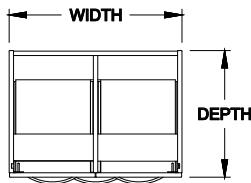
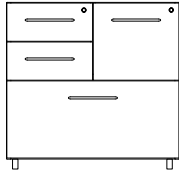
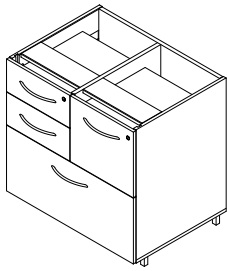
ORDER CODE SAMPLE						
ITEM CODE	WIDTH	DEPTH	HEIGHT	HAND	LOCK	OPTION
NPPAZ	W30	D18.75	H28	L	LBB	HF

- One inch of leveling
- 3/4" LPL Case construction
- Includes locks and file hanging bars
- Box drawer includes pencil tray
- Can be used to support a worksurface or freestanding with a top
- Specify handedness left 'L' or right 'R' when ordering

- All standard laminate finishes available
- Specify lock option: BRC standard black 'LBB', silver 'LBS'

- High pressure drawer fronts add code 'HF' and add \$371
- Counterweight add code 'CW' and add \$137

- This storage product must be secured or ganged to an additional support structure (eg: wall, adjacent cabinet)



Features & Specifications

No Charge Options

Optional Extra



SPECIAL NOTES

OVERALL SIZE			
WIDTH	DEPTH	HEIGHT	PRICE
30"	18.75"	28"	1,381
30"	22"	28"	1,409
30"	28"	28"	1,462
36"	18.75"	28"	1,470
36"	22"	28"	1,496
36"	28"	28"	1,550
30"	18.75"	27.25"	1,381
30"	22"	27.25"	1,409
30"	28"	27.25"	1,462
36"	18.75"	27.25"	1,470
36"	22"	27.25"	1,496
36"	28"	27.25"	1,550



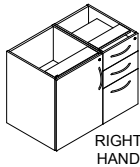
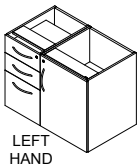
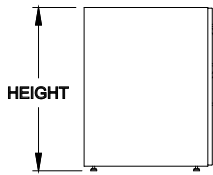
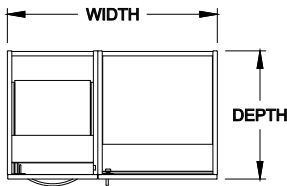
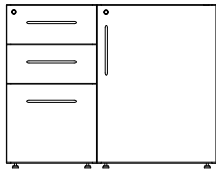
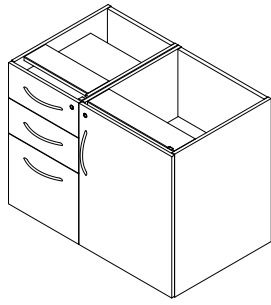
ORDER CODE SAMPLE						
ITEM CODE	WIDTH	DEPTH	HEIGHT	HAND	LOCK	OPTION
NPPAY	W30	D18.75	H28	L	LBB	HF

- One inch of leveling
- 3/4" LPL Case construction
- Includes locks and file hanging bars
- Box drawer includes pencil tray
- Can be used to support a worksurface or freestanding with a top
- Specify handedness left 'L' or right 'R' when ordering

- All standard laminates and metal finishes available
- Specify lock option: BRC standard black 'LBB', silver 'LBS'

- High pressure drawer fronts add code 'HF' and add \$371
- Counterweight add code 'CW' and add \$137

- This storage product must be secured or ganged to an additional support structure (eg: wall, adjacent cabinet)



Features & Specifications

No Charge Options

Optional Extra



SPECIAL NOTES

OVERALL SIZE

WIDTH	DEPTH	HEIGHT	PRICE
30"	18.75"	28"	1,616
30"	22"	28"	1,633
30"	28"	28"	1,658
36"	18.75"	28"	1,633
36"	22"	28"	1,658
36"	28"	28"	1,680
30"	18.75"	27.25"	1,616
30"	22"	27.25"	1,633
30"	28"	27.25"	1,658
36"	18.75"	27.25"	1,633
36"	22"	27.25"	1,658
36"	28"	27.25"	1,680



ORDER CODE SAMPLE

ITEM CODE	WIDTH	DEPTH	HEIGHT	HAND	LOCK	OPTION
NSUAZ	W30	D18.75	H28	L	LBB	HF

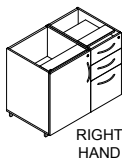
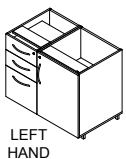
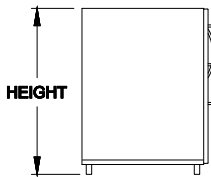
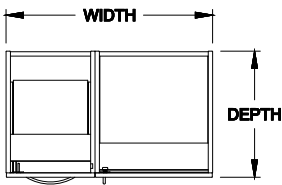
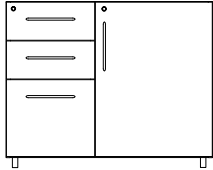
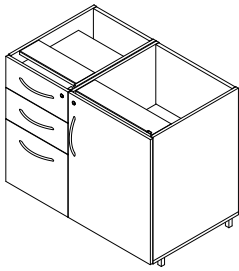
- One inch of leveling
- 3/4" LPL Case construction
- Includes locks and file hanging bars
- Box drawer includes pencil tray
- Includes one shelf with adjustment in storage space
- Can be used to support a worksurface or freestanding with a top
- Specify handedness left 'L' or right 'R' when ordering

- All standard laminate finishes available
- Specify lock option: BRC standard black 'LBB', silver 'LBS'

- High pressure drawer and door fronts add code 'HF' and add \$371
- Counterweight add code 'CW' and add \$137

- This storage product must be secured or ganged to an additional support structure (eg: wall, adjacent cabinet)





Features & Specifications

No Charge Options

Optional Extra



SPECIAL NOTES

OVERALL SIZE

WIDTH	DEPTH	HEIGHT	PRICE
30"	18.75"	28"	1,748
30"	22"	28"	1,769
30"	28"	28"	1,791
36"	18.75"	28"	1,769
36"	22"	28"	1,791
36"	28"	28"	1,812
30"	18.75"	27.25"	1,748
30"	22"	27.25"	1,769
30"	28"	27.25"	1,791
36"	18.75"	27.25"	1,769
36"	22"	27.25"	1,791
36"	28"	27.25"	1,812



ORDER CODE SAMPLE

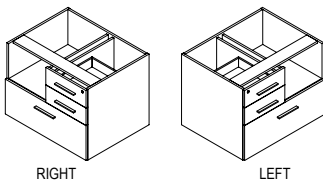
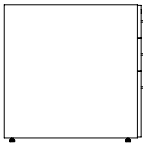
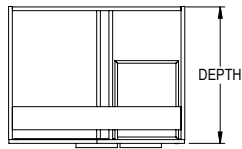
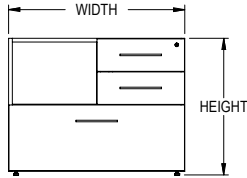
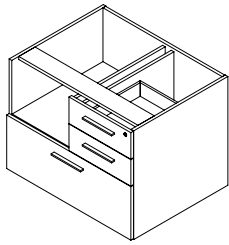
ITEM CODE	WIDTH	DEPTH	HEIGHT	HAND	LOCK	OPTION
NSUAY	W30	D18.75	H28	L	LBB	HF

- One inch of leveling
- 3/4" LPL Case construction
- Includes locks and file hanging bars
- Box drawer includes pencil tray
- Includes one shelf with adjustment in storage space
- Can be used to support a worksurface or freestanding with a top
- Specify handedness left 'L' or right 'R' when ordering

- All standard laminate finishes available
- Specify lock option: BRC standard black 'LBB', silver 'LBS'

- High pressure drawer fronts add code 'HF' and add \$371
- Counterweight add code 'CW' and add \$137

- This storage product must be secured or ganged to an additional support structure (eg: wall, adjacent cabinet)



Features & Specifications

No Charge Options

Optional Extra



SPECIAL NOTES

OVERALL SIZE

WIDTH	DEPTH	HEIGHT	PRICE
30"	18.75"	28"	1,146
30"	22"	28"	1,173
30"	28"	28"	1,228
36"	18.75"	28"	1,237
36"	22"	28"	1,264
36"	28"	28"	1,317
30"	18.75"	27.25"	1,146
30"	22"	27.25"	1,173
30"	28"	27.25"	1,228
36"	18.75"	27.25"	1,237
36"	22"	27.25"	1,264
36"	28"	27.25"	1,317



ORDER CODE SAMPLE

ITEM CODE	WIDTH	DEPTH	HEIGHT	HAND	LOCK	OPTION
NSMAZ	W30	D18.75	H28	L	LBB	HF

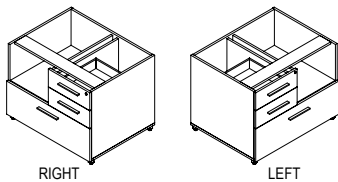
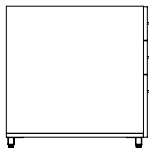
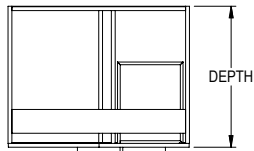
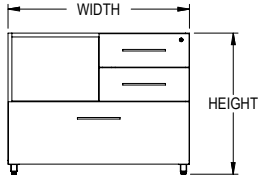
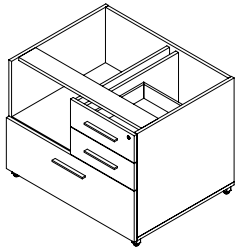
- One inch of leveling
- 3/4" LPL Case construction
- Includes locks and file hanging bars
- Box drawer includes pencil tray
- Can be used to support a worksurface or freestanding with a top
- Specify handedness left 'L' or right 'R' when ordering

- All standard laminates and metal finishes available
- Specify lock option: BRC standard black 'LBB', silver 'LBS'

- High pressure drawer fronts add code 'HF' and add \$278
- Counterweight add code 'CW' and add \$137

- This storage product must be secured or ganged to an additional support structure (eg: wall, adjacent cabinet)





Features & Specifications

No Charge Options

Optional Extra



SPECIAL NOTES

OVERALL SIZE			
WIDTH	DEPTH	HEIGHT	PRICE
30"	18.75"	28"	1,267
30"	22"	28"	1,295
30"	28"	28"	1,349
36"	18.75"	28"	1,358
36"	22"	28"	1,385
36"	28"	28"	1,438
30"	18.75"	27.25"	1,267
30"	22"	27.25"	1,295
30"	28"	27.25"	1,349
36"	18.75"	27.25"	1,358
36"	22"	27.25"	1,385
36"	28"	27.25"	1,438



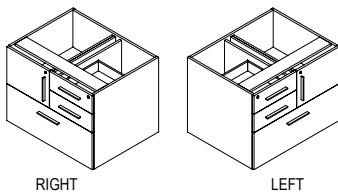
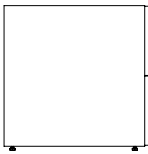
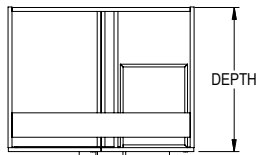
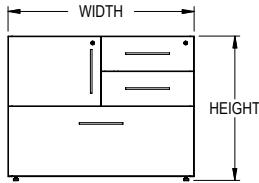
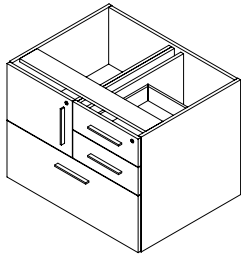
ORDER CODE SAMPLE						
ITEM CODE	WIDTH	DEPTH	HEIGHT	HAND	LOCK	OPTION
NSMAY	W30	D18.75	H28	L	LBB	HF

- One inch of leveling
- 3/4" LPL Case construction
- Includes locks and file hanging bars
- Box drawer includes pencil tray
- Can be used to support a worksurface or freestanding with a top
- Specify handedness left 'L' or right 'R' when ordering

- All standard laminate finishes available
- Specify lock option: BRC standard black 'LBB', silver 'LBS'

- High pressure drawer and door fronts add code 'HF' and add \$371
- Counterweight add code 'CW' and add \$137

- This storage product must be secured or ganged to an additional support structure (eg: wall, adjacent cabinet)



Features & Specifications

No Charge Options

Optional Extra



SPECIAL NOTES

OVERALL SIZE			
WIDTH	DEPTH	HEIGHT	PRICE
30"	18.75"	28"	1,187
30"	22"	28"	1,214
30"	28"	28"	1,269
36"	18.75"	28"	1,276
36"	22"	28"	1,303
36"	28"	28"	1,358
30"	18.75"	27.25"	1,187
30"	22"	27.25"	1,214
30"	28"	27.25"	1,269
36"	18.75"	27.25"	1,276
36"	22"	27.25"	1,303
36"	28"	27.25"	1,358



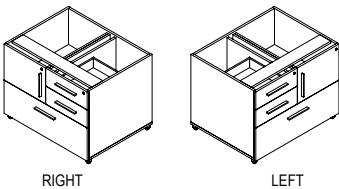
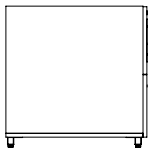
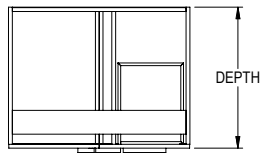
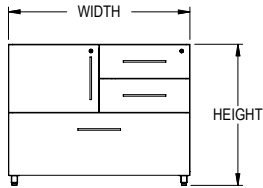
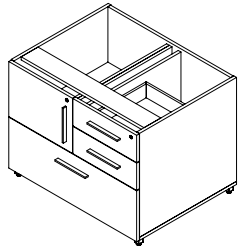
ORDER CODE SAMPLE						
ITEM CODE	WIDTH	DEPTH	HEIGHT	HAND	LOCK	OPTION
NSPAZ	W30	D18.75	H28	L	LBB	HF

- One inch of leveling
- 3/4" LPL Case construction
- Includes locks and file hanging bars
- Box drawer includes pencil tray
- Can be used to support a worksurface or freestanding with a top
- Specify handedness left 'L' or right 'R' when ordering

- All standard laminates and metal finishes available
- Specify lock option: BRC standard black 'LBB', silver 'LBS'

- High pressure drawer and door fronts add code 'HF' and add \$371
- Counterweight add code 'CW' and add \$137

- This storage product must be secured or ganged to an additional support structure (eg: wall, adjacent cabinet)



Features & Specifications

No Charge Options

Optional Extra



SPECIAL NOTES

OVERALL SIZE

WIDTH	DEPTH	HEIGHT	PRICE
30"	18.75"	28"	1,308
30"	22"	28"	1,401
30"	28"	28"	1,459
36"	18.75"	28"	1,468
36"	22"	28"	1,496
36"	28"	28"	1,552
30"	18.75"	27.25"	1,374
30"	22"	27.25"	1,401
30"	28"	27.25"	1,459
36"	18.75"	27.25"	1,468
36"	22"	27.25"	1,496
36"	28"	27.25"	1,552



ORDER CODE SAMPLE

ITEM CODE	WIDTH	DEPTH	HEIGHT	HAND	LOCK	OPTION
NSPAY	W30	D18.75	H28	L	LBB	HF

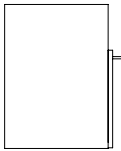
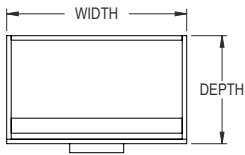
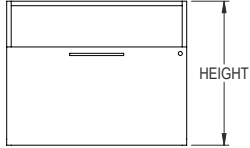
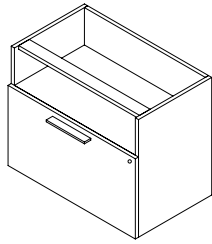
- One inch of leveling
- 3/4" LPL Case construction
- Includes locks and file hanging bars
- Box drawer includes pencil tray
- Can be used to support a worksurface or freestanding with a top
- Specify handedness left 'L' or right 'R' when ordering

- All standard laminates and metal finishes available
- Specify lock option: BRC standard black 'LBB', silver 'LBS'

- High pressure drawer and door fronts add code 'HF' and add \$371
- Counterweight add code 'CW' and add \$137

- This storage product must be secured or ganged to an additional support structure (eg: wall, adjacent cabinet)





OVERALL SIZE			LAMINATE
WIDTH	DEPTH	HEIGHT	PRICE
24"	20"	28"	857
30"	20"	28"	894
36"	20"	28"	933
24"	24"	28"	879
30"	24"	28"	916
36"	24"	28"	952
24"	30"	28"	901
30"	30"	28"	936
36"	30"	28"	975
24"	20"	27.25"	857
30"	20"	27.25"	894
36"	20"	27.25"	933
24"	24"	27.25"	879
30"	24"	27.25"	916
36"	24"	27.25"	952
24"	30"	27.25"	901
30"	30"	27.25"	936
36"	30"	27.25"	975

Features & Specifications

No Charge Options

Optional Extra



SPECIAL NOTES



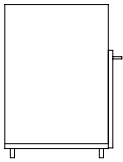
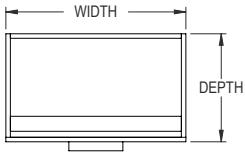
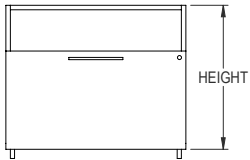
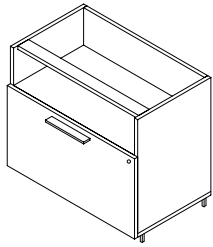
ORDER CODE SAMPLE					
ITEM CODE	WIDTH	DEPTH	HEIGHT	LOCK	OPTION
NLSUZ	W30	D20	H28	LBB	CW

- 3/4" Thick LPL case construction with one inch of leveling
- File hanging bars and lock(s) included

- All standard laminate finishes available
- Specify lock option: BRC standard black 'LBB', silver 'LBS'

- High pressure drawer and door fronts add code 'HF' and add \$94
- Counterweight add code 'CW' and add \$137

- This storage product must be secured or ganged to an additional support structure (eg: wall, adjacent cabinet)



OVERALL SIZE			LAMINATE
WIDTH	DEPTH	HEIGHT	PRICE
24"	20"	28"	982
30"	20"	28"	1,017
36"	20"	28"	1,056
24"	24"	28"	1,002
30"	24"	28"	1,039
36"	24"	28"	1,073
24"	30"	28"	1,022
30"	30"	28"	1,058
36"	30"	28"	1,095
24"	20"	27.25"	982
30"	20"	27.25"	1,017
36"	20"	27.25"	1,056
24"	24"	27.25"	1,002
30"	24"	27.25"	1,039
36"	24"	27.25"	1,073
24"	30"	27.25"	1,022
30"	30"	27.25"	1,058
36"	30"	27.25"	1,095

Features & Specifications

No Charge Options

Optional Extra



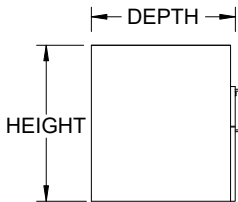
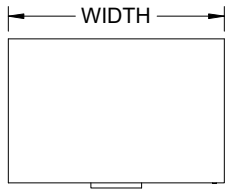
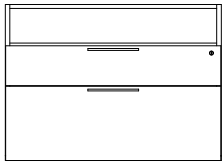
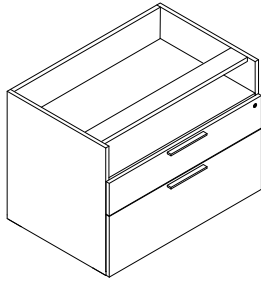
SPECIAL NOTES



ORDER CODE SAMPLE					
ITEM CODE	WIDTH	DEPTH	HEIGHT	LOCK	OPTION
NLSUY	W30	D20	H28	LBB	CW

- 3/4" Thick LPL case construction with one inch of leveling
- File hanging bars and lock(s) included
- All standard laminate & metal finishes available
- Specify lock option: BRC standard black 'LBB', silver 'LBS'
- High pressure drawer and door fronts add code 'HF' and add \$94
- Counterweight add code 'CW' and add \$137

- This storage product must be secured or ganged to an additional support structure (eg: wall, adjacent cabinet)



OVERALL SIZE			LAMINATE
WIDTH	DEPTH	HEIGHT	PRICE
24"	20"	28"	1,301
30"	20"	28"	1,320
36"	20"	28"	1,339
24"	24"	28"	1,320
30"	24"	28"	1,339
36"	24"	28"	1,361
24"	30"	28"	1,339
30"	30"	28"	1,361
36"	30"	28"	1,381
24"	20"	27.25"	1,301
30"	20"	27.25"	1,320
36"	20"	27.25"	1,339
24"	24"	27.25"	1,320
30"	24"	27.25"	1,339
36"	24"	27.25"	1,361
24"	30"	27.25"	1,339
30"	30"	27.25"	1,361
36"	30"	27.25"	1,381



ORDER CODE SAMPLE					
ITEM CODE	WIDTH	DEPTH	HEIGHT	LOCK	OPTION
NLOUZ	W30	D20	H28	LBB	CW

Features & Specifications

No Charge Options

Optional Extra



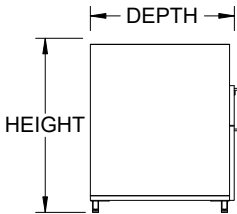
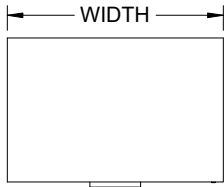
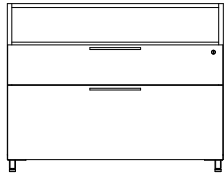
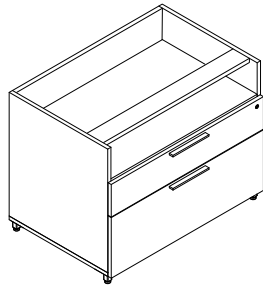
SPECIAL NOTES

- 3/4" Thick LPL case construction with one inch of leveling
- File hanging bars and lock(s) included

- All standard laminate finishes available
- Specify lock option: BRC standard black 'LBB', silver 'LBS'

- High pressure drawer and door fronts add code 'HF' and add \$187
- Counterweight add code 'CW' and add \$137

- This storage product must be secured or ganged to an additional support structure (eg: wall, adjacent cabinet)



OVERALL SIZE			LAMINATE
WIDTH	DEPTH	HEIGHT	PRICE
24"	20"	28"	1,412
30"	20"	28"	1,430
36"	20"	28"	1,451
24"	24"	28"	1,430
30"	24"	28"	1,451
36"	24"	28"	1,471
24"	30"	28"	1,451
30"	30"	28"	1,471
36"	30"	28"	1,491
24"	20"	27.25"	1,412
30"	20"	27.25"	1,430
36"	20"	27.25"	1,451
24"	24"	27.25"	1,430
30"	24"	27.25"	1,451
36"	24"	27.25"	1,471
24"	30"	27.25"	1,451
30"	30"	27.25"	1,471
36"	30"	27.25"	1,491



ORDER CODE SAMPLE					
ITEM CODE	WIDTH	DEPTH	HEIGHT	LOCK	OPTION
NLOUY	W30	D20	H28	LBB	CW

Features & Specifications

No Charge Options

Optional Extra



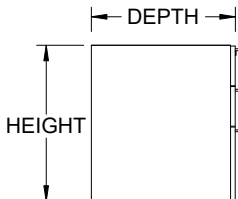
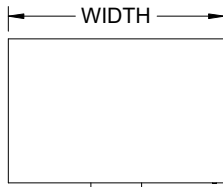
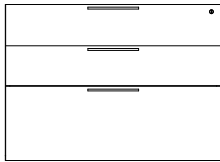
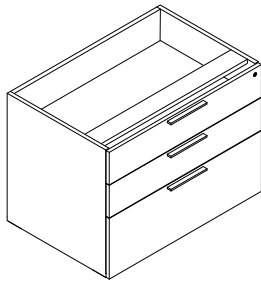
SPECIAL NOTES

- 3/4" Thick LPL case construction with one inch of leveling
- File hanging bars and lock(s) included

- All standard laminate & metal finishes available
- Specify lock option: BRC standard black 'LBB', silver 'LBS'

- High pressure drawer and door fronts add code 'HF' and add \$187
- Counterweight add code 'CW' and add \$137

- This storage product must be secured or ganged to an additional support structure (eg: wall, adjacent cabinet)



OVERALL SIZE			LAMINATE
WIDTH	DEPTH	HEIGHT	PRICE
24"	20"	28"	1,349
30"	20"	28"	1,366
36"	20"	28"	1,387
24"	24"	28"	1,366
30"	24"	28"	1,387
36"	24"	28"	1,409
24"	30"	28"	1,387
30"	30"	28"	1,409
36"	30"	28"	1,428
24"	20"	27.25"	1,349
30"	20"	27.25"	1,366
36"	20"	27.25"	1,387
24"	24"	27.25"	1,366
30"	24"	27.25"	1,387
36"	24"	27.25"	1,409
24"	30"	27.25"	1,387
30"	30"	27.25"	1,409
36"	30"	27.25"	1,428



ORDER CODE SAMPLE					
ITEM CODE	WIDTH	DEPTH	HEIGHT	LOCK	OPTION
NLBUZ	W30	D20	H28	LBB	CW

Features & Specifications

- 3/4" Thick LPL case construction with one inch of leveling
- File hanging bars and lock(s) included

No Charge Options

- All standard laminate & metal finishes available
- Specify lock option: BRC standard black 'LBB', silver 'LBS'

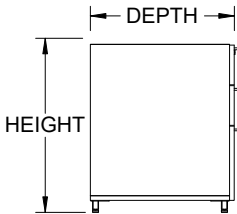
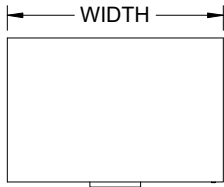
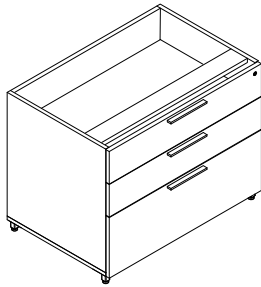
Optional Extra

- High pressure drawer and door fronts add code 'HF' and add \$278
- Counterweight add code 'CW' and add \$137



SPECIAL NOTES

- This storage product must be secured or ganged to an additional support structure (eg: wall, adjacent cabinet)



OVERALL SIZE			LAMINATE
WIDTH	DEPTH	HEIGHT	PRICE
24"	20"	28"	1,459
30"	20"	28"	1,478
36"	20"	28"	1,497
24"	24"	28"	1,478
30"	24"	28"	1,497
36"	24"	28"	1,519
24"	30"	28"	1,497
30"	30"	28"	1,519
36"	30"	28"	1,539
24"	20"	27.25"	1,459
30"	20"	27.25"	1,478
36"	20"	27.25"	1,497
24"	24"	27.25"	1,478
30"	24"	27.25"	1,497
36"	24"	27.25"	1,519
24"	30"	27.25"	1,497
30"	30"	27.25"	1,519
36"	30"	27.25"	1,539



ORDER CODE SAMPLE					
ITEM CODE	WIDTH	DEPTH	HEIGHT	LOCK	OPTION
NLBUY	W30	D20	H28	LBB	CW

Features & Specifications

No Charge Options

Optional Extra



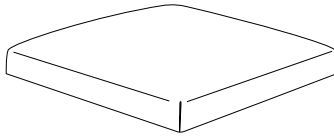
SPECIAL NOTES

- 3/4" Thick LPL case construction with one inch of leveling
- File hanging bars and lock(s) included

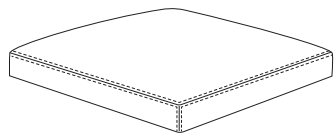
- All standard laminate & metal finishes available
- Specify lock option: BRC standard black 'LBB', silver 'LBS'

- High pressure drawer and door fronts add code 'HF' and add \$278
- Counterweight add code 'CW' and add \$137

- This storage product must be secured or ganged to an additional support structure (eg: wall, adjacent cabinet)



**BOX STYLE**



**SADDLE STITCH**

**Features & Specifications**

No Charge Options



**SPECIAL NOTES**

ORDER CODE	SIZE			FABRIC GRADE / PRICE				
	MODEL	WIDTH	DEPTH	HEIGHT	GRADE G0	GRADE G1	GRADE G2	GRADE G3
NEB1N	15.75"	18.75"	1"		290	409	457	527
NEB1N	15.75"	19.25"	1"		311	429	478	547
NEB1N	15.75"	22"	1"		311	429	478	547
NEB1N	15.75"	24"	1"		330	450	498	568
NEB1N	15.75"	28"	1"		350	470	519	585
NEB1N	15.75"	30"	1"		370	491	537	607
NEB2N	15.75"	18.75"	2"		311	429	478	547
NEB2N	15.75"	19.25"	2"		330	450	498	568
NEB2N	15.75"	22"	2"		330	450	498	568
NEB1N	15.75"	24"	2"		350	470	519	585
NEB2N	15.75"	28"	2"		370	491	537	607
NEB2N	15.75"	30"	2"		391	509	558	627

**FEATURES & SPECIFICATIONS**

- Box style fabric wrap, no visible stitching
- Reference the Fabric Specification page at the front of this book for details

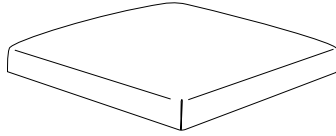
ORDER CODE	SIZE			FABRIC GRADE / PRICE				
	MODEL	WIDTH	DEPTH	HEIGHT	GRADE G0	GRADE G1	GRADE G2	GRADE G3
NES1N	15.75"	18.75"	1"		311	429	478	547
NES1N	15.75"	19.25"	1"		330	450	498	568
NES1N	15.75"	22"	1"		330	450	498	568
NES1N	15.75"	24"	1"		350	470	519	585
NES1N	15.75"	28"	1"		370	491	537	607
NES1N	15.75"	30"	1"		391	509	558	627
NES2N	15.75"	18.75"	2"		330	450	498	568
NES2N	15.75"	19.25"	2"		350	470	519	585
NES2N	15.75"	22"	2"		350	470	519	585
NES1N	15.75"	24"	2"		370	491	537	607
NES2N	15.75"	28"	2"		391	509	558	627
NES2N	15.75"	30"	2"		412	530	579	648

**FEATURES & SPECIFICATIONS**

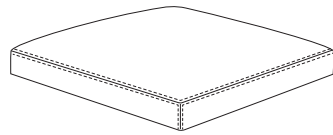
- Box style fabric wrap with visible saddle style stitching
- Reference the Fabric Specification page at the front of this book for details

ORDER CODE SAMPLE				
ITEM CODE	WIDTH	DEPTH	HEIGHT	GRADE
NES2N	W15.75	D24	H1	G2

- Product attaches using Velcro
- Specify fabric, add code: Grade 0 'G0', Grade 1 'G1', Grade 2 'G2' or Grade 3 'G3'
- All standard fabrics available
- BRC Does not warranty material, construction or labour on materials that are not supplied by BRC.



**BOX STYLE**



**SADDLE STITCH**

ORDER CODE	SIZE			FABRIC GRADE / PRICE			
	MODEL	WIDTH	DEPTH	HEIGHT	GRADE G0	GRADE G1	GRADE G2
NED1N	15.75"	18"	1"	290	409	457	527
NED1N	15.75"	19.25"	1"	311	429	478	547
NED1N	15.75"	21.25"	1"	311	429	478	547
NED1N	15.75"	27.25"	1"	350	470	519	585
NED2N	15.75"	18"	2"	311	429	478	547
NED2N	15.75"	19.25"	2"	330	450	498	568
NED2N	15.75"	21.25"	2"	330	450	498	568
NED2N	15.75"	27.25"	2"	370	491	537	607

**FEATURES & SPECIFICATIONS**

- Box style fabric wrap, no visible stitching
- Actual depths listed above; actual depths are 0.75" shorter than depth of mobile pedestal

ORDER CODE	SIZE			FABRIC GRADE / PRICE			
	MODEL	WIDTH	DEPTH	HEIGHT	GRADE G0	GRADE G1	GRADE G2
NEG1N	15.75"	18"	1"	311	429	478	547
NEG1N	15.75"	19.25"	1"	330	450	498	568
NEG1N	15.75"	21.25"	1"	330	450	498	568
NEG1N	15.75"	27.25"	1"	370	491	537	607
NEG2N	15.75"	18"	2"	330	450	498	568
NEG2N	15.75"	19.25"	2"	350	470	519	585
NEG2N	15.75"	21.25"	2"	350	470	519	585
NEG2N	15.75"	27.25"	2"	391	509	558	627

**FEATURES & SPECIFICATIONS**

- Box style fabric wrap with visible saddle style stitching
- Actual depths listed above; actual depths are 0.75" shorter than depth of mobile pedestal

ORDER CODE SAMPLE				
ITEM CODE	WIDTH	DEPTH	HEIGHT	GRADE
NEG2N	W15.75	D18	H1	G2

**Features & Specifications**

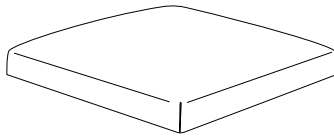
**No Charge Options**



**SPECIAL NOTES**

- Product attaches using Velcro
- Specify fabric, add code: Grade 0 'G0', Grade 1 'G1', Grade 2 'G2' or Grade 3 'G3'
- All standard fabrics available
- BRC Does not warranty material, construction or labour on materials that are not supplied by BRC.





**BOX STYLE**

ORDER CODE	SIZE			FABRIC GRADE / PRICE				
	MODEL	WIDTH	DEPTH	HEIGHT	GRADE G0	GRADE G1	GRADE G2	GRADE G3
NEC1N	18"	18.75"	1"		311	490	560	662
NEC1N	24"	18.75"	1"		330	508	581	683
NEC1N	30"	18.75"	1"		350	529	601	703
NEC1N	36"	18.75"	1"		370	549	622	723
NEC1N	42"	18.75"	1"		391	570	642	744
NEC1N	18"	19.25"	1"		330	508	581	683
NEC1N	24"	19.25"	1"		350	529	601	703
NEC1N	30"	19.25"	1"		391	570	642	744
NEC1N	36"	19.25"	1"		412	588	661	763
NEC1N	42"	19.25"	1"		430	609	682	784
NEC1N	18"	22.25"	1"		330	508	581	683
NEC1N	24"	22.25"	1"		350	529	601	703
NEC1N	30"	22.25"	1"		391	570	642	744
NEC1N	36"	22.25"	1"		412	588	661	763
NEC1N	42"	22.25"	1"		430	609	682	784
NEC1N	18"	24"	1"		350	529	601	703
NEC1N	24"	24"	1"		370	549	622	723
NEC1N	30"	24"	1"		391	570	642	744
NEC1N	36"	24"	1"		412	588	661	763
NEC1N	42"	24"	1"		430	609	682	784
NEC1N	18"	30"	1"		370	549	622	723
NEC1N	24"	30"	1"		391	570	642	744
NEC1N	30"	30"	1"		412	588	661	763
NEC1N	36"	30"	1"		430	609	682	784
NEC1N	42"	30"	1"		451	630	702	803
NEC2N	18"	18.75"	2"		330	508	581	683
NEC2N	24"	18.75"	2"		350	529	601	703
NEC2N	30"	18.75"	2"		370	549	622	723
NEC2N	36"	18.75"	2"		391	570	642	744
NEC2N	48"	18.75"	2"		412	588	661	763
NEC2N	18"	19.25"	2"		350	529	601	703
NEC2N	24"	19.25"	2"		370	549	622	723
NEC2N	30"	19.25"	2"		391	570	642	744
NEC2N	36"	19.25"	2"		412	588	661	763
NEC2N	48"	19.25"	2"		430	609	682	784
NEC2N	18"	22.25"	2"		350	529	601	703
NEC2N	24"	22.25"	2"		370	549	622	723
NEC2N	30"	22.25"	2"		391	570	642	744
NEC2N	36"	22.25"	2"		412	588	661	763
NEC2N	48"	22.25"	2"		430	609	682	784
NEC2N	18"	24"	2"		370	549	622	723
NEC2N	24"	24"	2"		391	570	642	744
NEC2N	30"	24"	2"		412	588	661	763
NEC2N	36"	24"	2"		430	609	682	784
NEC2N	48"	24"	2"		451	630	702	803
NEC2N	18"	30"	2"		391	570	642	744
NEC2N	24"	30"	2"		412	588	661	763
NEC2N	30"	30"	2"		430	609	682	784
NEC2N	36"	30"	2"		451	630	702	803
NEC2N	48"	30"	2"		478	657	729	830

ORDER CODE SAMPLE				
ITEM CODE	WIDTH	DEPTH	HEIGHT	GRADE
NEC2N	W18	D24	H2	G2

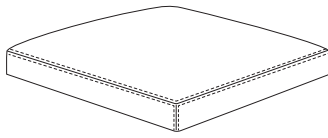
**Features & Specifications**

No Charge Options



**SPECIAL NOTES**

- Product attaches using Velcro
- Specify fabric, add code: Grade 0 'G0', Grade 1 'G1', Grade 2 'G2' or Grade 3 'G3'
- All standard fabrics available
- BRC Does not warranty material, construction or labour on materials that are not supplied by BRC.



SADDLE STITCH

ORDER CODE	SIZE			FABRIC GRADE / PRICE			
MODEL	WIDTH	DEPTH	HEIGHT	GRADE G0	GRADE G1	GRADE G2	GRADE G3
NEM1N	18"	18.75"	1"	330	508	581	683
NEM1N	24"	18.75"	1"	350	529	601	703
NEM1N	30"	18.75"	1"	370	549	622	723
NEM1N	36"	18.75"	1"	391	570	642	744
NEM1N	42"	18.75"	1"	412	588	661	763
NEM1N	18"	19.25"	1"	350	529	601	703
NEM1N	24"	19.25"	1"	370	549	622	723
NEM1N	30"	19.25"	1"	412	588	661	763
NEM1N	36"	19.25"	1"	430	609	682	784
NEM1N	42"	19.25"	1"	451	630	702	803
NEM1N	18"	22.25"	1"	350	529	601	703
NEM1N	24"	22.25"	1"	370	549	622	723
NEM1N	30"	22.25"	1"	412	588	661	763
NEM1N	36"	22.25"	1"	430	609	682	784
NEM1N	42"	22.25"	1"	451	630	702	803
NEM1N	18"	24"	1"	370	549	622	723
NEM1N	24"	24"	1"	391	570	642	744
NEM1N	30"	24"	1"	412	588	661	763
NEM1N	36"	24"	1"	430	609	682	784
NEM1N	42"	24"	1"	451	630	702	803
NEM1N	18"	30"	1"	391	570	642	744
NEM1N	24"	30"	1"	412	588	661	763
NEM1N	30"	30"	1"	430	609	682	784
NEM1N	36"	30"	1"	451	630	702	803
NEM1N	42"	30"	1"	471	650	722	824
NEM2N	18"	18.75"	2"	350	529	601	703
NEM2N	24"	18.75"	2"	370	549	622	723
NEM2N	30"	18.75"	2"	391	570	642	744
NEM2N	36"	18.75"	2"	412	588	661	763
NEM2N	42"	18.75"	2"	430	609	682	784
NEM2N	18"	19.25"	2"	370	549	622	723
NEM2N	24"	19.25"	2"	391	570	642	744
NEM2N	30"	19.25"	2"	412	588	661	763
NEM2N	36"	19.25"	2"	430	609	682	784
NEM2N	42"	19.25"	2"	451	630	702	803
NEM2N	18"	22.25"	2"	370	549	622	723
NEM2N	24"	22.25"	2"	391	570	642	744
NEM2N	30"	22.25"	2"	412	588	661	763
NEM2N	36"	22.25"	2"	430	609	682	784
NEM2N	42"	22.25"	2"	451	630	702	803
NEM2N	18"	24"	2"	391	570	642	744
NEM2N	24"	24"	2"	412	588	661	763
NEM2N	30"	24"	2"	430	609	682	784
NEM2N	36"	24"	2"	451	630	702	803
NEM2N	42"	24"	2"	471	650	722	824
NEM2N	18"	30"	2"	412	588	661	763
NEM2N	24"	30"	2"	430	609	682	784
NEM2N	30"	30"	2"	451	630	702	803
NEM2N	36"	30"	2"	471	650	722	824
NEM2N	42"	30"	2"	498	676	749	851

ORDER CODE SAMPLE				
ITEM CODE	WIDTH	DEPTH	HEIGHT	GRADE
NEM2N	W24	D30	H1	G1

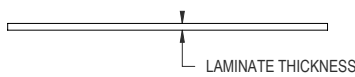
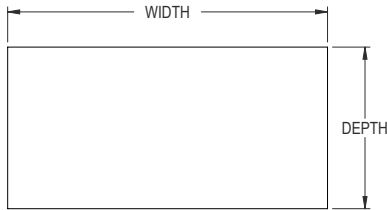
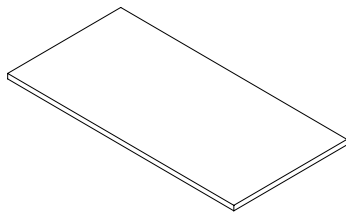
Features & Specifications

No Charge Options



SPECIAL NOTES

- Product attaches using Velcro
- Specify fabric, add code: Grade 0 'G0', Grade 1 'G1', Grade 2 'G2' or Grade 3 'G3'
- All standard fabrics available
- BRC Does not warranty material, construction or labour on materials that are not supplied by BRC.



OVERALL SIZE		LAMINATE PRICE	
WIDTH	DEPTH	M1	H1
15.75"	18.75"	224	311
18"	18.75"	230	319
24"	18.75"	235	326
30"	18.75"	271	376
36"	18.75"	296	412
42"	18.75"	302	420
48"	18.75"	307	427
54"	18.75"	405	564
60"	18.75"	411	571
66"	18.75"	415	579
72"	18.75"	422	586
84"	18.75"	427	592
96"	18.75"	432	600
102"	18.75"	437	607
108"	18.75"	442	615
15.75"	20"	230	319
18"	20"	235	326
24"	20"	241	333
30"	20"	276	384
36"	20"	302	420
42"	20"	307	427
48"	20"	312	433
54"	20"	411	571
60"	20"	415	579
66"	20"	422	586
72"	20"	427	592
84"	20"	432	600
96"	20"	437	607
102"	20"	442	615
108"	20"	448	621

OVERALL SIZE		LAMINATE PRICE	
WIDTH	DEPTH	M1	H1
15.75"	22"	235	326
18"	22"	241	333
24"	22"	245	340
30"	22"	282	391
36"	22"	307	427
42"	22"	312	433
48"	22"	319	442
54"	22"	415	579
60"	22"	422	586
66"	22"	427	592
72"	22"	432	600
84"	22"	437	607
96"	22"	442	615
102"	22"	448	621
108"	22"	452	628
15.75"	24"	235	326
18"	24"	241	333
24"	24"	245	340
30"	24"	282	391
36"	24"	307	427
42"	24"	312	433
48"	24"	319	442
54"	24"	415	579
60"	24"	422	586
66"	24"	427	592
72"	24"	432	600
84"	24"	437	607
96"	24"	442	615
102"	24"	448	621
108"	24"	452	628



ORDER CODE SAMPLE				
ITEM CODE	WIDTH	DEPTH	LAMINATE	OPTION
NTOPN	W36	D24	M1	GR

Features & Specifications

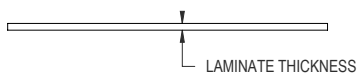
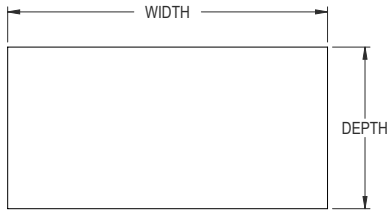
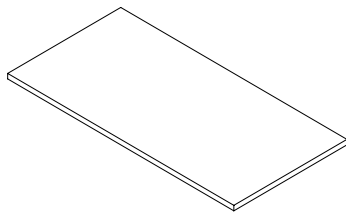
- Can be used in storage top and worksurface applications
- Does not include inserts or pilot holes under the worksurface
- Laminate codes - M1: 1" LPL, H1: 1" HPL
- LPL surfaces are finished on both sides; HPL surfaces are finished on one side only with backer on underside

No Charge Options

- All standard laminate finishes available

Optional Extra

- 3" Grommet (AG30A) add code(s) 'GL', 'GC' and/or 'GR', add \$76 per grommet



OVERALL SIZE		LAMINATE PRICE	
WIDTH	DEPTH	M1	H1
15.75"	28"	251	348
18"	28"	261	362
24"	28"	302	420
30"	28"	307	427
36"	28"	381	528
42"	28"	385	536
48"	28"	390	542
54"	28"	530	737
60"	28"	551	766
66"	28"	557	772
72"	28"	561	780
84"	28"	567	787
96"	28"	572	794
102"	28"	577	801
108"	28"	582	808
15.75	30"	255	354
18	30"	265	370
24	30"	307	427
30	30"	312	433
36	30"	385	536
42	30"	390	542
48	30"	395	549
54	30"	551	766
60	30"	557	772
66	30"	561	780
72	30"	567	787
84	30"	572	794
96	30"	577	801
102	30"	582	808
108	30"	588	816

OVERALL SIZE		LAMINATE PRICE	
WIDTH	DEPTH	M1	H1
48	36	566	786
54	36	572	794
60	36	577	801
66	36	582	808
72	36	587	815
84	36	592	823
96	36	598	829
102	36	603	837
108	36	607	845
114	36	1118	1553
120	36	1122	1560
132	36	1134	1575
144	36	1143	1589
156	36	1154	1604
168	36	1164	1618
180	36	1175	1632
192	36	1184	1647
216	36	1205	1676
240	36	1731	2407
288	36	1774	2463

Features & Specifications

- Can be used in storage top and worksurface applications
- Does not include inserts or pilot holes under the worksurface
- Laminate codes - M1: 1" LPL, H1: 1" HPL
- LPL surfaces are finished on both sides; HPL surfaces are finished on one side only with backer on underside

No Charge Options

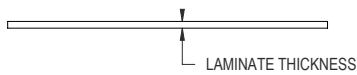
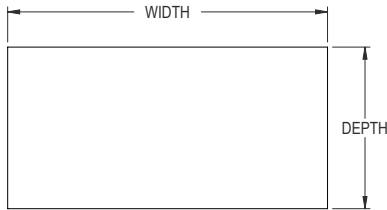
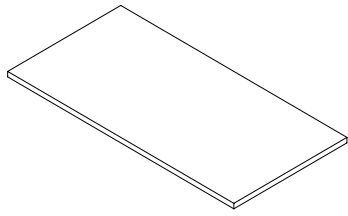
- All standard laminate finishes available

Optional Extra

- 3" Grommet (AG30A) add code(s) 'GL', 'GC' and/or 'GR', add \$76 per grommet



ORDER CODE SAMPLE				
ITEM CODE	WIDTH	DEPTH	LAMINATE	OPTION
NTOPN	W54	D30	M1	GR



OVERALL SIZE		LAMINATE PRICE	
WIDTH	DEPTH	M1	H1
60	42	577	801
66	42	582	808
72	42	587	815
84	42	592	823
96	42	598	829
102	42	603	837
108	42	607	845
114	42	1118	1553
120	42	1122	1560
132	42	1134	1575
144	42	1143	1589
156	42	1154	1604
168	42	1164	1618
180	42	1175	1632
192	42	1184	1647
216	42	1205	1676
240	42	1731	2407
288	42	1774	2463
60	48	577	801
66	48	582	808
72	48	587	815
84	48	592	823
96	48	598	829
102	48	603	837
108	48	607	845
114	48	1118	1553
120	48	1122	1560

OVERALL SIZE		LAMINATE PRICE	
WIDTH	DEPTH	M1	H1
132	48	1134	1575
144	48	1143	1589
156	48	1154	1604
168	48	1164	1618
180	48	1175	1632
192	48	1184	1647
216	48	1205	1676
240	48	1731	2407
288	48	1774	2463
60	60	577	801
66	60	582	808
72	60	587	815
84	60	592	823
96	60	598	829
102	60	603	837
108	60	607	845
114	60	1118	1553
120	60	1122	1560
132	60	1134	1575
144	60	1143	1589
156	60	1154	1604
168	60	1164	1618
180	60	1175	1632
192	60	1184	1647
216	60	1205	1676
240	60	1731	2407
288	60	1774	2463



ORDER CODE SAMPLE				
ITEM CODE	WIDTH	DEPTH	LAMINATE	OPTION
NTOPN	W102	D48	M3	GR

Features & Specifications

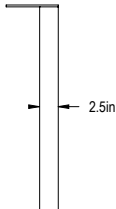
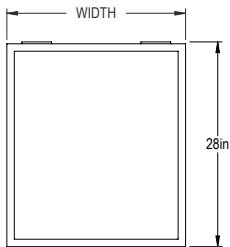

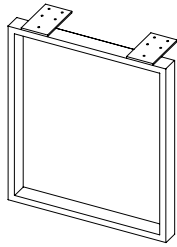
- Can be used in storage top and worksurface applications
- Does not include inserts or pilot holes under the worksurface
- Laminate codes - M1: 1" LPL, H1: 1" HPL
- LPL surfaces are finished on both sides; HPL surfaces are finished on one side only with backer on underside

No Charge Options

- All standard laminate finishes available

Optional Extra

- 3" Grommet (AG30A) add code(s) 'GL', 'GC' and/or 'GR', add \$76 per grommet



OVERALL SIZE	
WIDTH	PRICE
12"	478
24"	478
30"	478



ORDER CODE SAMPLE		
ITEM CODE	WIDTH	OPTION
NACBA	W24	CHROME

Features & Specifications

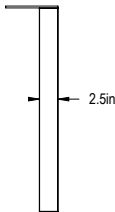



- Tubular steel construction with one inch of leveling
- 3/4" Fasteners included
- Specify finish option, paint or chrome

No Charge Options

- All standard metal finishes available

Optional Extra

- For chrome finish, add option code 'CHROME'. add \$490



OVERALL SIZE	
WIDTH	PRICE
12"	654
24"	654
30"	654

Features & Specifications

No Charge Options

Optional Extra

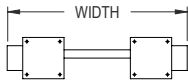

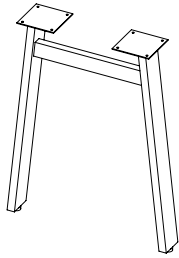


ORDER CODE SAMPLE		
ITEM CODE	WIDTH	OPTION
NAEBA	W24	CHROME

- Tubular steel construction with one inch of leveling
- 3/4" Fasteners included
- Laminate insert panel made from 3/4" LPL laminate
- Grain direction runs vertical where applicable
- Specify finish option, paint or chrome

- All standard metal finishes available and laminate finishes for insert panel

- For chrome finish, add option code 'CHROME'. add \$490



OVERALL SIZE		
WIDTH	FOR WORKSURFACE DEPTH	PRICE
22.25"	24"	517
28"	30"	517



ORDER CODE SAMPLE		
ITEM CODE	WIDTH	OPTION
NABAA	W28	BLACK

Features & Specifications

- Tubular steel construction with one inch of leveling
- 3/4" Fasteners included

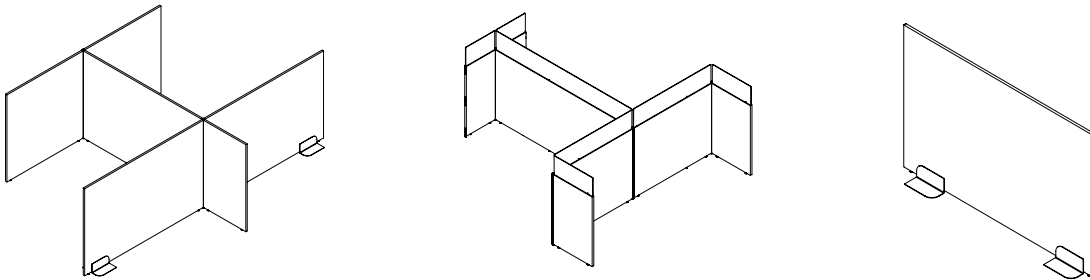
No Charge Options

- All standard metal finishes available

# Gallery Panel Introduction


## Summary

BRC expands on its gallery panels by offering new ways of connecting that allows for a semi-freestanding and fully freestanding application. By using a combination of gallery panel spines and supporting feet, offices can be configured to provide more privacy. The following pages can be used as a guideline to configure and select the best layout for your needs. Contact your BRC representative if you need more assistance.




## Panel Configuration

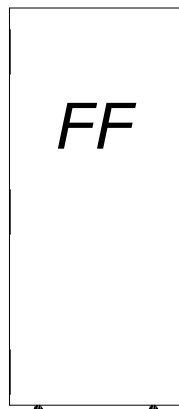
All panels are 1" LPL construction, edged on all sides and include levelers. Male and female connectors, and a blank end (no connectors) can be configured to allow 6 different panel options as follows:




Both sides have male connectors.



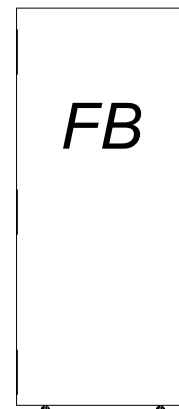
Male connector on one side, female connector on the other side.




Both sides have female connectors.



Male connector on one side, blank end on the other side.



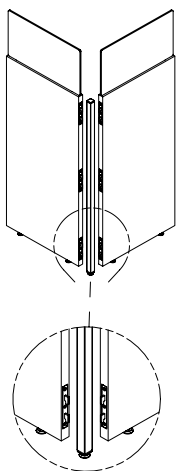
Female connector on one side, blank end on the other side.



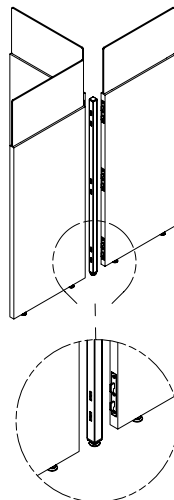
Both sides have a blank end.

## Gallery Spine

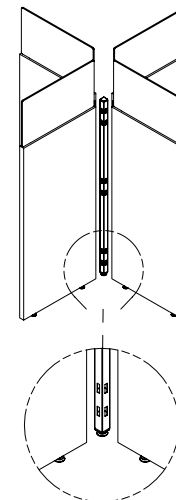
BRC's gallery spine is a 1" x 1" steel support that runs the entire vertical length of the panel. Any gallery panel with a male connector (MM, MF or MB) can be attached. The spine is available in two way, three way or four way 90° configurations. A spine is not required to connect panels end to end at 180°; panels with a male end and female end can be connected directly. Reference the following page for application examples.



2  
WAY



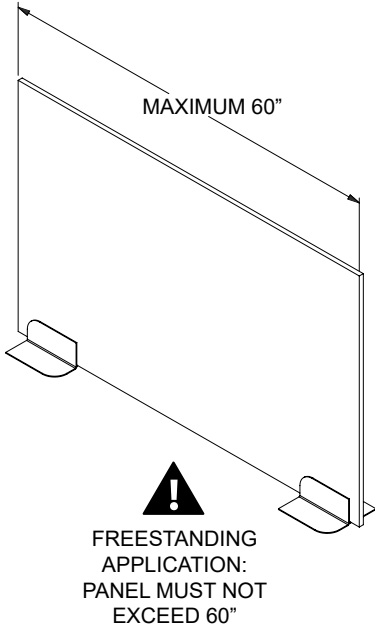
3  
WAY



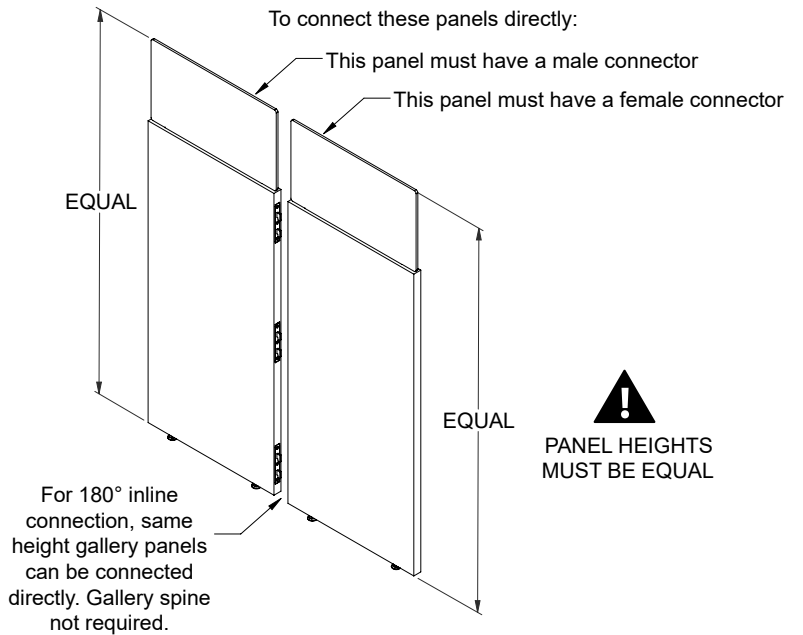
4  
WAY

## General Guidelines

- All panels connected in a run must be the same height
- Laminate only panels and panels with glazing cannot be combined in a single run
- A support foot must be used whenever an end of panel run exceeds 54"
- A single panel can be supported by two feet no longer than 60"
- Due to laminate woodgrain size restrictions, gallery panels are divided into two codes, one for widths 18'-60" and one for widths 66'-96"  
Woodgrain direction (if applicable) runs vertical on the smaller widths (18'-60") and horizontal on the larger widths (66'-96")



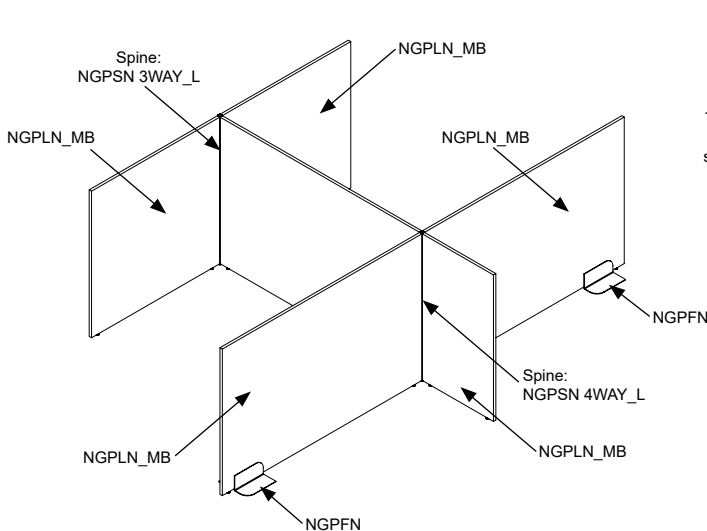
**Freestanding Application**



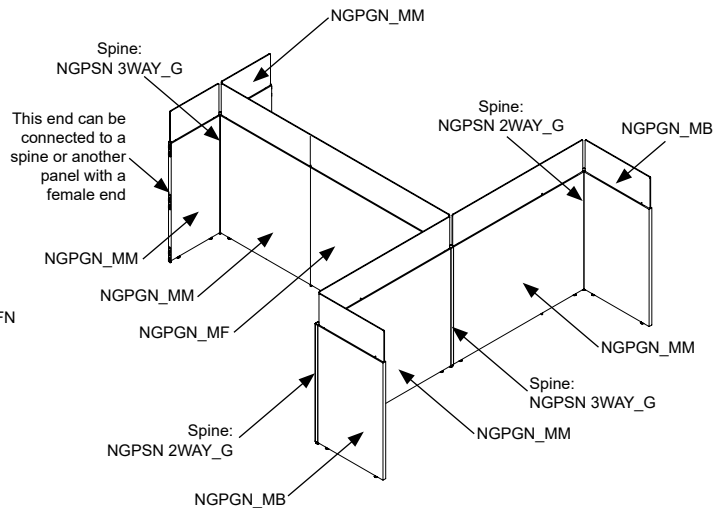
**180° Direct Connection**

## Application Examples

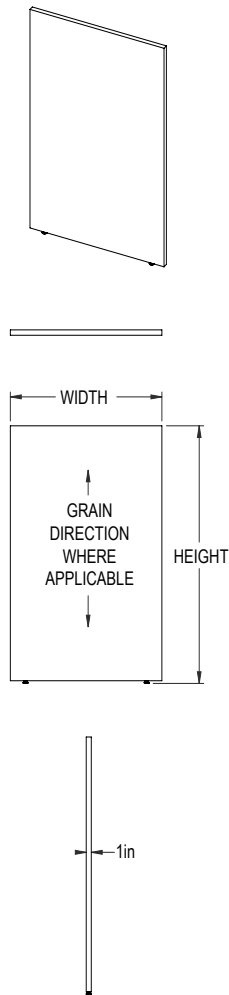
Use the following examples to reference how a panel layout can be structured. The codes used below can be found on the next few product pages. Note, sizes are not listed as the examples are to be used for configuration only. As per application guidelines, all panels in a single run are the same type (laminite only or glazing) and also the same height. For help with your layout, contact the BRC sales department at [quotes@brc.group](mailto:quotes@brc.group).



**Laminate Only Panels - NGPLN**



**Panels with Glazing - NGPGN**



Features & Specifications

No Charge Options



SPECIAL NOTES

OVERALL SIZE		PRICE & CONNECTION	
WIDTH	HEIGHT	PRICE <i>BB</i>	PRICE ALL <i>OTHERS</i>
18"	42"	369	483
24"	42"	420	534
30"	42"	471	585
36"	42"	522	637
48"	42"	624	739
60"	42"	726	841
18"	48"	420	534
24"	48"	471	585
30"	48"	522	637
36"	48"	573	688
48"	48"	675	790
60"	48"	778	892
18"	54"	471	585
24"	54"	522	637
30"	54"	573	688
36"	54"	624	739
48"	54"	726	841
60"	54"	829	943
18"	60"	522	637
24"	60"	573	688
30"	60"	624	739
36"	60"	675	790
48"	60"	778	892
60"	60"	880	994
18"	72"	573	688
24"	72"	624	739
30"	72"	675	790
36"	72"	726	841
48"	72"	880	994
60"	72"	982	1,096

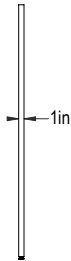
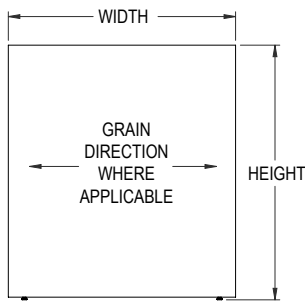
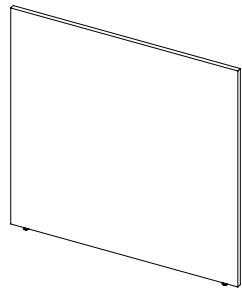
CONNECTION	
CODE	DESCRIPTION
<i>MM</i>	Both sides have male connectors
<i>MF</i>	Male connector on one side, female connector on the other side
<i>FF</i>	Both sides have female connectors
<i>MB</i>	Male connector on one side, blank end on the other side
<i>FB</i>	Female connector on one side, blank end on the other side
<i>BB</i>	Both sides have a blank (finished) end

ORDER CODE SAMPLE			
ITEM CODE	WIDTH	HEIGHT	CONNECTION
NGPLN	W30	H48	<i>MM</i>

- One inch of leveling
- Panels are 1" thick LPL construction
- Size widths 18-48" have two levelers, widths 60-84" have three levelers
- Includes gallery panel only and connecting hardware, connecting spine sold separately
- Wood grain runs vertical if applicable
- Reference the gallery panel application page for connection ordering details

- All standard laminates available

- Reference the application pages for proper configuration using the gallery panel spine



Features & Specifications

No Charge Options



SPECIAL NOTES

OVERALL SIZE		PRICE & CONNECTION	
WIDTH	HEIGHT	PRICE <i>BB</i>	PRICE ALL OTHERS
66"	42"	778	892
72"	42"	829	943
78"	42"	880	994
84"	42"	1,135	1,249
90"	42"	1,295	1,410
96"	42"	1,453	1,569
66"	48"	829	943
72"	48"	880	994
78"	48"	931	1,045
84"	48"	1,186	1,300
90"	48"	1,346	1,461
96"	48"	1,505	1,620
66"	54"	880	994
72"	54"	931	1,045
78"	54"	982	1,096
84"	54"	1,237	1,351
90"	54"	1,397	1,512
96"	54"	1,556	1,671
66"	60"	931	1,045
72"	60"	982	1,096
78"	60"	1,033	1,147
84"	60"	1,288	1,402
90"	60"	1,448	1,563
96"	60"	1,607	1,722
66"	72"	982	1,096
72"	72"	1,033	1,147
78"	72"	1,084	1,198
84"	72"	1,339	1,453
90"	72"	1,499	1,614
96"	72"	1,658	1,773

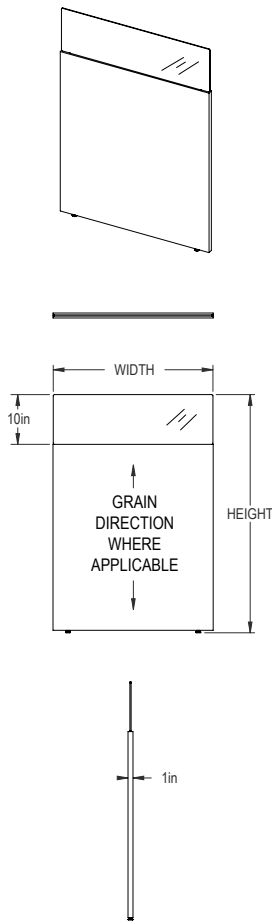
CONNECTION	
CODE	DESCRIPTION
<i>MM</i>	Both sides have male connectors
<i>MF</i>	Male connector on one side, female connector on the other side
<i>FF</i>	Both sides have female connectors
<i>MB</i>	Male connector on one side, blank end on the other side
<i>FB</i>	Female connector on one side, blank end on the other side
<i>BB</i>	Both sides have a blank (finished) end

ORDER CODE SAMPLE			
ITEM CODE	WIDTH	HEIGHT	CONNECTION
NGPEN	W66	H48	<i>MM</i>

- One inch of leveling
- Panels are 1" thick LPL construction
- Size widths 18-48" have two levelers, widths 60-84" have three levelers
- Includes gallery panel only and connecting hardware, connecting spine sold separately
- Wood grain runs horizontal if applicable
- Reference the gallery panel application page for connection ordering details

• All standard laminates available

• Reference the application pages for proper configuration using the gallery panel spine



OVERALL SIZE		PRICE CLEAR ACRYLIC <i>CL</i>		PRICE FROSTED ACRYLIC <i>FR</i>	
WIDTH	HEIGHT	<i>CL, BB</i>	<i>CL, ALL OTHERS</i>	<i>FR, BB</i>	<i>FR, ALL OTHERS</i>
18"	42"	553	725	598	784
24"	42"	630	802	681	866
30"	42"	706	879	763	950
36"	42"	783	955	846	1,032
48"	42"	936	1,108	1,011	1,197
60"	42"	1,089	1,261	1,177	1,362
18"	48"	630	802	681	866
24"	48"	706	879	763	950
30"	48"	783	955	846	1,032
36"	48"	860	1,032	928	1,115
48"	48"	1,013	1,185	1,094	1,281
60"	48"	1,166	1,338	1,259	1,445
18"	54"	706	879	763	950
24"	54"	783	955	846	1,032
30"	54"	860	1,032	928	1,115
36"	54"	936	1,108	1,011	1,197
48"	54"	1,089	1,261	1,177	1,362
60"	54"	1,241	1,415	1,341	1,528
18"	60"	783	955	846	1,032
24"	60"	860	1,032	928	1,115
30"	60"	936	1,108	1,011	1,197
36"	60"	1,013	1,185	1,094	1,281
48"	60"	1,166	1,338	1,259	1,445
60"	60"	1,318	1,491	1,425	1,611
18"	72"	860	1,032	928	1,115
24"	72"	936	1,108	1,011	1,197
30"	72"	1,013	1,185	1,094	1,281
36"	72"	1,089	1,261	1,177	1,362
48"	72"	1,318	1,491	1,425	1,611
60"	72"	1,471	1,644	1,591	1,775

CONNECTION	
CODE	DESCRIPTION
<i>MM</i>	Both sides have male connectors
<i>MF</i>	Male connector on one side, female connector on the other side
<i>FF</i>	Both sides have female connectors
<i>MB</i>	Male connector on one side, blank end on the other side
<i>FB</i>	Female connector on one side, blank end on the other side
<i>BB</i>	Both sides have a blank (finished) end

ORDER CODE SAMPLE				
ITEM CODE	WIDTH	HEIGHT	GLAZING	CONNECTION
NGPGN	W30	H48	<i>FR</i>	<i>MB</i>

Features & Specifications

- One inch of leveling
- Panels are 1" thick LPL construction only
- For glazing, specify clear '*CL*' or frosted both sides '*FR*'
- Size widths 18-48" have two levelers, widths 60-84" have three levelers
- Wood grain runs vertical if applicable
- Includes gallery panel only and connecting hardware, connecting spine sold separately
- Reference the gallery panel application page for connection ordering details

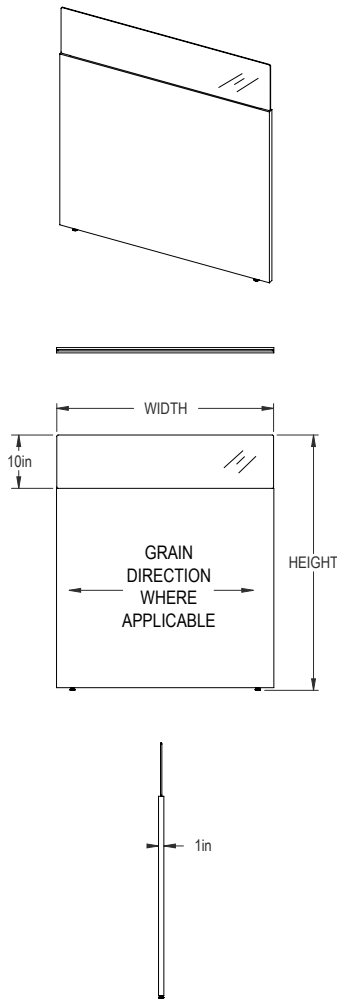
No Charge Options

- All standard laminates available



SPECIAL NOTES

- Reference the application pages for proper configuration using the gallery panel spine



Features & Specifications

No Charge Options



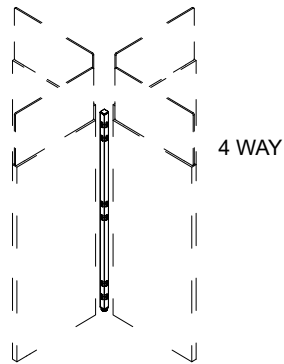
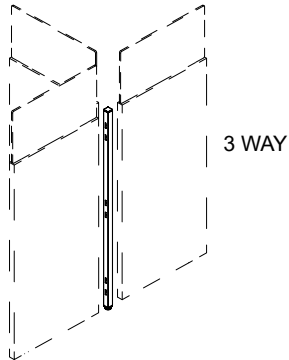
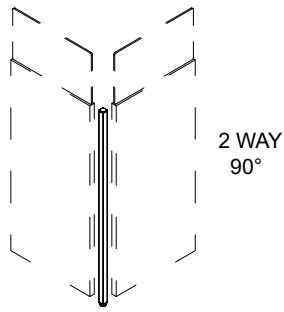
SPECIAL NOTES

OVERALL SIZE		PRICE CLEAR ACRYLIC <i>CL</i>		PRICE FROSTED ACRYLIC <i>FR</i>	
WIDTH	HEIGHT	<i>CL, BB</i>	<i>CL, ALL OTHERS</i>	<i>FR, BB</i>	<i>FR, ALL OTHERS</i>
66"	42"	1,166	1,338	1,259	1,445
72"	42"	1,241	1,415	1,341	1,528
78"	42"	1,318	1,491	1,425	1,611
84"	42"	1,701	1,874	1,838	2,025
90"	42"	1,941	2,114	2,097	2,284
96"	42"	2,181	2,353	2,356	2,541
66"	48"	1,241	1,415	1,341	1,528
72"	48"	1,318	1,491	1,425	1,611
78"	48"	1,395	1,568	1,507	1,694
84"	48"	1,778	1,951	1,922	2,107
90"	48"	2,017	2,191	2,181	2,366
96"	48"	2,257	2,429	2,438	2,625
66"	54"	1,318	1,491	1,425	1,611
72"	54"	1,395	1,568	1,507	1,694
78"	54"	1,471	1,644	1,591	1,775
84"	54"	1,854	2,027	2,004	2,188
90"	54"	2,094	2,267	2,263	2,449
96"	54"	2,334	2,506	2,520	2,706
66"	60"	1,395	1,568	1,507	1,694
72"	60"	1,471	1,644	1,591	1,775
78"	60"	1,548	1,721	1,672	1,859
84"	60"	1,931	2,104	2,085	2,272
90"	60"	2,171	2,344	2,346	2,531
96"	60"	2,410	2,582	2,602	2,789
66"	72"	1,471	1,644	1,591	1,775
72"	72"	1,548	1,721	1,672	1,859
78"	72"	1,624	1,798	1,755	1,941
84"	72"	2,007	2,181	2,168	2,356
90"	72"	2,247	2,420	2,428	2,615
96"	72"	2,487	2,659	2,686	2,872

CONNECTION	
CODE	DESCRIPTION
<i>MM</i>	Both sides have male connectors
<i>MF</i>	Male connector on one side, female connector on the other side
<i>FF</i>	Both sides have female connectors
<i>MB</i>	Male connector on one side, blank end on the other side
<i>FB</i>	Female connector on one side, blank end on the other side
<i>BB</i>	Both sides have a blank (finished) end

ORDER CODE SAMPLE				
ITEM CODE	WIDTH	HEIGHT	GLAZING	CONNECTION
NGPAN	W66	H48	<i>FR</i>	<i>MB</i>

- One inch of leveling
  - Panels are 1" thick LPL construction only
  - For glazing, specify clear '*CL*' or frosted both sides '*FR*'
  - Size widths 18-48" have two levelers, widths 60-84" have three levelers
  - Wood grain runs horizontal if applicable
  - Includes gallery panel only and connecting hardware, connecting spine sold separately
  - Reference the gallery panel application page for connection ordering details
- 
- All standard laminates available
- 
- Reference the application pages for proper configuration using the gallery panel spine



Features & Specifications

No Charge Options



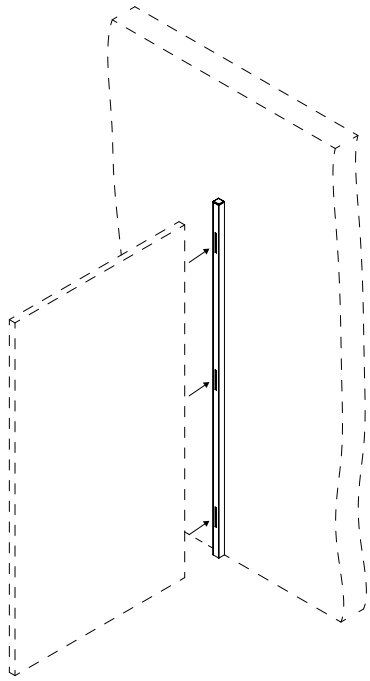
SPECIAL NOTES

OVERALL SIZE		
CONFIGURATION	PANEL HEIGHT	PRICE
2WAY	42"	294
2WAY	48"	301
2WAY	54"	314
2WAY	60"	342
3WAY	42"	301
3WAY	48"	314
3WAY	54"	324
3WAY	60"	351
4WAY	42"	318
4WAY	48"	329
4WAY	54"	340
4WAY	60"	363



ORDER CODE SAMPLE			
ITEM CODE	CONFIGURATION	PANEL HEIGHT	PANEL STYLE
NGPSN	3WAY	H48	G

- One inch of leveling
  - 1" x 1" Steel construction with slots for connecting gallery panels with male connectors
  - Specify '2WAY', '3WAY' or '4WAY' configuration when ordering.
  - Specify laminate only 'L' or glazed panel 'G' application (note: different spines cannot be mixed in same or single run applications, all spines must be either L or G)
  - Specify height of panel run (note: different panel heights cannot be mixed in same or single run applications, all panels and spines must be the same height)
- 
- All standard metal finishes available
- 
- Reference the application pages for proper configuration using the gallery panel spine



OVERALL SIZE	
PANEL HEIGHT	PRICE
42"	254
48"	264
54"	272
60"	290
72"	320

Features & Specifications

No Charge Options

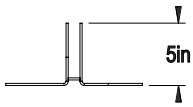
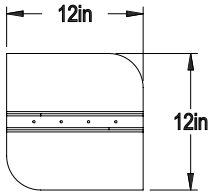
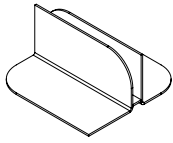


SPECIAL NOTES



ORDER CODE SAMPLE		
ITEM CODE	PANEL HEIGHT	PANEL STYLE
NGPWN	H48	G

- Mounts to wall or panel side using screws and allows 90° connection
- 1" x 1" Steel construction with slots for connecting Privacy panels with male connectors
- Specify laminate only 'L' or glazed panel 'G' application (note: different spines cannot be mixed in same or single run applications, all spines must be either L or G)
- Specify height of panel run (note: different panel heights cannot be mixed in same or single run applications, all panels and spines must be the same height)
- All standard metal finishes available
- Reference the application pages for proper configuration using the Gallery panel spine



ITEM	
SIZE	PRICE
12" x 12" x 5"	422



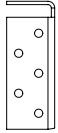
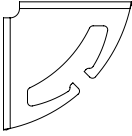
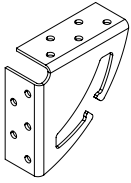
ORDER CODE SAMPLE
ITEM CODE
NGPFA

**Features & Specifications**

- Used to support gallery panels for freestanding or extended run applications
- Slots into panel
- Can be used under panel at any position

**No Charge Options**

- All standard metal finishes available



ITEM	
SIZE	PRICE
3.5" x 3.5" x 1.5"	94

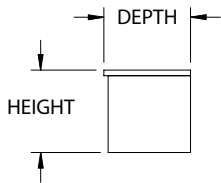
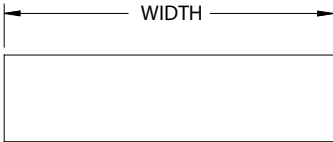
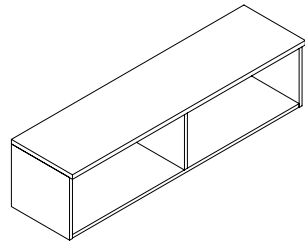
Features & Specifications



ORDER CODE SAMPLE
ITEM CODE
NAPBA

No Charge Options

- Used to support gallery panels to worksurfaces, adjacent furniture and other gallery panels
  - Metal bracket includes integrated cable slots for wire management
  - 3/4" Self tapping wood screws included
  - To support a worksurface, use one bracket per 24" of linear run
  - Symmetric reversible design
- 
- All standard metal finishes available



OVERALL SIZE			
WIDTH	DEPTH	HEIGHT	PRICE <i>M1</i>
24"	15.75"	15"	529
30"	15.75"	15"	550
36"	15.75"	15"	572
42"	15.75"	15"	599
48"	15.75"	15"	625
54"	15.75"	15"	652
60"	15.75"	15"	680
66"	15.75"	15"	733
72"	15.75"	15"	920



ORDER CODE SAMPLE				
ITEM CODE	WIDTH	DEPTH	HEIGHT	LAMINATE
NZOPN	W60	D15.75	H15	<i>M1</i>

Features & Specifications

- 3/4" Thick LPL case construction
- Top overhangs gables by 3/4"
- Units over 42" wide include center divider
- French cleats included for wall mounting
- Laminate codes - *M1*: 1" LPL (top only)

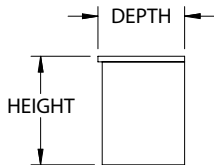
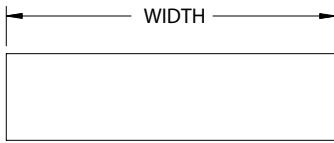
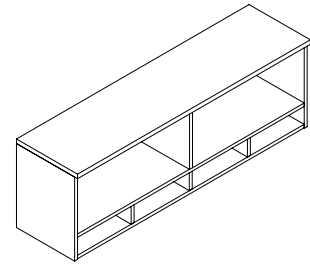
No Charge Options

- All standard laminate finishes available



SPECIAL NOTES

- Wall cleats must be secured to wood studs; metal studs not recommended without additional support



**OVERALL SIZE**

WIDTH	DEPTH	HEIGHT	PRICE <i>M1</i>
24"	15.75"	19.75"	904
30"	15.75"	19.75"	926
36"	15.75"	19.75"	948
42"	15.75"	19.75"	975
48"	15.75"	19.75"	1,002
54"	15.75"	19.75"	1,082
60"	15.75"	19.75"	1,108
66"	15.75"	19.75"	1,162
72"	15.75"	19.75"	1,349

**Features & Specifications**

**No Charge Options**



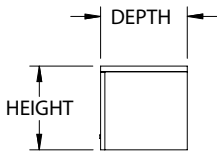
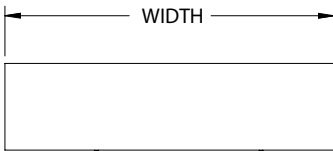
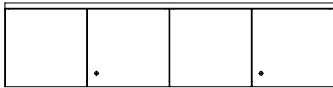
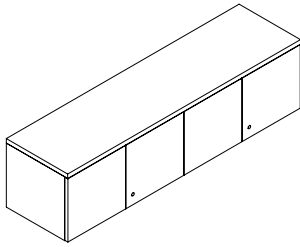
**SPECIAL NOTES**



**ORDER CODE SAMPLE**

ITEM CODE	WIDTH	DEPTH	HEIGHT	LAMINATE
NZPPN	W60	D15.75	H19.75	<i>M1</i>

- 3/4" Thick LPL case construction
- Top overhangs gables by 3/4"
- Units over 42" wide include center divider and mail sorter is fixed with evenly spaced dividers
- French cleats included for wall mounting
- Laminate codes - *M1*: 1" LPL (top only)
- All standard laminate finishes available
- Wall cleats must be secured to wood studs; metal studs not recommended without additional support



OVERALL SIZE				
WIDTH	DEPTH	HEIGHT	# OF DOORS	PRICE M1
24"	15.75"	15"	2	840
30"	15.75"	15"	2	855
36"	15.75"	15"	2	873
42"	15.75"	15"	2	892
48"	15.75"	15"	4	973
54"	15.75"	15"	4	993
60"	15.75"	15"	4	1,015
66"	15.75"	15"	4	1,058
72"	15.75"	15"	4	1,101

Features & Specifications

- 3/4" Thick LPL case construction
- Finger pull, no handles
- Lock(s) and French cleats included for wall mounting
- Laminate codes - M1: 1" LPL (top only)

No Charge Options

- All standard laminate finishes available
- Specify lock option: BRC standard black 'LBB', silver 'LBS'

Optional Extra

- High pressure door fronts add code 'HF' and add \$371

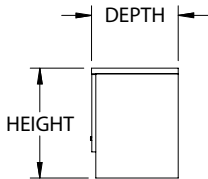
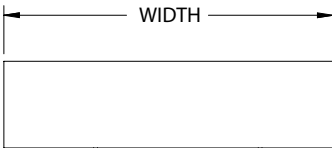
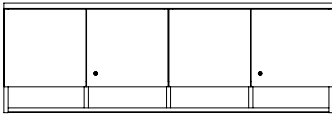
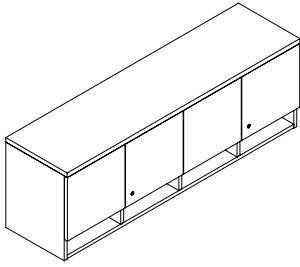


SPECIAL NOTES

- Wall cleats must be secured to wood studs; metal studs not recommended without additional support



ORDER CODE SAMPLE						
ITEM CODE	WIDTH	DEPTH	HEIGHT	LAMINATE	LOCK	OPTION
NZCLN	W24	D15.75	H15	M1	LBB	HF



OVERALL SIZE				
WIDTH	DEPTH	HEIGHT	# OF DOORS	PRICE M1
24"	15.75"	19.75"	2	1,215
30"	15.75"	19.75"	2	1,231
36"	15.75"	19.75"	2	1,247
42"	15.75"	19.75"	2	1,267
48"	15.75"	19.75"	4	1,348
54"	15.75"	19.75"	4	1,422
60"	15.75"	19.75"	4	1,444
66"	15.75"	19.75"	4	1,488
72"	15.75"	19.75"	4	1,529

Features & Specifications



ORDER CODE SAMPLE						
ITEM CODE	WIDTH	DEPTH	HEIGHT	LAMINATE	LOCK	OPTION
NZCPN	W24	D15.75	H19.75	M1	LBB	HF

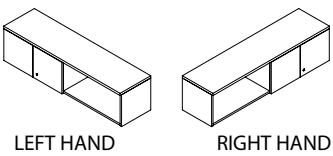
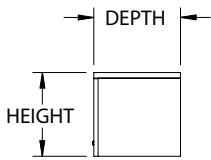
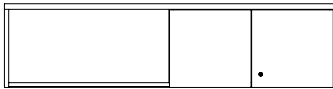
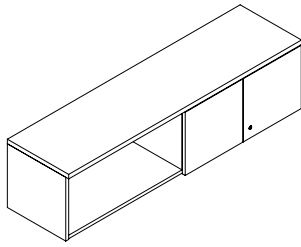
No Charge Options

Optional Extra



SPECIAL NOTES

- 3/4" Thick LPL case construction
- Finger pull, no handles
- Lock(s) and French cleats included for wall mounting
- Mail sorter is fixed with evenly spaced dividers
- Laminate codes - M1: 1" LPL (top only)
- All standard laminate finishes available
- Specify lock option: BRC standard black 'LBB', silver 'LBS'
- High pressure door fronts add code 'HF' and add \$371
- Wall cleats must be secured to wood studs; metal studs not recommended without additional support



OVERALL SIZE			
WIDTH	DEPTH	HEIGHT	PRICE <i>M1</i>
48"	15.75"	15"	908
54"	15.75"	15"	933
60"	15.75"	15"	957
66"	15.75"	15"	1,006
72"	15.75"	15"	1,055



ORDER CODE SAMPLE							
ITEM CODE	WIDTH	DEPTH	HEIGHT	LAMINATE	HAND	LOCK	OPTION
NZNaN	W48	D15.75	H15	<i>M1</i>	<i>R</i>	<i>LBB</i>	<i>HF</i>

Features & Specifications

- 3/4" Thick LPL case construction
- Unit is evenly split, half door(s) and half open storage
- Finger pull, no handles
- Lock(s) and French cleats included for wall mounting
- Laminate codes - *M1*: 1" LPL (top only)
- Specify handedness left '*L*' or right '*R*' when ordering

No Charge Options

- All standard laminate finishes available
- Specify lock option: BRC standard black '*LBB*', silver '*LBS*'

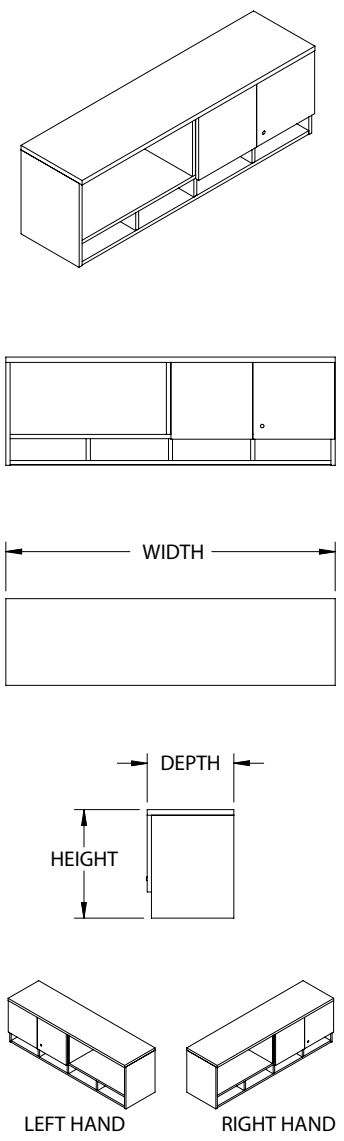
Optional Extra

- High pressure door fronts add code '*HF*' and add \$187



SPECIAL NOTES

- Wall cleats must be secured to wood studs; metal studs not recommended without additional support



OVERALL SIZE			
WIDTH	DEPTH	HEIGHT	PRICE M1
48"	15.75"	19.75"	1,285
54"	15.75"	19.75"	1,362
60"	15.75"	19.75"	1,387
66"	15.75"	19.75"	1,436
72"	15.75"	19.75"	1,483

Features & Specifications

No Charge Options

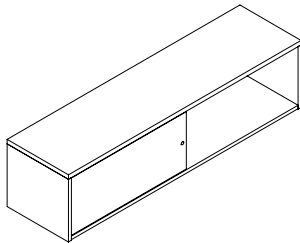
Optional Extra

SPECIAL NOTES

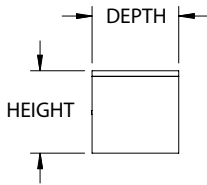
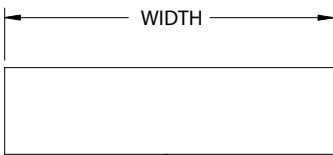
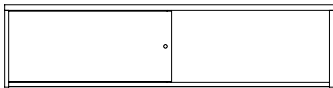


ORDER CODE SAMPLE							
ITEM CODE	WIDTH	DEPTH	HEIGHT	LAMINATE	HAND	LOCK	OPTION
NZPAN	W48	D15.75	H19.75	M1	R	LBB	HF

- 3/4" Thick LPL case construction
- Unit is evenly split and mail sorter is fixed with evenly spaced dividers
- Finger pull, no handles
- Lock(s) and French cleats included for wall mounting
- Laminate codes - M1: 1" LPL (top only)
- Specify handedness left 'L' or right 'R' when ordering
- All standard laminate finishes available
- Specify lock option: BRC standard black 'LBB', silver 'LBS'
- High pressure door fronts add code 'HF' and add \$187
- Wall cleats must be secured to wood studs; metal studs not recommended without additional support



NOTE: BRC PUSH LOCK ONLY!



OVERALL SIZE			
WIDTH	DEPTH	HEIGHT	PRICE M1
48"	15.75"	15"	1,323
54"	15.75"	15"	1,349
60"	15.75"	15"	1,376
66"	15.75"	15"	1,429
72"	15.75"	15"	1,483



ORDER CODE SAMPLE						
ITEM CODE	WIDTH	DEPTH	HEIGHT	LAMINATE	LOCK	OPTION
NZSLN	W60	D15.75	H15	M1	LBS-P	MM

### Features & Specifications

### No Charge Options

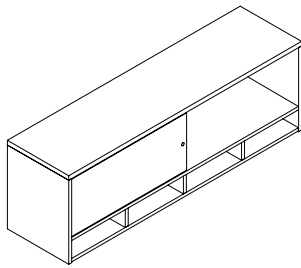
### Optional Extra



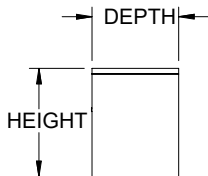
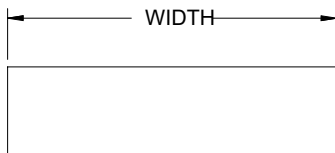
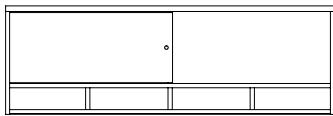
### SPECIAL NOTES

- 3/4" Thick LPL case construction
- Unit is evenly split, half door(s) and half open storage
- Handles included on 3/4" thick laminate sliding door; not included when 'BP' has been specified
- Lock(s) and French cleats included for wall mounting
- Laminate codes - M1: 1" LPL (top only)
- All standard laminate finishes available
- Specify lock option: BRC standard black 'LBB-P', silver 'LBS-P'
- High pressure door front add code 'HF' and add \$94
- Add standard marker board to sliding door, specify code 'MB' and add \$128
- Add magnetic marker board to sliding door, specify code 'MM' and add \$230
- Add+L11 white back painted glass to sliding door, specify code 'BP' and add \$927
- Wall cleats must be secured to wood studs; metal studs not recommended without additional support





**!** NOTE: BRC PUSH LOCK ONLY!



OVERALL SIZE			
WIDTH	DEPTH	HEIGHT	PRICE <i>M1</i>
48"	15.75"	19.75"	1,698
54"	15.75"	19.75"	1,778
60"	15.75"	19.75"	1,804
66"	15.75"	19.75"	1,859
72"	15.75"	19.75"	1,912



ORDER CODE SAMPLE						
ITEM CODE	WIDTH	DEPTH	HEIGHT	LAMINATE	LOCK	OPTION
NZSPN	W60	D15.75	H19.75	<i>M1</i>	<i>LBS-P</i>	<i>MM</i>

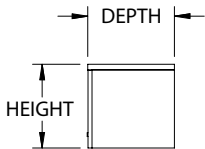
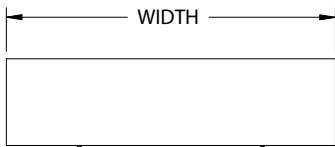
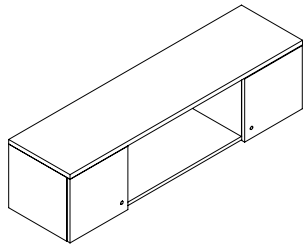
Features & Specifications

No Charge Options

Optional Extra

**!** SPECIAL NOTES

- 3/4" Thick LPL case construction
- Unit is evenly split and mail sorter is fixed with evenly spaced dividers
- Handles included on 3/4" thick laminate sliding door; not included when 'BP' has been specified
- Lock(s) and French cleats included for wall mounting
- Laminate codes - *M1*: 1" LPL (top only)
- All standard laminate finishes available
- Specify lock option: BRC standard black '*LBB-P*', silver '*LBS-P*'
- High pressure door front add code '*HF*' and add \$94
- Add standard marker board to sliding door, specify code '*MB*' and add \$128
- Add magnetic marker board to sliding door, specify code '*MM*' and add \$230
- Add white back painted glass to sliding door, specify code '*BP*' and add \$927
- Wall cleats must be secured to wood studs; metal studs not recommended without additional support



OVERALL SIZE			
WIDTH	DEPTH	HEIGHT	PRICE <i>M1</i>
48"	15.75"	15"	1,456
54"	15.75"	15"	1,483
60"	15.75"	15"	1,510
66"	15.75"	15"	1,564
72"	15.75"	15"	1,618

Features & Specifications

No Charge Options

Optional Extra



SPECIAL NOTES



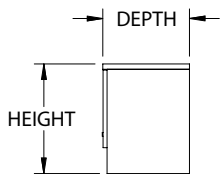
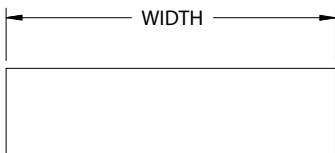
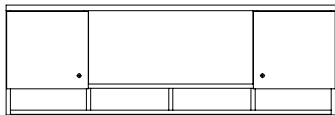
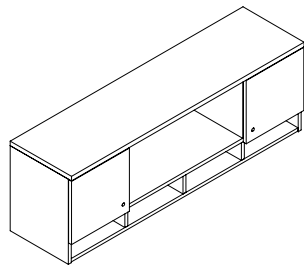
ORDER CODE SAMPLE						
ITEM CODE	WIDTH	DEPTH	HEIGHT	LAMINATE	LOCK	OPTION
NZCCN	W60	D15.75	H15	<i>M1</i>	<i>LBS</i>	<i>HF</i>

- 3/4" Thick LPL case construction
- Unit is symmetrical, half door(s) and half open storage
- Finger pull, no handles
- Lock(s) and French cleats included for wall mounting
- Laminate codes - *M1*: 1" LPL (top only)

- All standard laminate finishes available
- Specify lock option: BRC standard black '*LBB*', silver '*LBS*'

- High pressure door fronts add code '*HF*' and add \$187

- Wall cleats must be secured to wood studs; metal studs not recommended without additional support



OVERALL SIZE			
WIDTH	DEPTH	HEIGHT	PRICE M1
48"	15.75"	19.75"	1,832
54"	15.75"	19.75"	1,912
60"	15.75"	19.75"	1,939
66"	15.75"	19.75"	1,992
72"	15.75"	19.75"	2,046



ORDER CODE SAMPLE						
ITEM CODE	WIDTH	DEPTH	HEIGHT	LAMINATE	LOCK	OPTION
NZCBN	W60	D15.75	H19.75	M1	LBS	HF

**Features & Specifications**

- 3/4" Thick LPL case construction
- Unit is symmetrical and mail sorter is fixed with evenly spaced dividers
- Finger pull, no handles
- Lock(s) and French cleats included for wall mounting
- Laminate codes - M1: 1" LPL (top only)

**No Charge Options**

- All standard laminate finishes available
- Specify lock option: BRC standard black 'LBB', silver 'LBS'

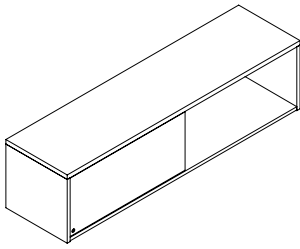
**Optional Extra**

- High pressure door fronts add code 'HF' and add \$187

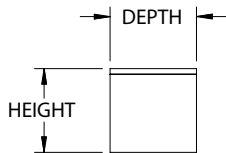
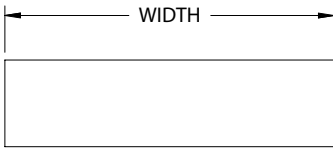
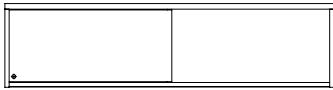


**SPECIAL NOTES**

- Wall cleats must be secured to wood studs; metal studs not recommended without additional support



**!** NOTE: BRC PUSH LOCK ONLY!



OVERALL SIZE			
WIDTH	DEPTH	HEIGHT	PRICE <i>M1</i>
48"	15.75"	15"	1,591
54"	15.75"	15"	1,618
60"	15.75"	15"	1,644
66"	15.75"	15"	1,698
72"	15.75"	15"	1,751



ORDER CODE SAMPLE					
ITEM CODE	WIDTH	DEPTH	HEIGHT	LAMINATE	OPTION
NZASN	W54	D15.75	H18	<i>M1</i>	<i>CL</i>

Features & Specifications

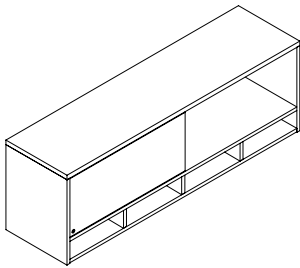
- 3/4" Thick LPL case construction
- Unit is evenly split, half door(s) and half open storage
- French cleats included for wall mounting
- Finger pull, single hole included on 6mm thick acrylic sliding door
- Product does not include lock and frosted acrylic is standard
- Laminate codes - *M1*: 1" LPL (top only)

No Charge Options

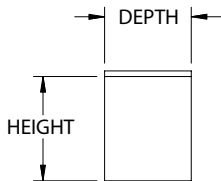
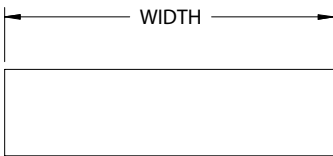
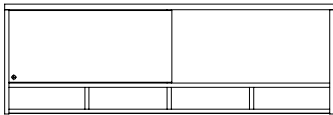
- All standard laminate finishes available
- Specify clear acrylic '*CL*'

**!** SPECIAL NOTES

- Wall cleats must be secured to wood studs; metal studs not recommended without additional support



**!** NOTE: BRC PUSH LOCK ONLY!



OVERALL SIZE			
WIDTH	DEPTH	HEIGHT	PRICE <i>M1</i>
48"	15.75"	19.75"	1,965
54"	15.75"	19.75"	2,046
60"	15.75"	19.75"	2,073
66"	15.75"	19.75"	2,127
72"	15.75"	19.75"	2,181

**Features & Specifications**

**No Charge Options**

**! SPECIAL NOTES**

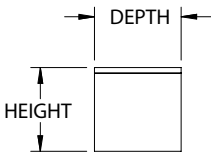
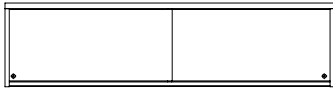
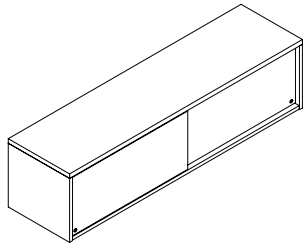


ORDER CODE SAMPLE					
ITEM CODE	WIDTH	DEPTH	HEIGHT	LAMINATE	OPTION
NZAPN	W54	D15.75	H24.25	<i>M1</i>	<i>CL</i>

- 3/4" Thick LPL case construction
- Unit is evenly split and mail sorter is fixed with evenly spaced dividers
- French cleats included for wall mounting
- Finger pull, single hole included on 6mm thick acrylic sliding door
- Product does not include lock and frosted acrylic is standard
- Laminate codes - *M1*: 1" LPL (top only)

- All standard laminate finishes available
- Specify clear acrylic '*CL*'

- Wall cleats must be secured to wood studs; metal studs not recommended without additional support



OVERALL SIZE			
WIDTH	DEPTH	HEIGHT	PRICE <i>M1</i>
48"	15.75"	15"	2,234
54"	15.75"	15"	2,260
60"	15.75"	15"	2,287
66"	15.75"	15"	2,340
72"	15.75"	15"	2,395

Features & Specifications



ORDER CODE SAMPLE					
ITEM CODE	WIDTH	DEPTH	HEIGHT	LAMINATE	OPTION
NZBSN	W54	D15.75	H15	<i>M1</i>	<i>CL</i>

- 3/4" Thick LPL case construction
- French cleats included for wall mounting
- Finger pull, single hole included on 6mm thick acrylic sliding door
- Frosted acrylic is standard
- Product does not include lock
- Laminate codes - *M1*: 1" LPL (top only)

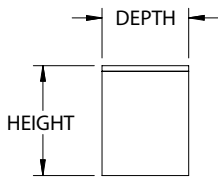
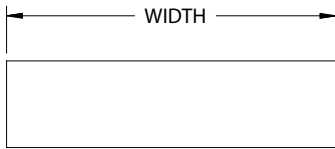
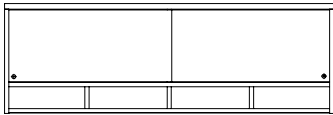
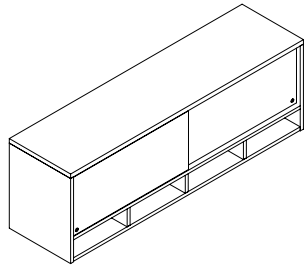
No Charge Options

- All standard laminate finishes available
- Specify clear acrylic '*CL*'



SPECIAL NOTES

- Wall cleats must be secured to wood studs; metal studs not recommended without additional support



OVERALL SIZE			
WIDTH	DEPTH	HEIGHT	PRICE <i>M1</i>
48"	15.75"	19.75"	2,609
54"	15.75"	19.75"	2,690
60"	15.75"	19.75"	2,717
66"	15.75"	19.75"	2,770
72"	15.75"	19.75"	2,823

Features & Specifications

No Charge Options



SPECIAL NOTES

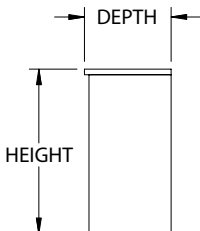
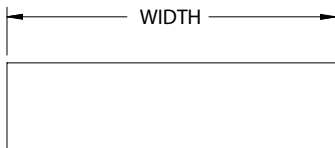
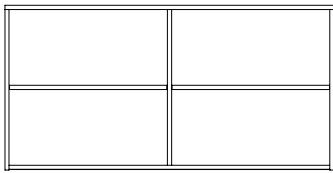
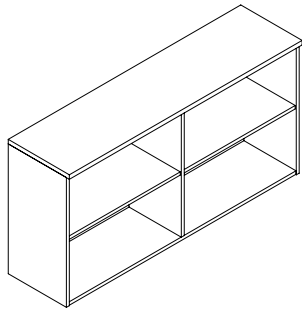


ORDER CODE SAMPLE					
ITEM CODE	WIDTH	DEPTH	HEIGHT	LAMINATE	OPTION
NZBPN	W54	D15.75	H19.75	<i>M1</i>	<i>CL</i>

- 3/4" Thick LPL case construction
- French cleats included for wall mounting
- Finger pull, single hole included on 6mm thick acrylic sliding door
- Product does not include lock and frosted acrylic is standard
- Mail sorter is fixed with evenly spaced dividers
- Laminate codes - *M1*: 1" LPL (top only)

- All standard laminate finishes available
- Specify clear acrylic '*CL*'

- Wall cleats must be secured to wood studs; metal studs not recommended without additional support



**OVERALL SIZE**

WIDTH	DEPTH	HEIGHT	PRICE M1
24"	15.75"	30"	797
30"	15.75"	30"	817
36"	15.75"	30"	840
42"	15.75"	30"	1,002
48"	15.75"	30"	1,285
54"	15.75"	30"	1,478
60"	15.75"	30"	1,538
66"	15.75"	30"	1,622
72"	15.75"	30"	1,708



**ORDER CODE SAMPLE**

ITEM CODE	WIDTH	DEPTH	HEIGHT	LAMINATE
NZODN	W24	D15.75	H30	M1

**Features & Specifications**

- 3/4" Thick LPL case construction
- Top overhangs gables by 3/4"
- Units over 42" wide include center divider
- French cleats included for wall mounting
- One 3/4" thick adjustable shelf per storage space
- Laminate codes - M1: 1" LPL (top only)

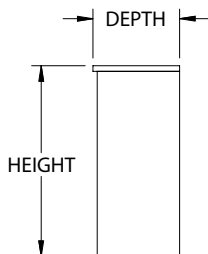
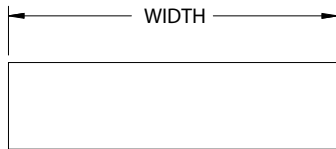
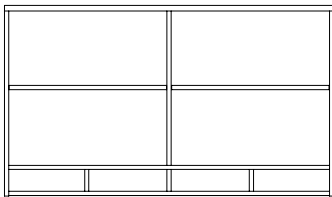
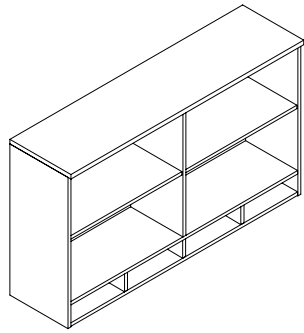
**No Charge Options**

- All standard laminate finishes available



**SPECIAL NOTES**

- Wall cleats must be secured to wood studs; metal studs not recommended without additional support



**OVERALL SIZE**

WIDTH	DEPTH	HEIGHT	PRICE <i>M1</i>
24"	15.75"	34.75"	1,172
30"	15.75"	34.75"	1,194
36"	15.75"	34.75"	1,215
42"	15.75"	34.75"	1,376
48"	15.75"	34.75"	1,659
54"	15.75"	34.75"	1,906
60"	15.75"	34.75"	1,965
66"	15.75"	34.75"	2,052
72"	15.75"	34.75"	2,136



**ORDER CODE SAMPLE**

ITEM CODE	WIDTH	DEPTH	HEIGHT	LAMINATE
NZPDN	W24	D15.75	H34.75	<i>M1</i>

**Features & Specifications**

- 3/4" Thick LPL case construction
- Top overhangs gables by 3/4"
- Units over 42" wide include center divider and mail sorter is fixed with evenly spaced dividers
- French cleats included for wall mounting
- One 3/4" thick adjustable shelf per storage space
- Laminate codes - *M1*: 1" LPL (top only)

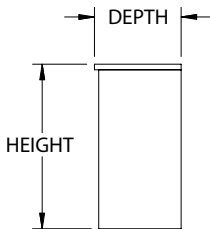
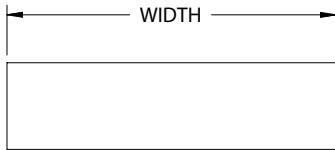
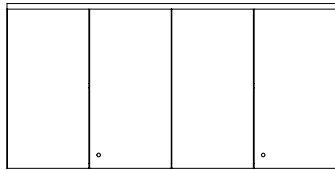
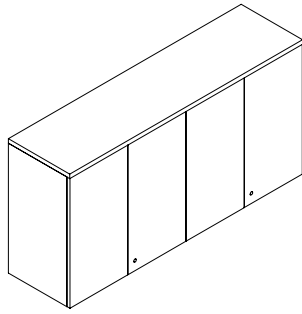
**No Charge Options**

- All standard laminate finishes available



**SPECIAL NOTES**

- Wall cleats must be secured to wood studs; metal studs not recommended without additional support



OVERALL SIZE				
WIDTH	DEPTH	HEIGHT	# OF DOORS	PRICE <i>M1</i>
24"	15.75"	30"	2	1,270
30"	15.75"	30"	2	1,288
36"	15.75"	30"	2	1,307
42"	15.75"	30"	2	1,328
48"	15.75"	30"	4	1,351
54"	15.75"	30"	4	1,794
60"	15.75"	30"	4	1,819
66"	15.75"	30"	4	1,866
72"	15.75"	30"	4	1,914



ORDER CODE SAMPLE						
ITEM CODE	WIDTH	DEPTH	HEIGHT	LAMINATE	LOCK	OPTION
NZCDN	W24	D15.75	H30	<i>M1</i>	<i>LBS</i>	<i>HF</i>

Features & Specifications

No Charge Options

Optional Extra

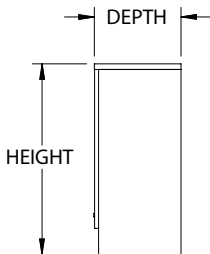
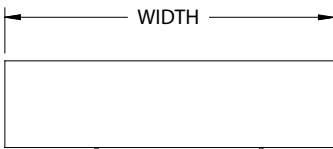
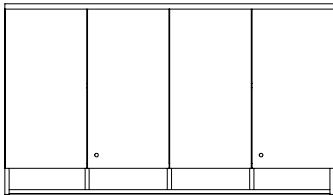
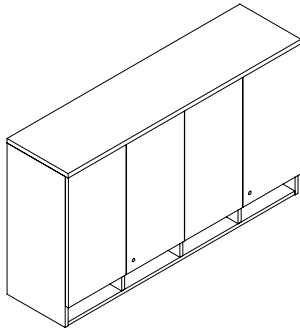


SPECIAL NOTES

- 3/4" Thick LPL case construction
- Finger pull, no handles
- Lock(s) and French cleats included for wall mounting
- One 3/4" thick adjustable shelf per storage space
- Laminate codes - *M1*: 1" LPL (top only)
- All standard laminate finishes available
- Specify lock option: BRC standard black '*LBB*', silver '*LBS*'

- High pressure door fronts add code '*HF*' and add \$371

- Wall cleats must be secured to wood studs; metal studs not recommended without additional support



OVERALL SIZE				
WIDTH	DEPTH	HEIGHT	# OF DOORS	PRICE M1
24"	15.75"	34.75"	2	1,646
30"	15.75"	34.75"	2	1,663
36"	15.75"	34.75"	2	1,681
42"	15.75"	34.75"	2	1,704
48"	15.75"	34.75"	4	1,727
54"	15.75"	34.75"	4	2,222
60"	15.75"	34.75"	4	2,246
66"	15.75"	34.75"	4	2,295
72"	15.75"	34.75"	4	2,344



ORDER CODE SAMPLE						
ITEM CODE	WIDTH	DEPTH	HEIGHT	LAMINATE	LOCK	OPTION
NZPEN	W24	D15.75	H34.75	M1	LBS	HF

Features & Specifications

- 3/4" Thick LPL case construction
- Finger pull, no handles
- Lock(s) and French cleats included for wall mounting
- Mail sorter is fixed with evenly spaced dividers
- One 3/4" thick adjustable shelf per storage space
- Laminate codes - M1: 1" LPL (top only)

No Charge Options

- All standard laminate finishes available
- Specify lock option: BRC standard black 'LBB', silver 'LBS'

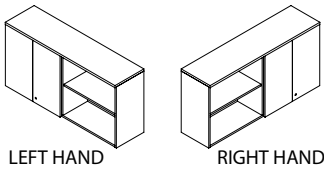
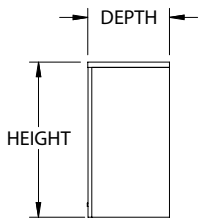
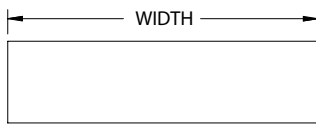
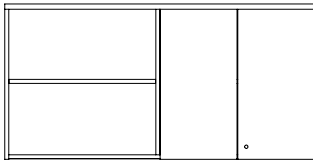
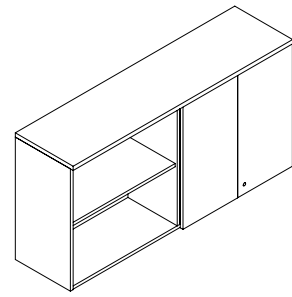
Optional Extra

- High pressure door fronts add code 'HF' and add \$371



SPECIAL NOTES

- Wall cleats must be secured to wood studs; metal studs not recommended without additional support



OVERALL SIZE			
WIDTH	DEPTH	HEIGHT	PRICE <i>M1</i>
48"	15.75"	30"	1,215
54"	15.75"	30"	1,644
60"	15.75"	30"	1,670
66"	15.75"	30"	1,721
72"	15.75"	30"	1,771



ORDER CODE SAMPLE							
ITEM CODE	WIDTH	DEPTH	HEIGHT	LAMINATE	HAND	LOCK	OPTION
NZFAN	W48	D15.75	H30	<i>M1</i>	<i>R</i>	<i>LBB</i>	<i>HF</i>

Features & Specifications

- 3/4" Thick LPL case construction
- Unit is evenly split
- Finger pull, no handles
- Lock(s) and French cleats included for wall mounting
- One 3/4" thick adjustable shelf per storage space
- Laminate codes - *M1*: 1" LPL (top only)
- Specify handedness left '*L*' or right '*R*' when ordering

No Charge Options

- All standard laminate finishes available
- Specify lock option: BRC standard black '*LBB*', silver '*LBS*'

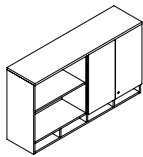
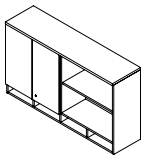
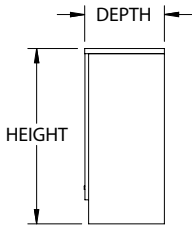
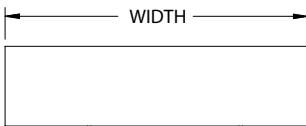
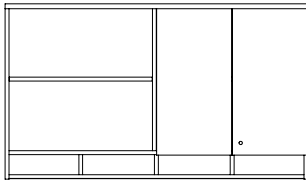
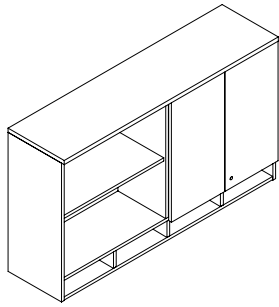
Optional Extra

- High pressure door fronts add code '*HF*' and add \$187



SPECIAL NOTES

- Wall cleats must be secured to wood studs; metal studs not recommended without additional support



LEFT HAND

RIGHT HAND

**OVERALL SIZE**

WIDTH	DEPTH	HEIGHT	PRICE M1
48"	15.75"	34.75"	1,591
54"	15.75"	34.75"	2,073
60"	15.75"	34.75"	2,098
66"	15.75"	34.75"	2,149
72"	15.75"	34.75"	2,199

**Features & Specifications**

No Charge Options

Optional Extra



**SPECIAL NOTES**



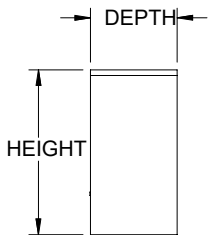
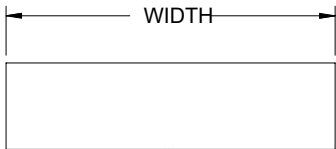
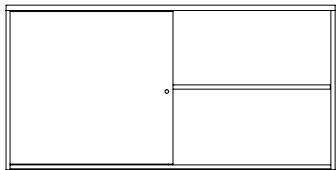
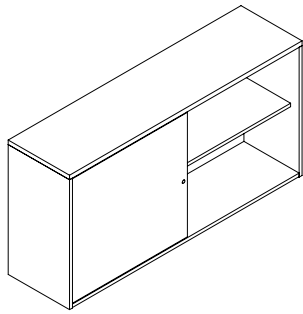
**ORDER CODE SAMPLE**

ITEM CODE	WIDTH	DEPTH	HEIGHT	LAMINATE	HAND	LOCK	OPTION
NZGAN	W48	D15.75	H38.25	M1	R	LBB	HF

- 3/4" Thick LPL case construction
- Unit is evenly split and mail sorter is fixed with evenly spaced dividers
- Finger pull, no handles
- Lock(s) and French cleats included for wall mounting
- One 3/4" thick adjustable shelf per storage space
- Laminate codes - M1: 1" LPL (top only)
- Specify handedness left 'L' or right 'R' when ordering

- All standard laminate finishes available
- Specify lock option: BRC standard black 'LBB', silver 'LBS'
- High pressure door fronts add code 'HF' and add \$187

- Wall cleats must be secured to wood studs; metal studs not recommended without additional support



OVERALL SIZE			
WIDTH	DEPTH	HEIGHT	PRICE <i>M1</i>
48"	15.75"	30"	1,974
54"	15.75"	30"	2,000
60"	15.75"	30"	2,025
66"	15.75"	30"	2,076
72"	15.75"	30"	2,127



ORDER CODE SAMPLE						
ITEM CODE	WIDTH	DEPTH	HEIGHT	LAMINATE	LOCK	OPTION
NZSDN	W60	D15.75	H30	<i>M1</i>	<i>LBS-P</i>	<i>MB</i>

Features & Specifications

No Charge Options

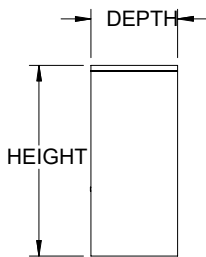
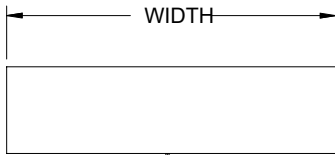
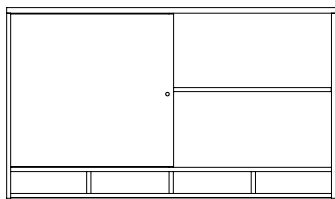
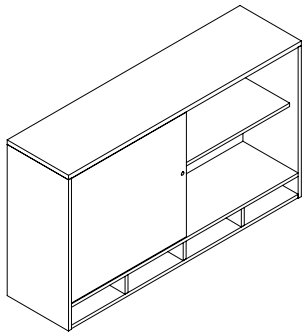
Optional Extra



SPECIAL NOTES

- 3/4" Thick LPL case construction
- Unit is evenly split
- Handles included on 3/4" thick laminate sliding door; not included when 'BP' has been specified
- Lock(s) and French cleats included for wall mounting
- One 3/4" thick adjustable shelf per storage space
- Laminate codes - *M1*: 1" LPL (top only)
- All standard laminate finishes available
- Specify lock option: BRC standard black '*LBB-P*', silver '*LBS-P*'
- High pressure door front add code '*HF*' and add \$94
- Add standard marker board to sliding door, specify code '*MB*' and add \$249
- Add magnetic marker board to sliding door, specify code '*MM*' and add \$438
- Add white back painted glass to sliding door, specify code '*BP*' and add \$1,663
- Wall cleats must be secured to wood studs; metal studs not recommended without additional support





**OVERALL SIZE**

WIDTH	DEPTH	HEIGHT	PRICE <i>M1</i>
48"	15.75"	34.75"	2,448
54"	15.75"	34.75"	2,528
60"	15.75"	34.75"	2,556
66"	15.75"	34.75"	2,609
72"	15.75"	34.75"	2,663



**ORDER CODE SAMPLE**

ITEM CODE	WIDTH	DEPTH	HEIGHT	LAMINATE	LOCK	OPTION
NZDPN	W60	D15.75	H34.75	<i>M1</i>	<i>LBS</i>	<i>MB</i>

**Features & Specifications**

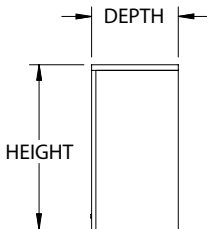
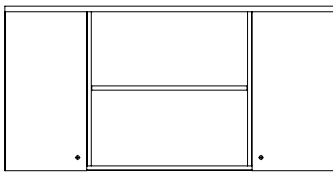
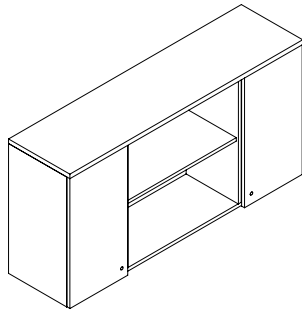
- 3/4" Thick LPL case construction
- Unit is evenly split and mail sorter is fixed with evenly spaced dividers
- Handles included on 3/4" thick laminate sliding door; not included when 'BP' has been specified
- Lock(s) and French cleats included for wall mounting
- One 3/4" thick adjustable shelf per storage space
- Laminate codes - *M1*: 1" LPL (top only)
- All standard laminate finishes available
- Specify lock option: BRC standard black '*LBB-P*', silver '*LBS-P*'
- High pressure door front add code '*HF*' and add \$94
- Add standard marker board to sliding door, specify code '*MB*' and add \$249
- Add magnetic marker board to sliding door, specify code '*MM*' and add \$438
- Add white back painted glass to sliding door, specify code '*BP*' and add \$1,663
- Wall cleats must be secured to wood studs; metal studs not recommended without additional support

**No Charge Options**

**Optional Extra**



**SPECIAL NOTES**



OVERALL SIZE			
WIDTH	DEPTH	HEIGHT	PRICE <i>M1</i>
48"	15.75"	30"	1,832
54"	15.75"	30"	2,234
60"	15.75"	30"	2,260
66"	15.75"	30"	2,314
72"	15.75"	30"	2,367



ORDER CODE SAMPLE						
ITEM CODE	WIDTH	DEPTH	HEIGHT	LAMINATE	LOCK	OPTION
NZCEN	W60	D15.75	H30	<i>M1</i>	<i>LBS</i>	<i>HF</i>

Features & Specifications

- 3/4" Thick LPL case construction
- Unit is symmetrical
- Finger pull, no handles
- Lock(s) and French cleats included for wall mounting
- One 3/4" thick adjustable shelf per storage space
- Laminate codes - *M1*: 1" LPL (top only)

No Charge Options

- All standard laminate finishes available
- Specify lock option: BRC standard black '*LBB*', silver '*LBS*'

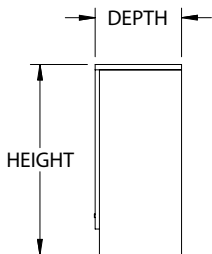
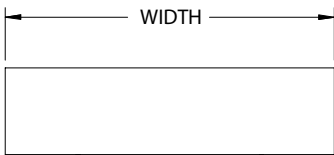
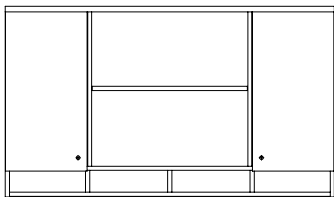
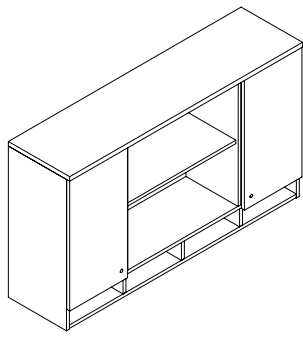
Optional Extra

- High pressure door fronts add code '*HF*' and add \$187



SPECIAL NOTES

- Wall cleats must be secured to wood studs; metal studs not recommended without additional support



OVERALL SIZE			
WIDTH	DEPTH	HEIGHT	PRICE <i>M1</i>
48"	15.75"	34.75"	2,207
54"	15.75"	34.75"	2,663
60"	15.75"	34.75"	2,690
66"	15.75"	34.75"	2,743
72"	15.75"	34.75"	2,797

Features & Specifications

No Charge Options

Optional Extra



SPECIAL NOTES



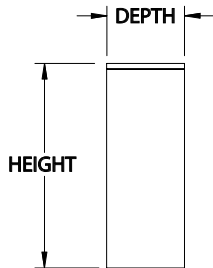
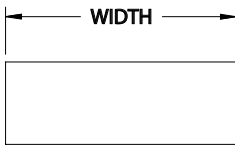
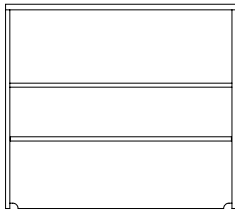
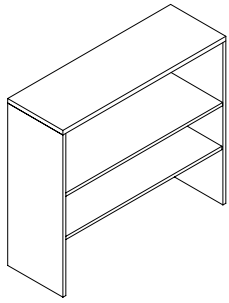
ORDER CODE SAMPLE						
ITEM CODE	WIDTH	DEPTH	HEIGHT	LAMINATE	LOCK	OPTION
NZCHN	W60	D15.75	H34.75	<i>M1</i>	<i>LBS</i>	<i>HF</i>

- 3/4" Thick LPL case construction
- Unit is symmetrical and mail sorter is fixed with evenly spaced dividers
- Finger pull, no handles
- Lock(s) and French cleats included for wall mounting
- One 3/4" thick adjustable shelf per storage space
- Laminate codes - *M1*: 1" LPL (top only)

- All standard laminate finishes available
- Specify lock option: BRC standard black '*LBB*', silver '*LBS*'

- High pressure door fronts add code '*HF*' and add \$187

- Wall cleats must be secured to wood studs; metal studs not recommended without additional support



Features & Specifications

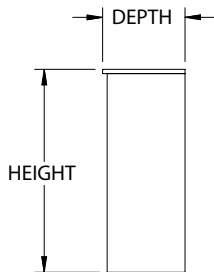
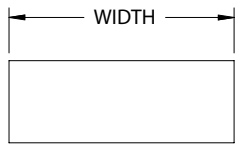
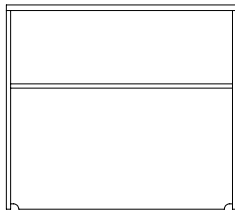
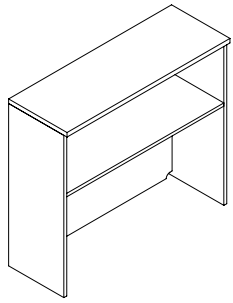
No Charge Options

OVERALL SIZE				LAMINATE
WIDTH	DEPTH	HEIGHT	# OF SHELVES	PRICE M1
24"	15"	37"	2 ADJUSTABLE	672
30"	15"	37"	2 ADJUSTABLE	680
36"	15"	37"	2 ADJUSTABLE	723
42"	15"	37"	2 ADJUSTABLE	764
24"	15"	43"	2 ADJUSTABLE	923
30"	15"	43"	2 ADJUSTABLE	927
36"	15"	43"	2 ADJUSTABLE	976
42"	15"	43"	2 ADJUSTABLE	1,013



ORDER CODE SAMPLE				
ITEM CODE	WIDTH	DEPTH	HEIGHT	LAMINATE
NKOB	W24	D15.75	H37	M1

- 3/4" Thick LPL case construction
  - Top flush with gables
  - Two 3/4" thick adjustable shelves in storage space
  - Laminate codes - M1: 1" LPL (top only)
- 
- All standard laminate finishes available



Features & Specifications

No Charge Options

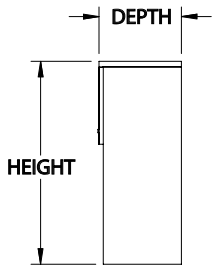
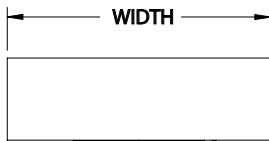
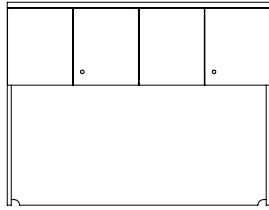
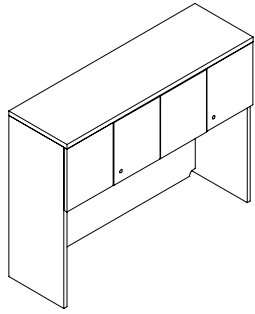
Optional Extra

OVERALL SIZE				LAMINATE
WIDTH	DEPTH	HEIGHT	# OF SHELVES	PRICE M1
24"	15"	37"	1 FIXED	537
30"	15"	37"	1 FIXED	552
36"	15"	37"	1 FIXED	562
42"	15"	37"	1 FIXED	605
48"	15"	37"	1 FIXED	688
54"	15"	37"	1 FIXED	744
60"	15"	37"	1 FIXED	763
66"	15"	37"	1 FIXED	790
72"	15"	37"	1 FIXED	1,149
78"	15"	37"	1 FIXED	1,215
84"	15"	37"	1 FIXED	1,298
24"	15"	43"	1 FIXED	779
30"	15"	43"	1 FIXED	800
36"	15"	43"	1 FIXED	817
42"	15"	43"	1 FIXED	855
48"	15"	43"	1 FIXED	938
54"	15"	43"	1 FIXED	1,059
60"	15"	43"	1 FIXED	1,078
66"	15"	43"	1 FIXED	1,107
72"	15"	43"	1 FIXED	1,467
78"	15"	43"	1 FIXED	1,531
84"	15.75"	43"	1 FIXED	1,465



ORDER CODE SAMPLE					
ITEM CODE	WIDTH	DEPTH	HEIGHT	LAMINATE	OPTION
NKOHD	W24	D15.75	H37	M1	L

- 3/4" Thick LPL case construction
- Top overhangs gables by 3/4"
- Units over 42" wide include center divider
- 22" Clearance from table for 37" height; 28" Clearance from table for 43" height
- Laminate codes - M1: 1" LPL (top only)
- Full gables are standard unless 'L' or 'R' option is added
- All standard laminate finishes available
- Recessed gable left add code 'L' add \$200
- Recessed gable right add code 'R' add \$200



OVERALL SIZE				
WIDTH	DEPTH	HEIGHT	# OF DOORS	PRICE M1
24"	15"	37"	2	683
30"	15"	37"	2	689
36"	15"	37"	2	779
42"	15"	37"	2	821
48"	15"	37"	4	911
54"	15"	37"	4	1,073
60"	15"	37"	4	1,115
66"	15"	37"	4	1,134
72"	15"	37"	4	1,385
78"	15"	37"	6	1,448
84"	15"	37"	6	1,522
24"	15"	43"	2	1,069
30"	15"	43"	2	1,079
36"	15"	43"	2	1,188
42"	15"	43"	2	1,226
48"	15"	43"	4	1,320
54"	15"	43"	4	1,550
60"	15"	43"	4	1,591
66"	15"	43"	4	1,607
72"	15"	43"	4	1,859
78"	15"	43"	6	1,923
84"	15"	43"	6	1,999

Features & Specifications



ORDER CODE SAMPLE						
ITEM CODE	WIDTH	DEPTH	HEIGHT	LAMINATE	LOCK	OPTION
NKNHD	W24	D15	H37	M1	LBS	L HF

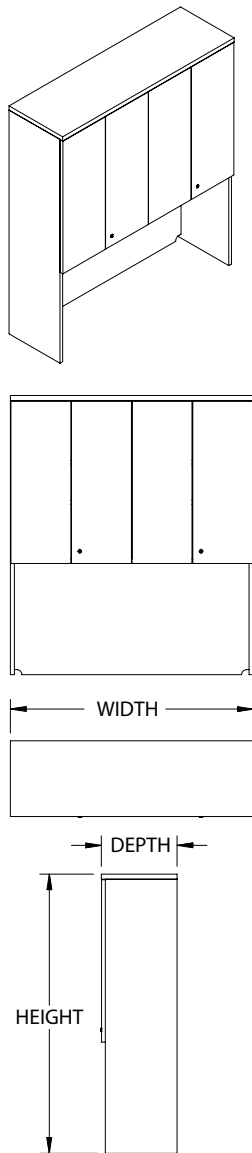
- 3/4" Thick LPL case construction
- 22" Clearance from table for 37" height; 28" Clearance from table for 43" height
- Includes lock(s)
- Laminate codes - M1: 1" LPL (top only)
- Full gables are standard unless 'L' or 'R' option is added

No Charge Options

- All standard laminate finishes available
- Specify lock option: BRC standard black 'LBB', silver 'LBS'

Optional Extra

- High pressure door fronts add code 'HF' and add \$371
- Recessed gable left add code 'L' add \$200
- Recessed gable right add code 'R' add \$200



OVERALL SIZE				
WIDTH	DEPTH	HEIGHT	# OF DOORS	PRICE M1
24"	15"	55"	2	1,568
30"	15"	55"	2	1,577
36"	15"	55"	2	1,632
42"	15"	55"	2	1,674
48"	15"	55"	4	1,765
54"	15"	55"	4	2,002
60"	15"	55"	4	2,042
66"	15"	55"	4	2,062
72"	15"	55"	4	2,315
78"	15"	55"	6	2,381
84"	15"	55"	6	2,459

Features & Specifications

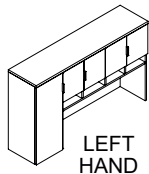
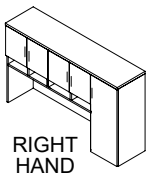
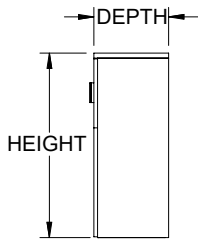
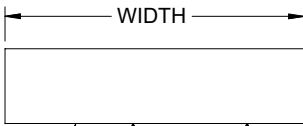
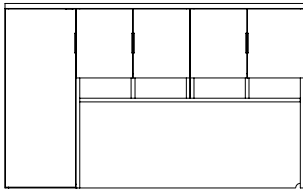
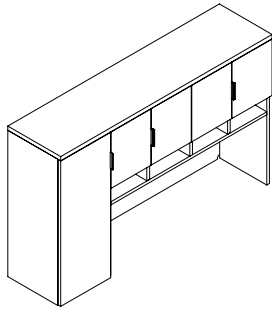


ORDER CODE SAMPLE						
ITEM CODE	WIDTH	DEPTH	HEIGHT	LAMINATE	LOCK	OPTION
NKNDD	W24	D15	H55	M1	LBS	HF

No Charge Options

Optional Extra

- 3/4" Thick LPL case construction
  - 25" Clearance from table for 55" height
  - Includes lock(s)
  - One 3/4" thick adjustable shelf in storage space
  - Laminate codes - M1: 1" LPL (top only)
  - Full gables are standard unless 'L' or 'R' option is added
- 
- All standard laminate finishes available
  - Specify lock option: BRC standard black 'LBB', silver 'LBS'
- 
- High pressure door fronts add code 'HF' and add \$371
  - Recessed gable left add code 'L' add \$200
  - Recessed gable right add code 'R' add \$200



Features & Specifications

No Charge Options

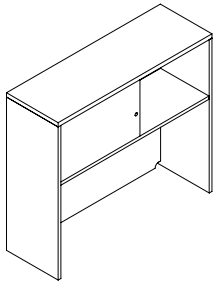
Optional Extra

OVERALL SIZE			LAMINATE	
WIDTH	DEPTH	HEIGHT	PRICE M3	PRICE M1
60"	15"	43"	3,052	3,073
66"	15"	43"	3,092	3,111
72"	15"	43"	3,572	3,591
78"	15"	43"	3,697	3,718
84"	15"	43"	3,846	3,867

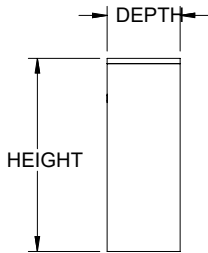
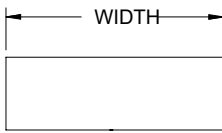
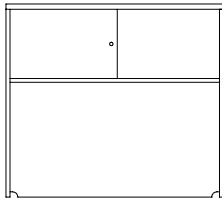


ORDER CODE SAMPLE							
ITEM CODE	WIDTH	DEPTH	HEIGHT	LAMINATE	HAND	LOCK	OPTION
NKNAD	W24	D15	H43	M1	L	LBB	HF R

- 3/4" Thick LPL case construction; Includes lock(s); double sided tape included for securing to desk
  - 28" Clearance from table for 43" height
  - Units 60-72" wide have 4 doors total, 78-80" wide have 6 doors total, equally divided
  - Mail sorter is fixed with evenly spaced dividers
  - Wardrobe includes coat hook; tackboard not included
  - Laminate codes - M3: 3/4" LPL, M1: 1" LPL (top only)
  - Specify handedness left 'L' or right 'R' when ordering
- No Charge Options
- All standard laminate finishes available
  - Specify lock option: BRC standard black 'LBB', silver 'LBS'
- Optional Extra
- High pressure door fronts add code 'HF' and add \$464
  - Recessed gable left add code 'L' add \$200
  - Recessed gable right add code 'R' add \$200



NOTE: BRC PUSH LOCK ONLY!



OVERALL SIZE			
WIDTH	DEPTH	HEIGHT	PRICE <i>M1</i>
42"	15"	37"	1,788
48"	15"	37"	1,839
54"	15"	37"	1,885
60"	15"	37"	1,951
66"	15"	37"	2,017
72"	15"	37"	2,065
78"	15"	37"	2,167
84"	15"	37"	2,270
42"	15"	43"	2,196
48"	15"	43"	2,250
54"	15"	43"	2,358
60"	15"	43"	2,425
66"	15"	43"	2,490
72"	15"	43"	2,540
78"	15"	43"	2,642
84"	15"	43"	2,746



ORDER CODE SAMPLE						
ITEM CODE	WIDTH	DEPTH	HEIGHT	LAMINATE	LOCK	OPTION
NKNSD	W42	D15	H37	<i>M1</i>	<i>LBB-P</i>	<i>MB</i>

Features & Specifications


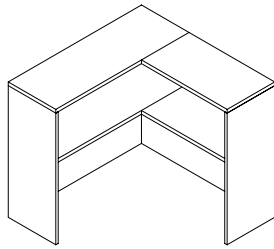
- 3/4" Thick LPL case construction
- Unit is evenly split, half door(s) and half open storage
- 22" Clearance from table for 37" height; 28" Clearance from table for 43" height
- Handles included on 3/4" thick laminate sliding door; not included when 'BP' has been specified
- Includes lock(s)
- Laminate codes - *M1*: 1" LPL (top only)

No Charge Options

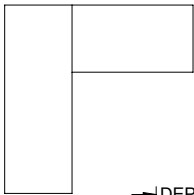
- All standard laminate finishes available
- Specify lock option: BRC standard black '*LBB-P*', silver '*LBS-P*'

Optional Extra

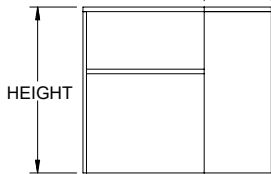
- High pressure door front add code '*HF*' and add \$94
- Add standard marker board to sliding door, specify code '*MB*' and add \$136
- Add magnetic marker board to sliding door, specify code '*MM*' and add \$242
- Add white back painted glass to sliding door, specify code '*BP*' and add \$973



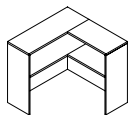
WIDTH



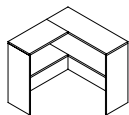
DEPTH



HEIGHT



MAIN LEFT



MAIN RIGHT

Features & Specifications

No Charge Options

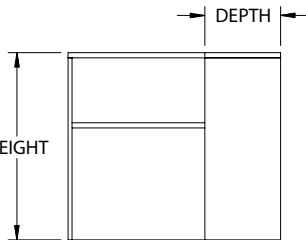

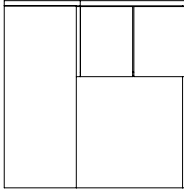
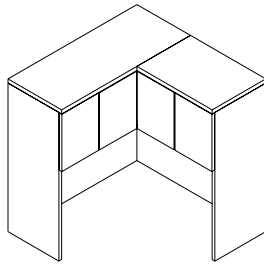
Optional Extra

OVERALL SIZE			
WIDTH	DEPTH	HEIGHT	PRICE <i>M1</i>
36"	15"	37"	1,022
42"	15"	37"	1,096
48"	15"	37"	1,301
36"	15"	43"	1,532
42"	15"	43"	1,607
48"	15"	43"	1,813



ORDER CODE SAMPLE						
ITEM CODE	WIDTH	DEPTH	HEIGHT	LAMINATE	HAND	OPTION
NKNOD	W36	D15	H37	<i>M1</i>	<i>ML</i>	<i>L</i>

- 3/4" Thick LPL case construction
  - Top overhangs gables by 3/4"
  - 22" Clearance from table for 37" height; 28" Clearance from table for 43" height
  - Laminate codes - *M1*: 1" LPL (top only)
  - Specify main left or main right '*ML*' or '*MR*'
  - Full gables are standard unless '*L*' or '*R*' option is added
- No Charge Options
- All standard laminate finishes available
- Optional Extra
- Recessed gable left add code '*L*' add \$200
  - Recessed gable right add code '*R*' add \$200



MAIN LEFT SHOWN

OVERALL SIZE			
WIDTH	DEPTH	HEIGHT	PRICE <i>M1</i>
36"	15"	37"	1,361
42"	15"	37"	1,513
48"	15"	37"	1,570
36"	15"	43"	1,872
42"	15"	43"	2,024
48"	15"	43"	2,080



ORDER CODE SAMPLE							
ITEM CODE	WIDTH	DEPTH	HEIGHT	LAMINATE	LOCK	HAND	OPTION
NKNCD	W36	D15	H37	<i>M1</i>	<i>LBB</i>	<i>MR</i>	<i>R</i>

Features & Specifications

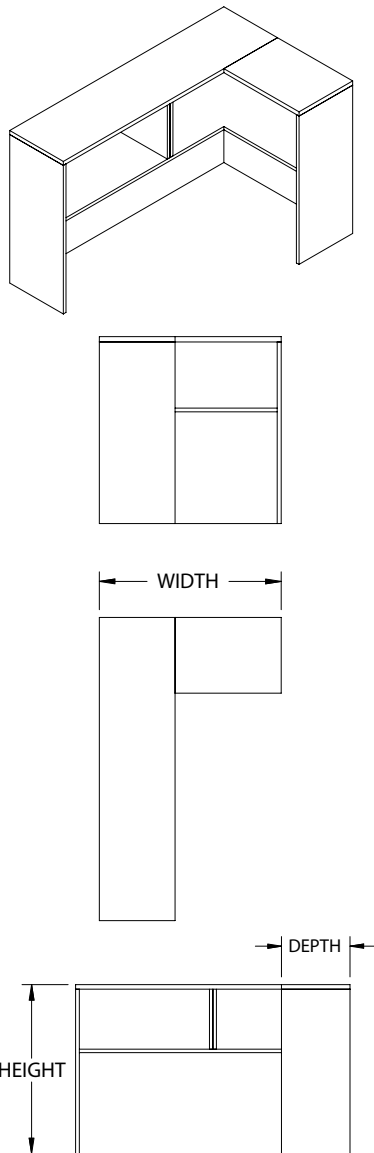
- 3/4" Thick LPL case construction
- 22" Clearance from table for 37" height; 28" Clearance from table for 43" height
- Includes lock(s)
- Laminate codes - *M1*: 1" LPL (top only)
- Specify main left or main right '*ML*' or '*MR*'
- Full gables are standard unless '*L*' or '*R*' option is added

No Charge Options

- All standard laminate finishes available
- Specify lock option: BRC standard black '*LBB*', silver '*LBS*'

Optional Extra

- High pressure door fronts add code '*HF*' and add \$557
- Recessed gable left add code '*L*' add \$200
- Recessed gable right add code '*R*' add \$200



MAIN LEFT SHOWN

Features & Specifications

No Charge Options

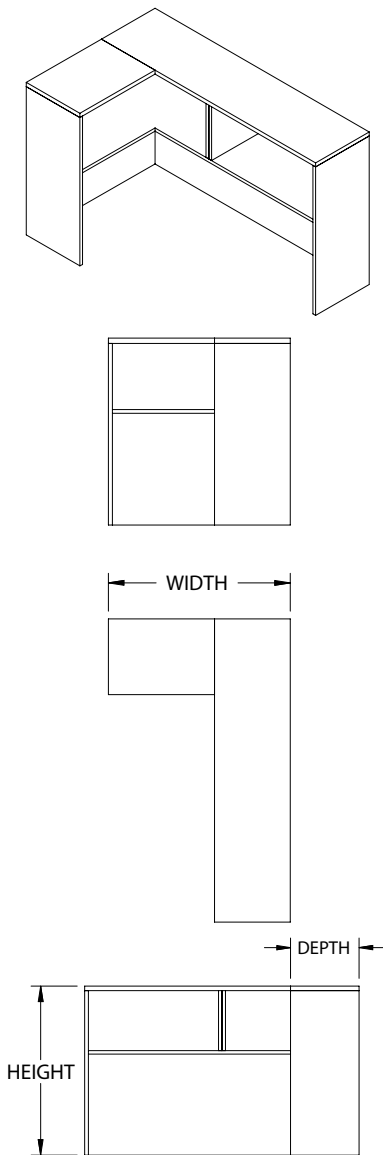
Optional Extra

OVERALL SIZE			
WIDTH	DEPTH	HEIGHT	PRICE <i>M1</i>
60"	36"	37"	1,228
66"	36"	37"	1,323
72"	36"	37"	1,560
78"	36"	37"	1,795
84"	36"	37"	1,982
60"	36"	43"	1,871
66"	36"	43"	1,969
72"	36"	43"	2,204
78"	36"	43"	2,438
84"	36"	43"	2,625



ORDER CODE SAMPLE						
ITEM CODE	WIDTH	DEPTH	HEIGHT	LAMINATE	HAND	OPTION
NKNLD	W60	D36	H37	M3	ML	R

- 3/4" Thick LPL case construction
  - Top overhangs gables by 3/4"
  - 22" Clearance from table for 37" height; 28" Clearance from table for 43" height
  - Laminate codes - *M1*: 1" LPL (top only)
  - Specify main left or main right '*ML*' or '*MR*'
  - Full gables are standard unless '*L*' or '*R*' option is added
- No Charge Options
- All standard laminate finishes available
- Optional Extra
- Recessed gable left add code '*L*' add \$200
  - Recessed gable right add code '*R*' add \$200



OVERALL SIZE			
WIDTH	DEPTH	HEIGHT	PRICE <i>M1</i>
60"	36"	37"	1,228
66"	36"	37"	1,323
72"	36"	37"	1,560
78"	36"	37"	1,795
84"	36"	37"	1,982
60"	36"	43"	1,871
66"	36"	43"	1,969
72"	36"	43"	2,204
78"	36"	43"	2,438
84"	36"	43"	2,625

Features & Specifications

▽

ORDER CODE SAMPLE					
ITEM CODE	WIDTH	DEPTH	HEIGHT	LAMINATE	OPTION
NKNRD	W60	D36	H37	<i>M1</i>	<i>L</i>

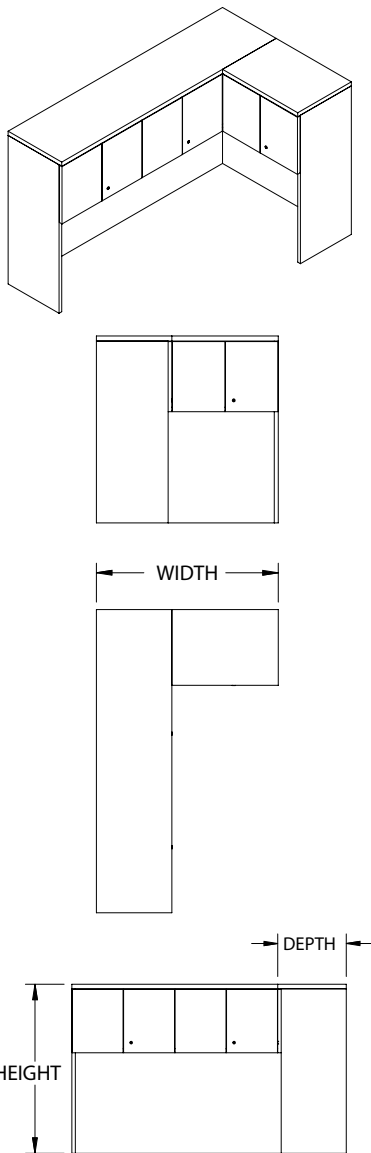
- 3/4" Thick LPL case construction
- Top overhangs gables by 3/4"
- 22" Clearance from table for 37" height; 28" Clearance from table for 43" height
- Laminate codes - *M1*: 1" LPL (top only)
- Full gables are standard unless '*L*' or '*R*' option is added

No Charge Options

- All standard laminate finishes available

Optional Extra

- Recessed gable left add code '*L*' add \$200
- Recessed gable right add code '*R*' add \$200



OVERALL SIZE			
WIDTH	DEPTH	HEIGHT	PRICE <i>M1</i>
60"	36"	37"	1,691
66"	36"	37"	1,701
72"	36"	37"	1,954
78"	36"	37"	2,247
84"	36"	37"	2,435
60"	36"	43"	2,336
66"	36"	43"	2,345
72"	36"	43"	2,600
78"	36"	43"	2,891
84"	36"	43"	3,077

Features & Specifications

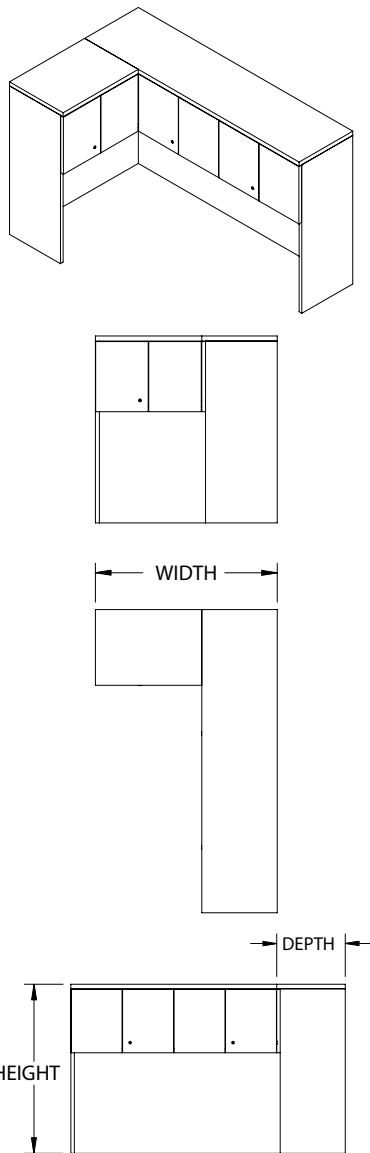
No Charge Options

Optional Extra



ORDER CODE SAMPLE						
ITEM CODE	WIDTH	DEPTH	HEIGHT	LAMINATE	LOCK	OPTION
NKPLD	W60	D36	H37	<i>M1</i>	<i>LBB</i>	<i>HF L</i>

- 3/4" Thick LPL case construction
- 22" Clearance from table for 37" height; 28" Clearance from table for 43" height
- Includes lock(s)
- Laminate codes - *M1*: 1" LPL (top only)
- Full gables are standard unless '*L*' or '*R*' option is added
- All standard laminate finishes available
- Specify lock option: BRC standard black '*LBB*', silver '*LBS*'
- High pressure door fronts add code '*HF*' and add \$557
- Recessed gable left add code '*L*' add \$200
- Recessed gable right add code '*R*' add \$200



OVERALL SIZE			
WIDTH	DEPTH	HEIGHT	PRICE <i>M1</i>
60"	36"	37"	1,691
66"	36"	37"	1,701
72"	36"	37"	1,954
78"	36"	37"	2,247
84"	36"	37"	2,435
60"	36"	43"	2,336
66"	36"	43"	2,345
72"	36"	43"	2,600
78"	36"	43"	2,891
84"	36"	43"	3,077

Features & Specifications

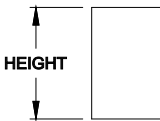
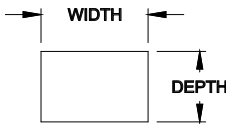
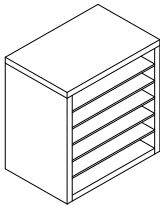
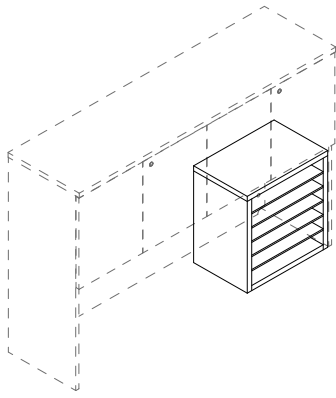


ORDER CODE SAMPLE						
ITEM CODE	WIDTH	DEPTH	HEIGHT	LAMINATE	LOCK	OPTION
NKPRD	W60	D36	H37	<i>M1</i>	<i>LBB</i>	<i>HF L</i>

No Charge Options

Optional Extra

- 3/4" Thick LPL case construction
- 22" Clearance from table for 37" height; 28" Clearance from table for 43" height
- Includes lock(s)
- Laminate codes - *M1*: 1" LPL (top only)
- Full gables are standard unless 'L' or 'R' option is added
- All standard laminate finishes available
- Specify lock option: BRC standard black '*LBB*', silver '*LBS*'
- High pressure door fronts add code '*HF*' and add \$557
- Recessed gable left add code '*L*' add \$200
- Recessed gable right add code '*R*' add \$200



**Features & Specifications**

**No Charge Options**

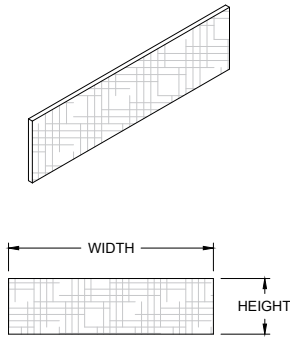
OVERALL SIZE			
WIDTH	DEPTH	HEIGHT	PRICE
12"	12"	22"	502
18"	12"	22"	550
12"	12"	28"	502
18"	12"	28"	873



ORDER CODE SAMPLE			
ITEM CODE	WIDTH	DEPTH	HEIGHT
NPHVN	W12	D12	H19

- 22" height is available for 37" high hutches
- 28" height is available for 43" high hutches
- Shelves are fixed

- All standard laminates available



HUTCH OVERALL SIZE					
HUTCH WIDTH	HUTCH HEIGHT	GRADE 0 (G0)	GRADE 1 (G1)	GRADE 2 (G2)	GRADE 3 (G3)
24"	37"	216	420	498	522
30"	37"	224	427	504	529
36"	37"	229	433	510	534
42"	37"	237	441	519	543
48"	37"	242	447	524	549
54"	37"	250	453	531	555
60"	37"	256	460	537	561
66"	37"	264	468	546	570
72"	37"	269	473	552	575
78"	37"	277	480	558	582
84"	37"	285	486	565	588

Note: Order according to overall hutch size; actual tackboard size is 2.5" smaller width & 20" height



ORDER CODE SAMPLE			
ITEM CODE	WIDTH	HEIGHT	GRADE (OPTION)
NJTKN	W24	H37	G1

Features & Specifications

- Indicate fabric color in comments of purchase order.
- Product can be mounted using Velcro or other adhesive
- Tackboard is 2.5" shorter than overall hutch width
- Specify fabric, add code: Grade 0 'G0', Grade 1 'G1', Grade 2 'G2' or Grade 3 'G3'
- Customer's own material (COM) option, add code 'G0'

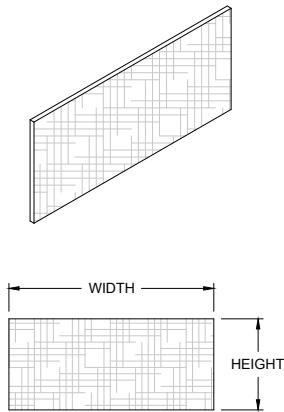
No Charge Options

- All standard fabrics available



SPECIAL NOTES

- BRC Does not warranty material, construction or labour on materials that are not supplied by BRC.



HUTCH OVERALL SIZE					
HUTCH WIDTH	HUTCH HEIGHT	GRADE 0 (G0)	GRADE 1 (G1)	GRADE 2 (G2)	GRADE 3 (G3)
24"	43"	229	464	552	580
30"	43"	237	470	558	585
36"	43"	242	477	565	594
42"	43"	250	482	572	600
48"	43"	256	491	579	607
54"	43"	269	503	592	621
60"	43"	277	509	599	627
66"	43"	285	518	605	633
72"	43"	290	523	611	639
78"	43"	297	530	619	648
84"	43"	302	536	624	655

Note: Order according to overall hutch size; actual tackboard size is 2.5" smaller width & 20" height

**Features & Specifications**

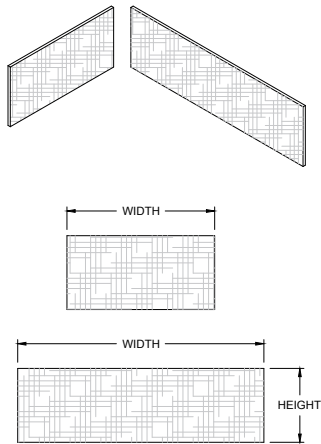
**No Charge Options**

**SPECIAL NOTES**



ORDER CODE SAMPLE			
ITEM CODE	WIDTH	HEIGHT	GRADE (OPTION)
NJTKN	W24	H43	G1

- Indicate fabric color in comments of purchase order.
  - Product can be mounted using Velcro or other adhesive
  - Tackboard is 2.5" shorter than overall hutch width
  - Specify fabric, add code: Grade 0 'G0', Grade 1 'G1', Grade 2 'G2' or Grade 3 'G3'
  - Customer's own material (COM) option, add code 'G0'
- No Charge Options**
- All standard fabrics available
- SPECIAL NOTES**
- BRC Does not warranty material, construction or labour on materials that are not supplied by BRC.



HUTCH OVERALL SIZE			FABRIC GRADE / PRICE			
HUTCH WIDTH	HUTCH DEPTH	HUTCH HEIGHT	GRADE 0	GRADE 1	GRADE 2	GRADE 3
60"	36"	37"	483	835	966	1,008
66"	36"	37"	492	841	975	1,015
72"	36"	37"	498	849	981	1,022
78"	36"	37"	504	854	987	1,029
84"	36"	37"	510	862	993	1,035

Note: Order according to overall hutch size; actual tackboard size is 2.5" smaller width & 20" height

### Features & Specifications

### No Charge Options

### Optional Extra



### SPECIAL NOTES

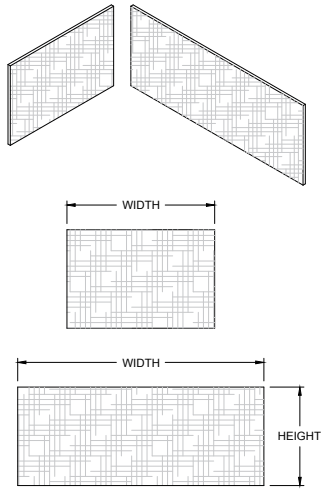


ORDER CODE SAMPLE			
ITEM CODE	WIDTH	HEIGHT	OPTION
NJECN	W60	H37	G1

- Indicate fabric color in comments of purchase order.
- Product can be mounted using Velcro or other adhesive
- Tackboard is 2.5" shorter than overall hutch width
- Specify fabric, add code: Grade 0 'G0', Grade 1 'G1', Grade 2 'G2' or Grade 3 'G3'
- Customer's own material (COM) option, add code 'G0'

- All standard fabrics available

- BRC Does not warranty material, construction or labour on materials that are not supplied by BRC.



HUTCH OVERALL SIZE			FABRIC GRADE / PRICE			
HUTCH WIDTH	HUTCH DEPTH	HUTCH HEIGHT	GRADE 0	GRADE 1	GRADE 2	GRADE 3
60"	36"	43"	519	867	1,002	1,042
66"	36"	43"	524	875	1,007	1,049
72"	36"	43"	531	881	1,014	1,056
78"	36"	43"	537	889	1,019	1,062
84"	36"	43"	546	894	1,028	1,068

Note: Order according to overall hutch size; actual tackboard size is 2.5" smaller width & 20" height

### Features & Specifications

### No Charge Options



ORDER CODE SAMPLE			
ITEM CODE	WIDTH	HEIGHT	OPTION
NJECN	W60	H43	G2

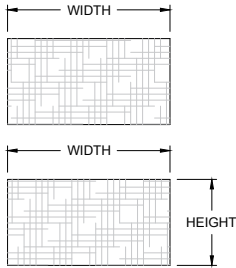
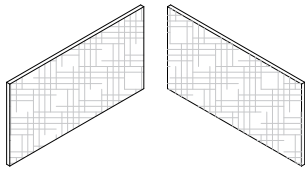
- Indicate fabric color in comments of purchase order.
- Product can be mounted using Velcro or other adhesive
- Tackboard is 2.5" shorter than overall hutch width
- Specify fabric, add code: Grade 0 'G0', Grade 1 'G1', Grade 2 'G2' or Grade 3 'G3'
- Customer's own material (COM) option, add code 'G0'

- All standard fabrics available



### SPECIAL NOTES

- BRC Does not warranty material, construction or labour on materials that are not supplied by BRC.



NOMINAL SIZE		FABRIC GRADE / PRICE			
WIDTH	HEIGHT	GRADE 0	GRADE 1	GRADE 2	GRADE 3
36"	37"	457	750	860	894
42"	37"	471	763	874	907
48"	37"	483	776	886	923

Note: Order according to overall hutch size; actual tackboard size is 2.5" smaller width & 20" height

### Features & Specifications

### No Charge Options



### SPECIAL NOTES

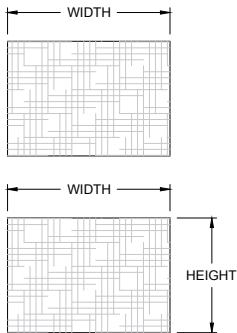
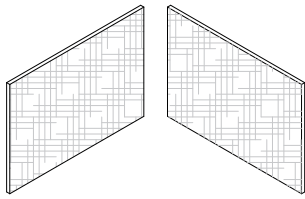


ORDER CODE SAMPLE			
ITEM CODE	WIDTH	HEIGHT	OPTION
NJSCN	W35	H37	G1

- Indicate fabric color in comments of purchase order.
- Product can be mounted using Velcro or other adhesive
- Tackboard is 2.5" shorter than overall hutch width
- Specify fabric, add code: Grade 0 'G0', Grade 1 'G1', Grade 2 'G2' or Grade 3 'G3'
- Customer's own material (COM) option, add code 'G0'

- All standard fabrics available

- BRC Does not warranty material, construction or labour on materials that are not supplied by BRC.



NOMINAL SIZE		FABRIC GRADE / PRICE			
WIDTH	HEIGHT	GRADE 0	GRADE 1	GRADE 2	GRADE 3
36"	43"	483	776	886	923
42"	43"	498	790	901	934
48"	43"	510	803	913	950

Note: Order according to overall hutch size; actual tackboard size is 2.5" smaller width & 20" height

### Features & Specifications

### No Charge Options



### SPECIAL NOTES

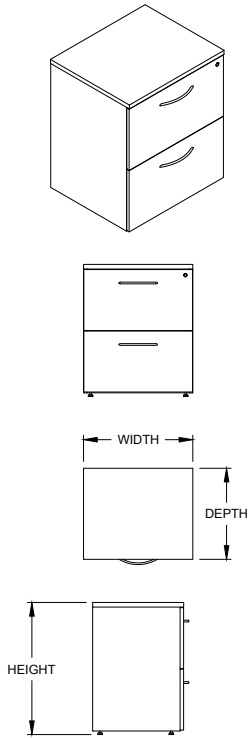


ORDER CODE SAMPLE			
ITEM CODE	WIDTH	HEIGHT	OPTION
NJSCN	W35	H43	G3

- Indicate fabric color in comments of purchase order.
- Product can be mounted using Velcro or other adhesive
- Tackboard is 2.5" shorter than overall hutch width
- Specify fabric, add code: Grade 0 'G0', Grade 1 'G1', Grade 2 'G2' or Grade 3 'G3'
- Customer's own material (COM) option, add code 'G0'

- All standard fabrics available

- BRC Does not warranty material, construction or labour on materials that are not supplied by BRC.



OVERALL SIZE			LAMINATE	
WIDTH	DEPTH	HEIGHT	PRICE M1	PRICE H1
24"	20"	29"	1,210	1,318
30"	20"	29"	1,320	1,430
36"	20"	29"	1,432	1,541
24"	24"	29"	1,237	1,347
30"	24"	29"	1,348	1,458
36"	24"	29"	1,458	1,567
24"	30"	29"	1,265	1,375
30"	30"	29"	1,376	1,485
36"	30"	29"	1,485	1,596

Features & Specifications



ORDER CODE SAMPLE						
ITEM CODE	WIDTH	DEPTH	HEIGHT	LAMINATE	LOCK	OPTION
NL2HZ	W30	D20	H29	M1	LBB	HF

No Charge Options

Optional Extra



SPECIAL NOTES

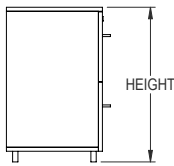
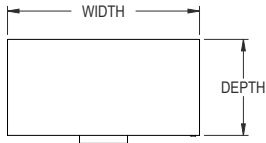
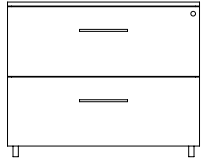
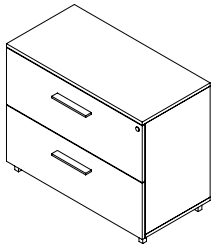
- 3/4" Thick LPL case construction with one inch of leveling
- File hanging bars and lock(s) included
- Lateral file drawer includes interlock (anti-tilt) system, one drawer opens at a time
- Laminate codes - M1: 1" LPL, H1: 1" HPL (top only)

- All standard laminate finishes available
- Specify lock option: BRC standard black 'LBB', silver 'LBS'

- High pressure drawer fronts add code 'HF' and add \$187
- Counterweight add code 'CW' and add \$137

- This storage product must be secured or ganged to an additional support structure (eg: wall, adjacent cabinet)





OVERALL SIZE			LAMINATE	
WIDTH	DEPTH	HEIGHT	PRICE M1	PRICE H1
24"	20"	29"	1,348	1,458
30"	20"	29"	1,458	1,567
36"	20"	29"	1,568	1,679
24"	24"	29"	1,376	1,485
30"	24"	29"	1,485	1,596
36"	24"	29"	1,597	1,705
24"	30"	29"	1,402	1,515
30"	30"	29"	1,515	1,622
36"	30"	29"	1,623	1,734

Features & Specifications

No Charge Options

Optional Extra



SPECIAL NOTES



ORDER CODE SAMPLE						
ITEM CODE	WIDTH	DEPTH	HEIGHT	LAMINATE	LOCK	OPTION
NL2HY	W30	D20	H29	M1	LBB	HF

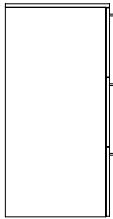
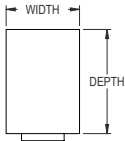
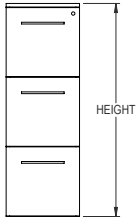
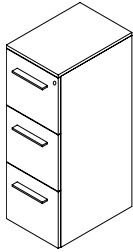
- 3/4" Thick LPL case construction with one inch of leveling
- File hanging bars and lock(s) included
- Lateral file drawer includes interlock (anti-tilt) system, one drawer opens at a time
- Laminate codes - M1: 1" LPL, H1: 1" HPL (top only)

- All standard laminates and metal finishes available
- Specify lock option: BRC standard black 'LBB', silver 'LBS'

- High pressure drawer fronts add code 'HF' and add \$187
- Counterweight add code 'CW' and add \$137

- This storage product must be secured or ganged to an additional support structure (eg: wall, adjacent cabinet)





OVERALL SIZE			LAMINATE	
WIDTH	DEPTH	HEIGHT	PRICE <i>M1</i>	PRICE <i>H1</i>
15.75"	20"	42.5"	1,576	1,731
15.75"	24"	42.5"	1,598	1,758
15.75"	30"	42.5"	1,620	1,782



ORDER CODE SAMPLE						
ITEM CODE	WIDTH	DEPTH	HEIGHT	LAMINATE	LOCK	OPTION
NFFFZ	W15.75	D22	H42.5	<i>M1</i>	<i>LBB</i>	<i>CW</i>

Features & Specifications

- 3/4" Thick LPL case construction with one inch of leveling
- File hanging bars and lock(s) included
- Laminate codes - *M1*: 1" LPL, *H1*: 1" HPL (top only)

No Charge Options

- All standard laminate finishes available
- Specify lock option: BRC standard black '*LBB*', silver '*LBS*'

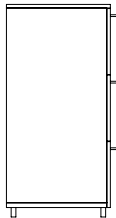
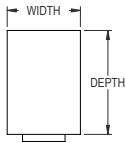
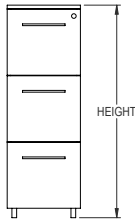
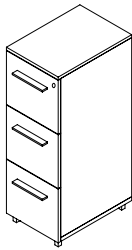
Optional Extra

- High pressure drawer fronts add code '*HF*' and add \$278
- Counterweight add code '*CW*' and add \$137



SPECIAL NOTES

- This storage product must be secured or ganged to an additional support structure (eg: wall, adjacent cabinet)



OVERALL SIZE			LAMINATE	
WIDTH	DEPTH	HEIGHT	PRICE <i>M1</i>	PRICE <i>H1</i>
15.75"	20"	42.5"	1,859	2,045
15.75"	24"	42.5"	1,883	2,071
15.75"	30"	42.5"	1,904	2,096

Features & Specifications

No Charge Options

Optional Extra



SPECIAL NOTES



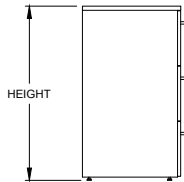
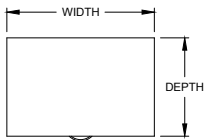
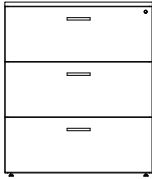
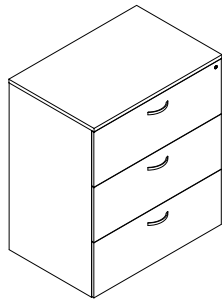
ORDER CODE SAMPLE						
ITEM CODE	WIDTH	DEPTH	HEIGHT	LAMINATE	LOCK	OPTION
NFFFY	W15.75	D22	H42.5	<i>M1</i>	<i>LBB</i>	<i>CW</i>

- 3/4" Thick LPL case construction with one inch of leveling
- File hanging bars and lock(s) included
- Laminate codes - *M1*: 1" LPL, *H1*: 1" HPL (top only)

- All standard laminates and metal finishes available
- Specify lock option: BRC standard black '*LBB*', silver '*LBS*'

- High pressure drawer fronts add code '*HF*' and add \$278
- Counterweight add code '*CW*' and add \$137

- This storage product must be secured or ganged to an additional support structure (eg: wall, adjacent cabinet)



OVERALL SIZE			LAMINATE	
WIDTH	DEPTH	HEIGHT	PRICE M1	PRICE H2
24"	20"	42.25"	1,671	2,087
30"	20"	42.25"	1,708	2,134
36"	20"	42.25"	1,883	2,353
24"	24"	42.25"	1,750	2,185
30"	24"	42.25"	1,788	2,235
36"	24"	42.25"	1,970	2,462
24"	30"	42.25"	1,830	2,288
30"	30"	42.25"	1,872	2,338
36"	30"	42.25"	2,063	2,578

Features & Specifications



ORDER CODE SAMPLE						
ITEM CODE	WIDTH	DEPTH	HEIGHT	LAMINATE	LOCK	OPTION
NL3HZ	W30	D20	H42.5	M1	LBB	HF

- 3/4" Thick LPL case construction with one inch of leveling
- File hanging bars and lock(s) included
- Lateral file drawer includes interlock (anti-tilt) system, one drawer opens at a time
- Laminate codes - M1: 1" LPL, H1: 1" HPL (top only)

No Charge Options

- All standard laminate finishes available
- Specify lock option: BRC standard black 'LBB', silver 'LBS'

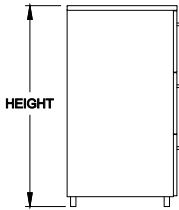
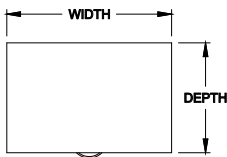
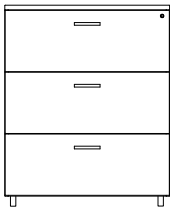

Optional Extra

- High pressure drawer fronts add code 'HF' and add \$278
- Counterweight add code 'CW' and add \$137



SPECIAL NOTES

- This storage product must be secured or ganged to an additional support structure (eg: wall, adjacent cabinet)



OVERALL SIZE			LAMINATE	
WIDTH	DEPTH	HEIGHT	PRICE M1	PRICE H1
24"	20"	42.25"	1,710	2,107
30"	20"	42.25"	1,748	2,154
36"	20"	42.25"	1,913	2,360
24"	24"	42.25"	1,785	2,203
30"	24"	42.25"	1,823	2,247
36"	24"	42.25"	1,996	2,465
24"	30"	42.25"	1,863	2,298
30"	30"	42.25"	1,902	2,347
36"	30"	42.25"	2,084	2,575

Features & Specifications



ORDER CODE SAMPLE						
ITEM CODE	WIDTH	DEPTH	HEIGHT	LAMINATE	LOCK	OPTION
NL3HY	W30	D20	H42.5	M1	LBB	HF

- 3/4" Thick LPL case construction with one inch of leveling
- File hanging bars and lock(s) included
- Lateral file drawer includes interlock (anti-tilt) system, one drawer opens at a time
- Laminate codes - M1: 1" LPL, H1: 1" HPL (top only)

No Charge Options

- All standard laminates and metal finishes available
- Specify lock option: BRC standard black 'LBB', silver 'LBS'


Optional Extra

- High pressure drawer fronts add code 'HF' and add \$278
- Counterweight add code 'CW' and add \$137



SPECIAL NOTES

- This storage product must be secured or ganged to an additional support structure (eg: wall, adjacent cabinet)



OVERALL SIZE			LAMINATE	
WIDTH	DEPTH	HEIGHT	PRICE M1	PRICE H1
24"	20"	56"	2,033	2,541
30"	20"	56"	2,132	2,814
36"	20"	56"	2,298	3,024
24"	24"	56"	2,173	2,868
30"	24"	56"	2,315	3,044
36"	24"	56"	2,456	3,221
24"	30"	56"	2,208	2,910
30"	30"	56"	2,448	3,210
36"	30"	56"	2,582	3,377

Features & Specifications

- 3/4" Thick LPL case construction with one inch of leveling
- File hanging bars and lock(s) included
- Lateral file drawer includes interlock (anti-tilt) system, one drawer opens at a time
- Laminate codes - M1: 1" LPL, H1: 1" HPL (top only)

No Charge Options

- All standard laminate finishes available
- Specify lock option: BRC standard black 'LBB', silver 'LBS'

Optional Extra

- High pressure drawer fronts add code 'HF' and add \$371
- Counterweight add code 'CW' and add \$137

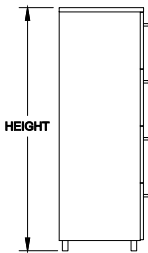
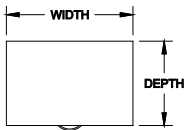
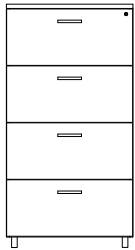
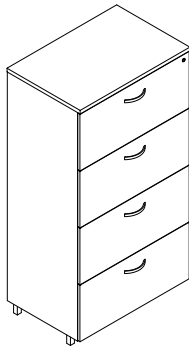


SPECIAL NOTES

- This storage product must be secured or ganged to an additional support structure (eg: wall, adjacent cabinet)



ORDER CODE SAMPLE						
ITEM CODE	WIDTH	DEPTH	HEIGHT	LAMINATE	LOCK	OPTION
NL4HZ	W30	20	H56	M1	LBB	HF



OVERALL SIZE			LAMINATE	
WIDTH	DEPTH	HEIGHT	PRICE M1	PRICE H1
24"	20"	56"	2,155	2,663
30"	20"	56"	2,252	2,935
36"	20"	56"	2,420	3,145
24"	24"	56"	2,294	2,988
30"	24"	56"	2,436	3,164
36"	24"	56"	2,577	3,339
24"	30"	56"	2,328	3,030
30"	30"	56"	2,568	3,332
36"	30"	56"	2,702	3,498

Features & Specifications

- 3/4" Thick LPL case construction with one inch of leveling
- File hanging bars and lock(s) included
- Lateral file drawer includes interlock (anti-tilt) system, one drawer opens at a time
- Laminate codes - M1: 1" LPL, H1: 1" HPL (top only)

No Charge Options

- All standard laminates and metal finishes available
- Specify lock option: BRC standard black 'LBB', silver 'LBS'

Optional Extra

- High pressure drawer fronts add code 'HF' and add \$371
- Counterweight add code 'CW' and add \$137

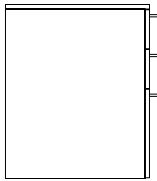
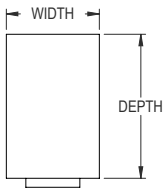
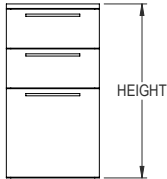
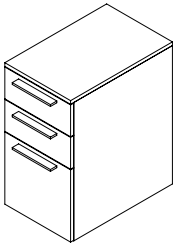


SPECIAL NOTES

- This storage product must be secured or ganged to an additional support structure (eg: wall, adjacent cabinet)



ORDER CODE SAMPLE						
ITEM CODE	WIDTH	DEPTH	HEIGHT	LAMINATE	LOCK	OPTION
NL4HY	W30	D20	H56	M1	LBB	HF



OVERALL SIZE			LAMINATE	
WIDTH	DEPTH	HEIGHT	PRICE <i>M1</i>	PRICE <i>H1</i>
15.75"	18.75"	29"	977	1,081
15.75"	24"	29"	1,001	1,104
15.75"	30"	29"	1,024	1,126

Features & Specifications

No Charge Options

Optional Extra



SPECIAL NOTES



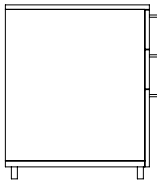
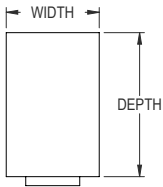
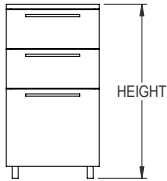
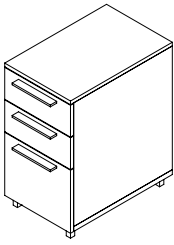
ORDER CODE SAMPLE						
ITEM CODE	WIDTH	DEPTH	HEIGHT	LAMINATE	LOCK	OPTION
NBBFZ	W15.75	D24	H29	<i>M1</i>	<i>LBB</i>	<i>CW</i>

- One inch of leveling
- 3/4" LPL Case construction
- Includes locks and file hanging bars
- Box drawer includes pencil tray
- Laminate codes - *M1*: 1" LPL, *H1*: 1" HPL (top only)

- All standard laminates available
- Specify lock option: BRC standard black '*LBB*', silver '*LBS*'

- High pressure drawer fronts add code '*HF*' and add \$278
- Counterweight '*CW*' add \$137

- This storage product must be secured or ganged to an additional support structure (eg: wall, adjacent cabinet).



OVERALL SIZE			LAMINATE	
WIDTH	DEPTH	HEIGHT	PRICE <i>M1</i>	PRICE <i>H1</i>
15.75"	18.75"	29"	1,096	1,199
15.75"	24"	29"	1,119	1,223
15.75"	30"	29"	1,144	1,247



ORDER CODE SAMPLE						
ITEM CODE	WIDTH	DEPTH	HEIGHT	LAMINATE	LOCK	OPTION
NBBFY	W15.75	D24	H29	<i>M1</i>	<i>LBB</i>	<i>CW</i>

Features & Specifications

- One inch of leveling
- 3/4" LPL Case construction
- Includes locks and file hanging bars
- Box drawer includes pencil tray
- Laminate codes - *M1*: 1" LPL, *H1*: 1" HPL (top only)

No Charge Options

- All standard laminates available
- Specify lock option: BRC standard black '*LBB*', silver '*LBS*'

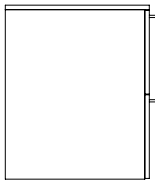
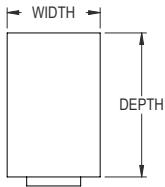
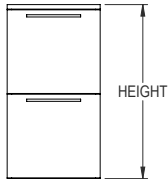
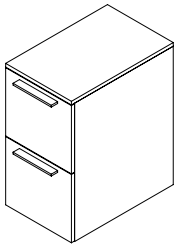
Optional Extra

- High pressure drawer fronts add code '*HF*' and add \$278
- Counterweight '*CW*' add \$137



SPECIAL NOTES

- This storage product must be secured or ganged to an additional support structure (eg: wall, adjacent cabinet).



OVERALL SIZE			LAMINATE	
WIDTH	DEPTH	HEIGHT	PRICE <i>M1</i>	PRICE <i>H1</i>
15.75"	18.75"	29"	928	1,032
15.75"	24"	29"	952	1,055
15.75"	30"	29"	976	1,079

Features & Specifications

No Charge Options

Optional Extra



SPECIAL NOTES



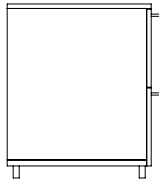
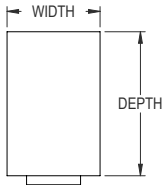
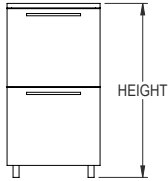
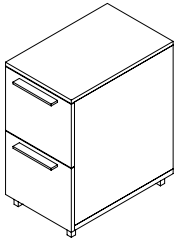
ORDER CODE SAMPLE						
ITEM CODE	WIDTH	DEPTH	HEIGHT	LAMINATE	LOCK	OPTION
NP2FZ	W15.75	D24	H29	<i>M1</i>	<i>LBB</i>	<i>CW</i>

- One inch of leveling
- 3/4" LPL Case construction
- Includes locks and file hanging bars
- Laminate codes - *M1*: 1" LPL, *H1*: 1" HPL (top only)

- All standard laminates available
- Specify lock option: BRC standard black '*LBB*', silver '*LBS*'

- High pressure drawer fronts add code '*HF*' and add \$187
- Counterweight '*CW*' add \$137

- This storage product must be secured or ganged to an additional support structure (eg: wall, adjacent cabinet).



OVERALL SIZE			LAMINATE	
WIDTH	DEPTH	HEIGHT	PRICE <i>M1</i>	PRICE <i>H1</i>
15.75"	18.75"	29"	1,049	1,152
15.75"	24"	29"	1,071	1,174
15.75"	30"	29"	1,095	1,198



ORDER CODE SAMPLE						
ITEM CODE	WIDTH	DEPTH	HEIGHT	LAMINATE	LOCK	OPTION
NP2FY	W15.75	D24	H29	<i>M1</i>	<i>LBB</i>	<i>CW</i>

Features & Specifications

- One inch of leveling
- 3/4" LPL Case construction
- Includes locks and file hanging bars
- Laminate codes - *M1*: 1" LPL, *H1*: 1" HPL (top only)

No Charge Options

- All standard laminates available
- Specify lock option: BRC standard black '*LBB*', silver '*LBS*'


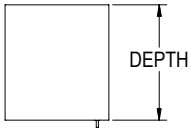
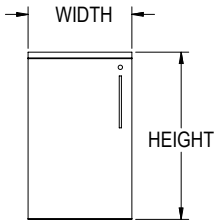
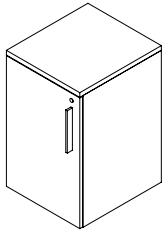
Optional Extra

- High pressure drawer fronts add code '*HF*' and add \$187
- Counterweight '*CW*' add \$137



SPECIAL NOTES

- This storage product must be secured or ganged to an additional support structure (eg: wall, adjacent cabinet).



HINGED LEFT 'HL'  
SHOWN

Features & Specifications

No Charge Options


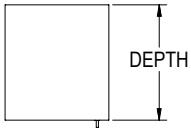
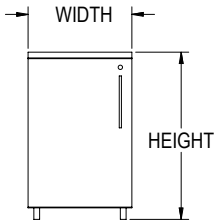
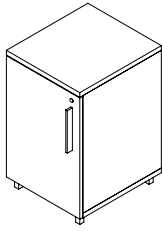
OVERALL SIZE			LAMINATE	
WIDTH	DEPTH	HEIGHT	PRICE M1	PRICE H1
9"	18.75"	29"	970	1,104
12"	18.75"	29"	993	1,124
18"	18.75"	29"	1,013	1,144
9"	20"	29"	968	1,097
12"	20"	29"	993	1,124
18"	20"	29"	1,013	1,144
9"	24"	29"	993	1,124
12"	24"	29"	1,013	1,144
18"	24"	29"	1,032	1,164
9"	30"	29"	1,013	1,144
12"	30"	29"	1,032	1,164
18"	30"	29"	1,053	1,184



ORDER CODE SAMPLE						
ITEM CODE	WIDTH	DEPTH	HEIGHT	LAMINATE	HAND	LOCK
NDCDZ	W18	D20	H29	M1	HL	LBB

- 3/4" Thick LPL case construction with one inch of leveling
- Includes lock(s)
- One 3/4" thick adjustable shelf in storage space
- Laminate codes - H1: 1" HPL, M1: 1" LPL (top only)
- Specify hinged left 'HL' or hinged right 'HR' when ordering

- All standard laminate finishes available
- Lock: Hudson black 'LBB', silver 'LBS'



HINGED LEFT 'HL'  
SHOWN

OVERALL SIZE			LAMINATE	
WIDTH	DEPTH	HEIGHT	PRICE M1	PRICE H1
9"	18.75"	29"	1,092	1,224
12"	18.75"	29"	1,115	1,246
18"	18.75"	29"	1,134	1,265
9"	20"	29"	1,091	1,219
12"	20"	29"	1,115	1,246
18"	20"	29"	1,134	1,265
9"	24"	29"	1,115	1,246
12"	24"	29"	1,134	1,265
18"	24"	29"	1,154	1,286
9"	30"	29"	1,134	1,265
12"	30"	29"	1,154	1,286
18"	30"	29"	1,173	1,305



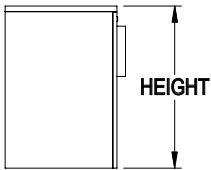
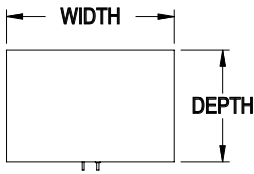
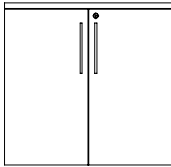
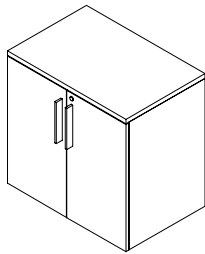
ORDER CODE SAMPLE						
ITEM CODE	WIDTH	DEPTH	HEIGHT	LAMINATE	HAND	LOCK
NDCDY	W18	D20	H29	M1	HL	LBB

Features & Specifications

- 3/4" Thick LPL case construction with one inch of leveling
- Includes lock(s)
- One 3/4" thick adjustable shelf in storage space
- Laminate codes - H1: 1" HPL, M1: 1" LPL (top only)
- Specify hinged left 'HL' or hinged right 'HR' when ordering

No Charge Options

- All standard laminate finishes available
- Lock: Hudson black 'LBB', silver 'LBS'



OVERALL SIZE			LAMINATE	
WIDTH	DEPTH	HEIGHT	PRICE M1	PRICE H1
24"	20"	29"	1,274	1,446
30"	20"	29"	1,307	1,479
36"	20"	29"	1,333	1,505
24"	24"	29"	1,307	1,479
30"	24"	29"	1,333	1,505
36"	24"	29"	1,359	1,531



ORDER CODE SAMPLE						
ITEM CODE	WIDTH	DEPTH	HEIGHT	LAMINATE	LOCK	OPTION
NDCSZ	W30	D20	H29	M1	LBB	HF

Features & Specifications

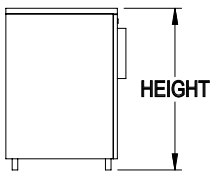
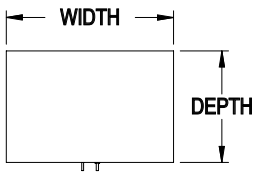
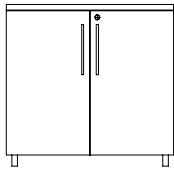
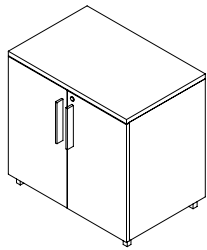
- 3/4" Thick LPL case construction with one inch of leveling
- Includes lock(s)
- One 3/4" thick adjustable shelf in storage space
- Laminate codes - M1: 1" LPL, H1: 1" HPL (top only)

No Charge Options

- All standard laminate finishes available
- Specify lock option: BRC standard black 'LBB', silver 'LBS'

Optional Extra

- High pressure door fronts add code 'HF' and add \$187



OVERALL SIZE			LAMINATE	
WIDTH	DEPTH	HEIGHT	PRICE M1	PRICE H1
24"	20"	29"	1,399	1,571
30"	20"	29"	1,430	1,603
36"	20"	29"	1,456	1,629
24"	24"	29"	1,430	1,603
30"	24"	29"	1,456	1,629
36"	24"	29"	1,483	1,656



ORDER CODE SAMPLE						
ITEM CODE	WIDTH	DEPTH	HEIGHT	LAMINATE	LOCK	OPTION
NDCSY	W30	D24	H29	M1	LBB	HF

Features & Specifications

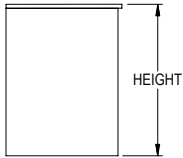
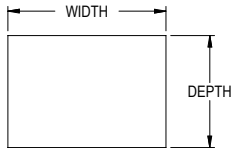

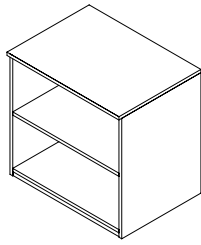
- 3/4" Thick LPL case construction with one inch of leveling
- Includes lock(s)
- One 3/4" thick adjustable shelf in storage space
- Laminate codes - M1: 1" LPL, H1: 1" HPL (top only)

No Charge Options

- All standard laminates and metal finishes available
- Specify lock option: BRC standard black 'LBB', silver 'LBS'

Optional Extra

- High pressure door fronts add code 'HF' and add \$187



Features & Specifications

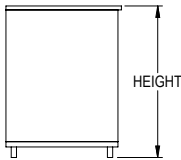
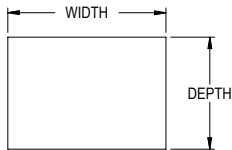
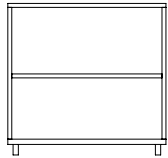
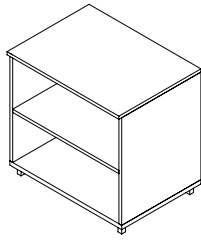
No Charge Options

OVERALL SIZE			LAMINATE	
WIDTH	DEPTH	HEIGHT	PRICE M1	PRICE H1
18"	18.75	29"	1,228	1,350
24"	18.75"	29"	1,256	1,381
30"	18.75"	29"	1,285	1,412
36"	18.75"	29"	1,311	1,441
18"	24"	29"	1,256	1,381
24"	24"	29"	1,285	1,412
30"	24"	29"	1,311	1,441
36"	24"	29"	1,338	1,473
18"	30"	29"	1,285	1,412
24"	30"	29"	1,311	1,441
30"	30"	29"	1,338	1,473
36"	30"	29"	1,366	1,501



ORDER CODE SAMPLE				
ITEM CODE	WIDTH	DEPTH	HEIGHT	LAMINATE
NDOSZ	W30	D24	H29	M1

- 3/4" Thick LPL case construction with one inch of leveling
  - Top overhangs gables by 3/4"
  - One 3/4" thick adjustable shelf in storage space
  - Laminate codes - M1: 1" LPL, H1: 1" HPL (top only)
- 
- All standard laminate finishes available



Features & Specifications

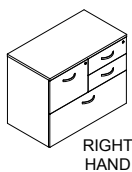
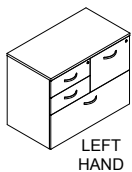
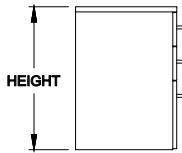
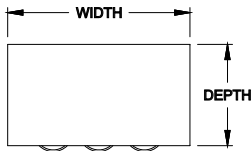
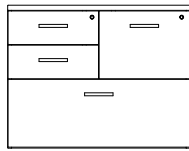
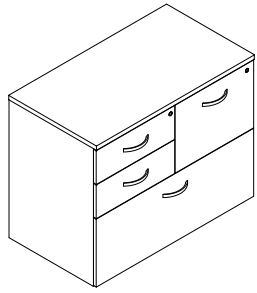
No Charge Options

OVERALL SIZE			LAMINATE	
WIDTH	DEPTH	HEIGHT	PRICE M1	PRICE H1
18"	18.75	29"	1,366	1,501
24"	18.75"	29"	1,392	1,532
30"	18.75"	29"	1,419	1,563
36"	18.75"	29"	1,449	1,594
18"	24"	29"	1,392	1,532
24"	24"	29"	1,419	1,563
30"	24"	29"	1,449	1,594
36"	24"	29"	1,476	1,623
18"	30"	29"	1,419	1,563
24"	30"	29"	1,449	1,594
30"	30"	29"	1,476	1,623
36"	30"	29"	1,505	1,654



ORDER CODE SAMPLE				
ITEM CODE	WIDTH	DEPTH	HEIGHT	LAMINATE
NDOSY	W30	D24	H29	M1

- 3/4" Thick LPL case construction with one inch of leveling
  - Top overhangs gables by 3/4"
  - One 3/4" thick adjustable shelf in storage space
  - Laminate codes - M1: 1" LPL, H1: 1" HPL (top only)
- No Charge Options
- All standard laminates and metal finishes available



OVERALL SIZE			LAMINATE	
WIDTH	DEPTH	HEIGHT	PRICE <i>M1</i>	PRICE <i>H1</i>
30"	20"	29"	1,516	1,893
36"	20"	29"	1,622	2,027
30"	24"	29"	1,541	1,925
36"	24"	29"	1,648	2,058

Features & Specifications

No Charge Options

Optional Extra



SPECIAL NOTES



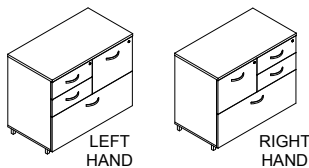
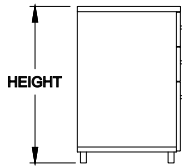
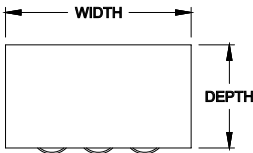
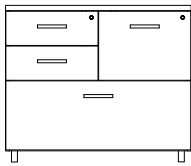

ORDER CODE SAMPLE							
ITEM CODE	WIDTH	DEPTH	HEIGHT	LAMINATE	HAND	LOCK	OPTION
NPFAZ	W30	D20	H29	<i>M1</i>	<i>R</i>	<i>LBB</i>	<i>HF</i>

- 3/4" Thick LPL case construction with one inch of leveling
- One pencil tray, file hanging bars and lock(s) included
- Laminate codes - *M1*: 1" LPL, *H1*: 1" HPL (top only)
- Specify handedness left '*L*' or right '*R*' when ordering

- All standard laminate finishes available
- Specify lock option: BRC standard black '*LBB*', silver '*LBS*'

- High pressure drawer fronts add code '*HF*' and add \$371
- Counterweight add code '*CW*' and add \$137

- This storage product must be secured or ganged to an additional support structure (eg: wall, adjacent cabinet)



OVERALL SIZE			LAMINATE	
WIDTH	DEPTH	HEIGHT	PRICE <i>M1</i>	PRICE <i>H1</i>
30"	20"	29"	1,634	2,014
36"	20"	29"	1,743	2,148
30"	24"	29"	1,660	2,046
36"	24"	29"	1,769	2,181



ORDER CODE SAMPLE							
ITEM CODE	WIDTH	DEPTH	HEIGHT	LAMINATE	HAND	LOCK	OPTION
NPFAY	W30	D20	H29	<i>M1</i>	<i>R</i>	<i>LBB</i>	<i>HF</i>

Features & Specifications

- 3/4" Thick LPL case construction with one inch of leveling
- One pencil tray, file hanging bars and lock(s) included
- Laminate codes - *M1*: 1" LPL, *H1*: 1" HPL (top only)
- Specify handedness left '*L*' or right '*R*' when orderin

No Charge Options

- All standard laminates and metal finishes available
- Specify lock option: BRC standard black '*LBB*', silver '*LBS*'

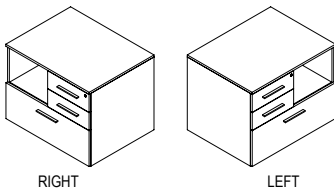
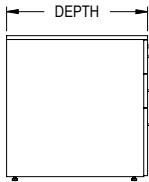
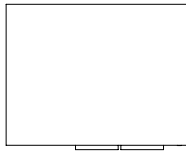
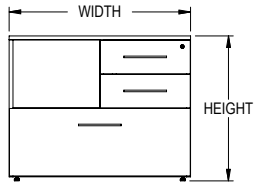
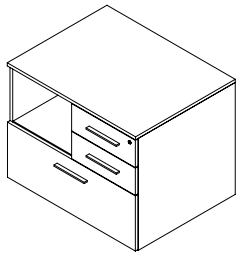
Optional Extra

- High pressure drawer fronts add code '*HF*' and add \$371
- Counterweight add code '*CW*' and add \$137



SPECIAL NOTES

- This storage product must be secured or ganged to an additional support structure (eg: wall, adjacent cabinet)



OVERALL SIZE			LAMINATE	
WIDTH	DEPTH	HEIGHT	PRICE <i>M1</i>	PRICE <i>H1</i>
30"	20"	29"	1,377	1,582
36"	20"	29"	1,490	1,713
30"	24"	29"	1,404	1,616
36"	24"	29"	1,517	1,744
30"	30"	29"	1,568	1,802
36"	30"	29"	1,678	1,929



ORDER CODE SAMPLE							
ITEM CODE	WIDTH	DEPTH	HEIGHT	LAMINATE	HAND	LOCK	OPTION
NPMAZ	W30	D20	H29	<i>M1</i>	<i>R</i>	<i>LBB</i>	<i>HF</i>

Features & Specifications

- 3/4" Thick LPL case construction with one inch of leveling
- One pencil tray, file hanging bars and lock(s) included
- Laminate codes - *M1*: 1" LPL, *H1*: 1" HPL (top only)
- Specify handedness left '*L*' or right '*R*' when ordering

No Charge Options

- All standard laminate finishes available
- Specify lock option: BRC standard black '*LBB*', silver '*LBS*'

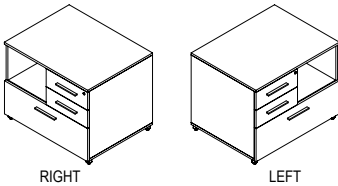

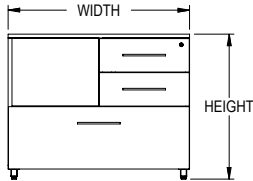
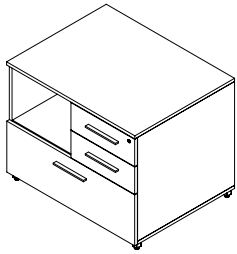
Optional Extra

- High pressure drawer fronts add code '*HF*' and add \$278
- Counterweight add code '*CW*' and add \$137



SPECIAL NOTES

- This storage product must be secured or ganged to an additional support structure (eg: wall, adjacent cabinet)



OVERALL SIZE			LAMINATE	
WIDTH	DEPTH	HEIGHT	PRICE <i>M1</i>	PRICE <i>H1</i>
30"	20"	29"	1,497	1,704
36"	20"	29"	1,609	1,834
30"	24"	29"	1,525	1,734
36"	24"	29"	1,637	1,864
30"	30"	29"	1,688	1,923
36"	30"	29"	1,798	2,051



ORDER CODE SAMPLE							
ITEM CODE	WIDTH	DEPTH	HEIGHT	LAMINATE	HAND	LOCK	OPTION
NPMAY	W30	D20	H29	<i>M1</i>	<i>R</i>	<i>LBB</i>	<i>HF</i>

Features & Specifications

- 3/4" Thick LPL case construction with one inch of leveling
- One pencil tray, file hanging bars and lock(s) included
- Laminate codes - *M1*: 1" LPL, *H1*: 1" HPL (top only)
- Specify handedness left '*L*' or right '*R*' when ordering

No Charge Options

- All standard laminates and metal finishes available
- Specify lock option: BRC standard black '*LBB*', silver '*LBS*'

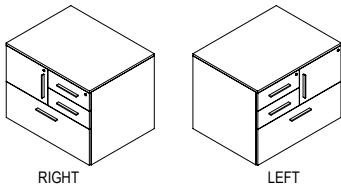

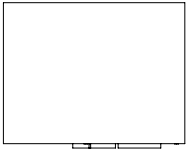
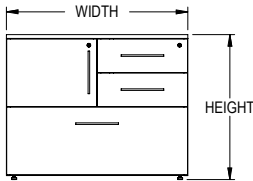
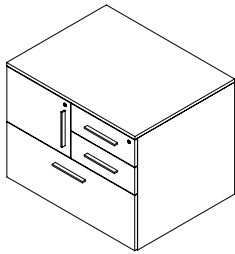
Optional Extra

- High pressure drawer fronts add code '*HF*' and add \$278
- Counterweight add code '*CW*' and add \$137



SPECIAL NOTES

- This storage product must be secured or ganged to an additional support structure (eg: wall, adjacent cabinet)



OVERALL SIZE			LAMINATE	
WIDTH	DEPTH	HEIGHT	PRICE <i>M1</i>	PRICE <i>H1</i>
30"	20"	29"	1,418	1,631
36"	20"	29"	1,531	1,760
30"	24"	29"	1,445	1,662
36"	24"	29"	1,558	1,791
30"	30"	29"	1,608	1,850
36"	30"	29"	1,720	1,976



ORDER CODE SAMPLE							
ITEM CODE	WIDTH	DEPTH	HEIGHT	LAMINATE	HAND	LOCK	OPTION
NPEAZ	W30	D20	H29	<i>M1</i>	<i>R</i>	<i>LBB</i>	<i>HF</i>

Features & Specifications

- 3/4" Thick LPL case construction with one inch of leveling
- One pencil tray, file hanging bars and lock(s) included
- Laminate codes - *M1*: 1" LPL, *H1*: 1" HPL (top only)
- Specify handedness left '*L*' or right '*R*' when ordering

No Charge Options

- All standard laminate finishes available
- Specify lock option: BRC standard black '*LBB*', silver '*LBS*'

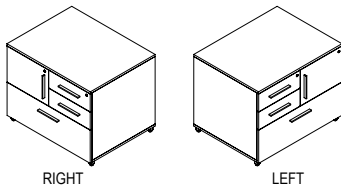

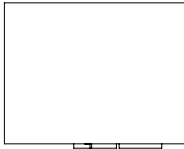
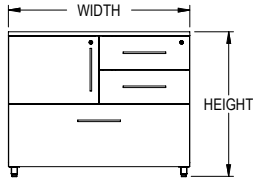
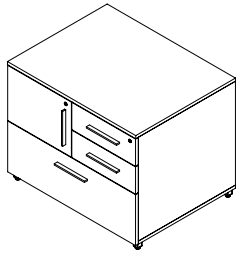
Optional Extra

- High pressure drawer and door fronts add code '*HF*' and add \$371
- Counterweight add code '*CW*' and add \$137



SPECIAL NOTES

- This storage product must be secured or ganged to an additional support structure (eg: wall, adjacent cabinet)



OVERALL SIZE			LAMINATE	
WIDTH	DEPTH	HEIGHT	PRICE <i>M1</i>	PRICE <i>H1</i>
30"	20"	29"	1,540	1,752
36"	20"	29"	1,652	1,881
30"	24"	29"	1,567	1,783
36"	24"	29"	1,679	1,912
30"	30"	29"	1,730	1,971
36"	30"	29"	1,839	2,097



ORDER CODE SAMPLE							
ITEM CODE	WIDTH	DEPTH	HEIGHT	LAMINATE	HAND	LOCK	OPTION
NPEAY	W30	D20	H29	<i>M1</i>	<i>R</i>	<i>LBB</i>	<i>HF</i>

Features & Specifications

- 3/4" Thick LPL case construction with one inch of leveling
- One pencil tray, file hanging bars and lock(s) included
- Laminate codes - *M1*: 1" LPL, *H1*: 1" HPL (top only)
- Specify handedness left '*L*' or right '*R*' when ordering

No Charge Options

- All standard laminates and metal finishes available
- Specify lock option: BRC standard black '*LBB*', silver '*LBS*'

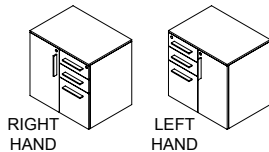
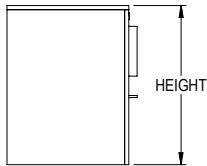
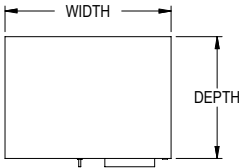
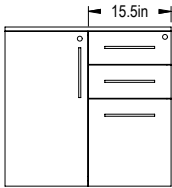
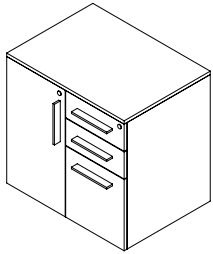
Optional Extra

- High pressure drawer and door fronts add code '*HF*' and add \$371
- Counterweight add code '*CW*' and add \$137



SPECIAL NOTES

- This storage product must be secured or ganged to an additional support structure (eg: wall, adjacent cabinet)



NOTE: BOX AND/OR FILE DRAWERS ARE 15.75" WIDE REGARDLESS OF OVERALL WIDTH

Features & Specifications

No Charge Options

Optional Extra

OVERALL SIZE			LAMINATE	
WIDTH	DEPTH	HEIGHT	PRICE <i>M1</i>	PRICE <i>H1</i>
30"	20"	29"	1,859	2,322
36"	20"	29"	1,880	2,348
30"	24"	29"	1,902	2,378
36"	24"	29"	1,880	2,348
30"	30"	29"	1,902	2,378
36"	30"	29"	1,925	2,407

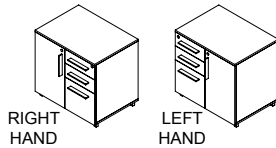
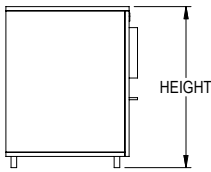
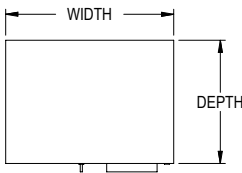
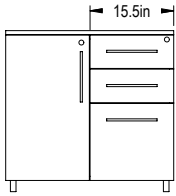
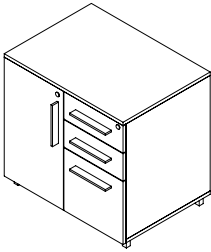


ORDER CODE SAMPLE							
ITEM CODE	WIDTH	DEPTH	HEIGHT	LAMINATE	HAND	LOCK	OPTION
NPDAZ	W36	D24	H29	<i>M1</i>	<i>R</i>	<i>LBB</i>	<i>HF</i>

- 3/4" Thick LPL case construction with one inch of leveling
- One pencil tray, file hanging bars and lock(s) included
- One 3/4" thick adjustable shelf in storage space
- Laminate codes - *M1*: 1" LPL, *H1*: 1" HPL (top only)
- Specify handedness left '*L*' or right '*R*' when ordering

- All standard laminate finishes available
- Specify lock option: BRC standard black '*LBB*', silver '*LBS*'

- High pressure drawer and door fronts add code '*HF*' and add \$371
- Counterweight add code '*CW*' and add \$137



NOTE: BOX AND/OR FILE DRAWERS ARE 15.75" WIDE REGARDLESS OF OVERALL WIDTH

Features & Specifications

No Charge Options

Optional Extra

OVERALL SIZE			LAMINATE	
WIDTH	DEPTH	HEIGHT	PRICE M1	PRICE H1
30"	20"	29"	1,979	2,442
36"	20"	29"	2,001	2,469
30"	24"	29"	2,024	2,499
36"	24"	29"	2,001	2,469
30"	30"	29"	2,024	2,499
36"	30"	29"	2,046	2,527

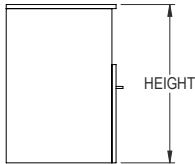
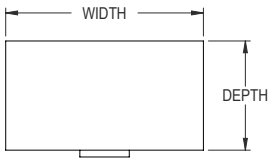
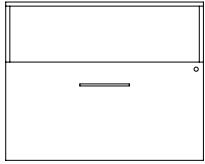
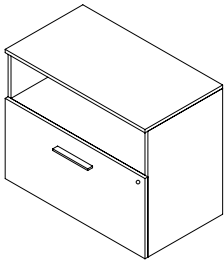


ORDER CODE SAMPLE							
ITEM CODE	WIDTH	DEPTH	HEIGHT	LAMINATE	HAND	LOCK	OPTION
NPDAY	W36	D24	H29	M1	R	LBB	HF

- 3/4" Thick LPL case construction with one inch of leveling
- One pencil tray, file hanging bars and lock(s) included
- One 3/4" thick adjustable shelf in storage space
- Laminate codes - M1: 1" LPL, H1: 1" HPL (top only)
- Specify handedness left 'L' or right 'R' when ordering

- All standard laminates and metal finishes available
- Specify lock option: BRC standard black 'LBB', silver 'LBS'

- High pressure drawer and door fronts add code 'HF' and add \$371
- Counterweight add code 'CW' and add \$137



OVERALL SIZE			LAMINATE	
WIDTH	DEPTH	HEIGHT	PRICE <i>M1</i>	PRICE <i>H1</i>
24"	20"	29"	1,195	1,493
30"	20"	29"	1,218	1,521
36"	20"	29"	1,239	1,548
24"	24"	29"	1,195	1,493
30"	24"	29"	1,218	1,521
36"	24"	29"	1,239	1,548
24"	30"	29"	1,195	1,493
30"	30"	29"	1,218	1,521
36"	30"	29"	1,239	1,548

Features & Specifications



ORDER CODE SAMPLE						
ITEM CODE	WIDTH	DEPTH	HEIGHT	LAMINATE	LOCK	OPTION
NLSOZ	W30	D20	H29	<i>M1</i>	<i>LBB</i>	<i>HF</i>

- 3/4" Thick LPL case construction with one inch of leveling
- File hanging bars and lock(s) included
- Laminate codes - *M1*: 1" LPL, *H1*: 1" HPL (top only)

No Charge Options

- All standard laminate finishes available
- Specify lock option: BRC standard black '*LBB*', silver '*LBS*'

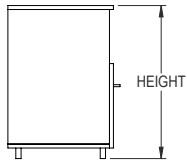
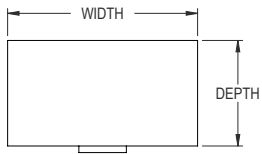
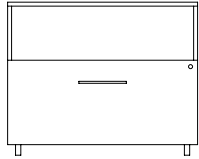
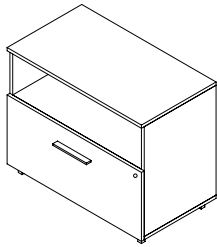
Optional Extra

- High pressure drawer front add code '*HF*' and add \$94
- Counterweight add code '*CW*' and add \$137



SPECIAL NOTES

- This storage product must be secured or ganged to an additional support structure (eg: wall, adjacent cabinet)



OVERALL SIZE			LAMINATE	
WIDTH	DEPTH	HEIGHT	PRICE <i>M1</i>	PRICE <i>H1</i>
24"	20"	29"	1,315	1,616
30"	20"	29"	1,338	1,643
36"	20"	29"	1,360	1,670
24"	24"	29"	1,315	1,616
30"	24"	29"	1,338	1,643
36"	24"	29"	1,360	1,670
24"	30"	29"	1,315	1,616
30"	30"	29"	1,338	1,643
36"	30"	29"	1,360	1,670

Features & Specifications

No Charge Options

Optional Extra



SPECIAL NOTES



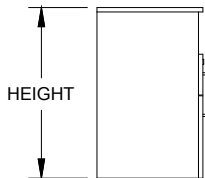
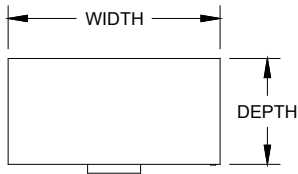
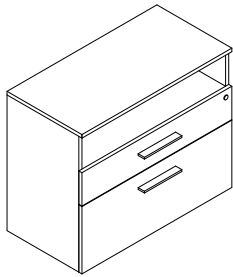
ORDER CODE SAMPLE						
ITEM CODE	WIDTH	DEPTH	HEIGHT	LAMINATE	LOCK	OPTION
NLSOY	W30	D20	H29	<i>M1</i>	<i>LBB</i>	<i>HF</i>

- 3/4" Thick LPL case construction with one inch of leveling
- File hanging bars and lock(s) included
- Laminate codes - *M1*: 1" LPL, *H1*: 1" HPL (top only)

- All standard laminates and metal finishes available
- Specify lock option: BRC standard black '*LBB*', silver '*LBS*'

- High pressure drawer front add code '*HF*' and add \$94
- Counterweight add code '*CW*' and add \$137

- This storage product must be secured or ganged to an additional support structure (eg: wall, adjacent cabinet)



OVERALL SIZE			LAMINATE	
WIDTH	DEPTH	HEIGHT	PRICE M1	PRICE H1
24"	20"	29"	1,415	1,663
30"	20"	29"	1,436	1,688
36"	20"	29"	1,456	1,714
24"	24"	29"	1,436	1,688
30"	24"	29"	1,456	1,714
36"	24"	29"	1,479	1,740
24"	30"	29"	1,456	1,714
30"	30"	29"	1,479	1,740
36"	30"	29"	1,500	1,765



ORDER CODE SAMPLE						
ITEM CODE	WIDTH	DEPTH	HEIGHT	LAMINATE	LOCK	OPTION
NLOBZ	W30	D20	H29	M1	LBB	HF

Features & Specifications

- 3/4" Thick LPL case construction with one inch of leveling
- File hanging bars and lock(s) included
- Laminate codes - M1: 1" LPL, H1: 1" HPL (top only)

No Charge Options

- All standard laminate finishes available
- Specify lock option: BRC standard black 'LBB', silver 'LBS'

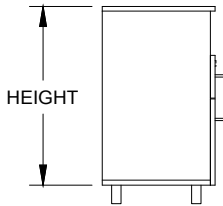
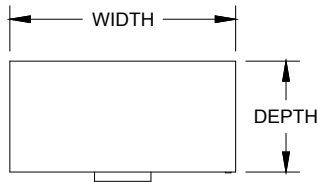
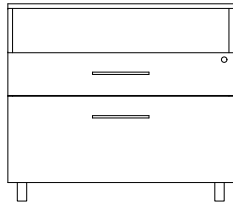
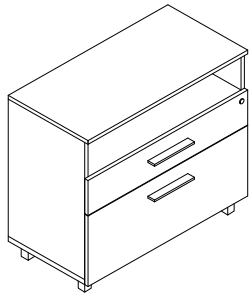
Optional Extra

- High pressure drawer fronts add code 'HF' and add \$187
- Counterweight add code 'CW' and add \$137



SPECIAL NOTES

- This storage product must be secured or ganged to an additional support structure (eg: wall, adjacent cabinet)



OVERALL SIZE			LAMINATE	
WIDTH	DEPTH	HEIGHT	PRICE M1	PRICE H1
24"	20"	29"	1,536	1,784
30"	20"	29"	1,555	1,809
36"	20"	29"	1,577	1,835
24"	24"	29"	1,555	1,809
30"	24"	29"	1,577	1,835
36"	24"	29"	1,599	1,861
24"	30"	29"	1,577	1,835
30"	30"	29"	1,599	1,861
36"	30"	29"	1,621	1,886

Features & Specifications



ORDER CODE SAMPLE						
ITEM CODE	WIDTH	DEPTH	HEIGHT	LAMINATE	LOCK	OPTION
NLOBY	W30	D20	H29	M1	LBB	HF

- 3/4" Thick LPL case construction with one inch of leveling
- File hanging bars and lock(s) included
- Laminate codes - M1: 1" LPL, H1: 1" HPL (top only)

No Charge Options

- All standard laminate finishes available
- Specify lock option: BRC standard black 'LBB', silver 'LBS'

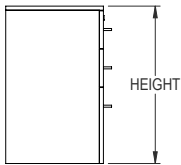
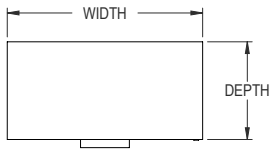
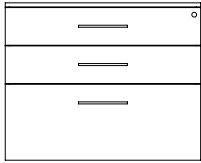
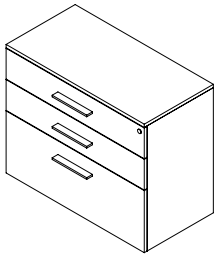
Optional Extra

- High pressure drawer fronts add code 'HF' and add \$187
- Counterweight add code 'CW' and add \$137



SPECIAL NOTES

- This storage product must be secured or ganged to an additional support structure (eg: wall, adjacent cabinet)



OVERALL SIZE			LAMINATE	
WIDTH	DEPTH	HEIGHT	PRICE M1	PRICE H1
24"	20"	29"	1,453	1,816
30"	20"	29"	1,475	1,844
36"	20"	29"	1,497	1,872
24"	24"	29"	1,475	1,844
30"	24"	29"	1,497	1,872
36"	24"	29"	1,520	1,900
24"	30"	29"	1,497	1,872
30"	30"	29"	1,520	1,900
36"	30"	29"	1,542	1,926

Features & Specifications



ORDER CODE SAMPLE						
ITEM CODE	WIDTH	DEPTH	HEIGHT	LAMINATE	LOCK	OPTION
NLBBZ	W30	D24	H29	M1	LBB	HF

- 3/4" Thick LPL case construction with one inch of leveling
- File hanging bars and lock(s) included
- Laminate codes - M1: 1" LPL, H1: 1" HPL (top only)

No Charge Options

- All standard laminate finishes available
- Specify lock option: BRC standard black 'LBB', silver 'LBS'

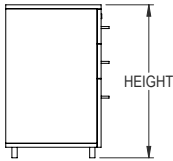
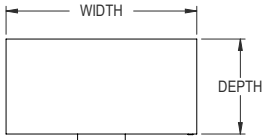

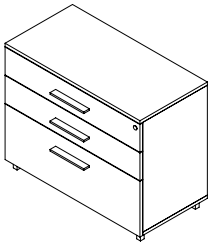
Optional Extra

- High pressure drawer fronts add code 'HF' and add \$278
- Counterweight add code 'CW' and add \$137



SPECIAL NOTES

- This storage product must be secured or ganged to an additional support structure (eg: wall, adjacent cabinet)



OVERALL SIZE			LAMINATE	
WIDTH	DEPTH	HEIGHT	PRICE <i>M1</i>	PRICE <i>H1</i>
24"	20"	29"	1,573	1,937
30"	20"	29"	1,596	1,964
36"	20"	29"	1,619	1,992
24"	24"	29"	1,596	1,964
30"	24"	29"	1,619	1,992
36"	24"	29"	1,642	2,021
24"	30"	29"	1,619	1,992
30"	30"	29"	1,642	2,021
36"	30"	29"	1,662	2,047

Features & Specifications

No Charge Options

Optional Extra



SPECIAL NOTES



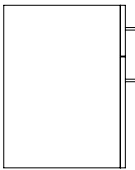
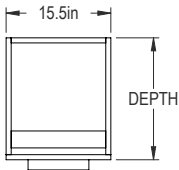
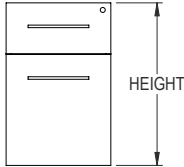
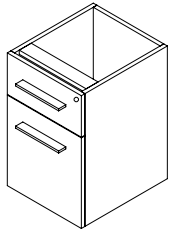
ORDER CODE SAMPLE						
ITEM CODE	WIDTH	DEPTH	HEIGHT	LAMINATE	LOCK	OPTION
NLBBY	W30	D30	H29	<i>M1</i>	<i>LBB</i>	<i>HF</i>

- 3/4" Thick LPL case construction with one inch of leveling
- File hanging bars and lock(s) included
- Laminate codes - *M1*: 1" LPL, *H1*: 1" HPL (top only)

- All standard laminates and metal finishes available
- Specify lock option: BRC standard black '*LBB*', silver '*LBS*'

- High pressure drawer fronts add code '*HF*' and add \$278
- Counterweight add code '*CW*' and add \$137

- This storage product must be secured or ganged to an additional support structure (eg: wall, adjacent cabinet)



OVERALL SIZE			
WIDTH	DEPTH	HEIGHT	PRICE
15.75"	20"	21.25"	816
15.75"	24"	21.25"	860
15.75"	30"	21.25"	882

Features & Specifications



ORDER CODE SAMPLE					
ITEM CODE	WIDTH	DEPTH	HEIGHT	LOCK	OPTION
NSLBZ	W15.75	D30	H21.25	LBB	HF

- 3/4" Thick LPL case construction with one inch of leveling
- One pencil tray, file hanging bars and lock(s) included

No Charge Options

- All standard laminate finishes available
- Specify lock option: BRC standard black 'LBB', silver 'LBS'

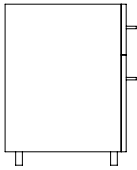
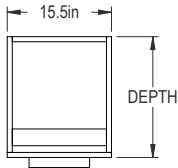
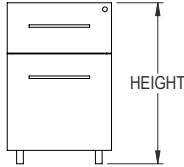
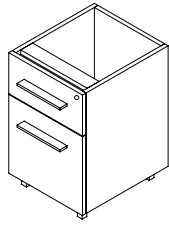
Optional Extra

- High pressure drawer fronts add code 'HF' and add \$187
- Counterweight add code 'CW' and add \$137



SPECIAL NOTES

- This storage product must be secured or ganged to an additional support structure (eg: wall, adjacent cabinet)



OVERALL SIZE			
WIDTH	DEPTH	HEIGHT	PRICE
15.75"	20"	21.25"	937
15.75"	24"	21.25"	981
15.75"	30"	21.25"	1,004

Features & Specifications

- 3/4" Thick LPL case construction with one inch of leveling
- One pencil tray, file hanging bars and lock(s) included

No Charge Options

- All standard laminates and metal finishes available
- Specify lock option: BRC standard black 'LBB', silver 'LBS'

Optional Extra

- High pressure drawer fronts add code 'HF' and add \$187
- Counterweight add code 'CW' and add \$137

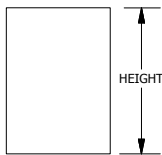
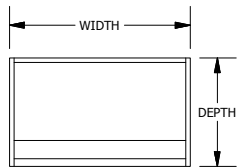
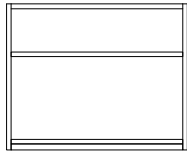
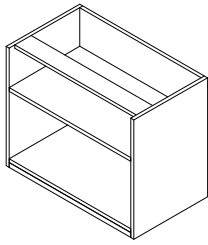


SPECIAL NOTES

- This storage product must be secured or ganged to an additional support structure (eg: wall, adjacent cabinet)



ORDER CODE SAMPLE					
ITEM CODE	WIDTH	DEPTH	HEIGHT	LOCK	OPTION
NSLBY	W15.75	D24	H21.25	LBB	HF



Features & Specifications

No Charge Options

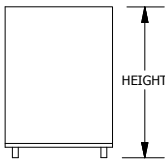
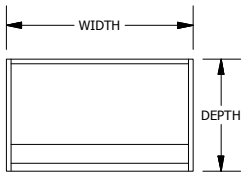
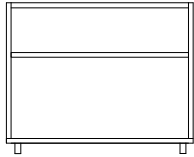
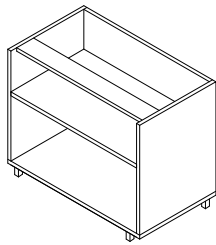
OVERALL SIZE			
WIDTH	DEPTH	HEIGHT	PRICE
18"	20"	21.25"	624
24"	20"	21.25"	645
30"	20"	21.25"	685
36"	20"	21.25"	724
18"	24"	21.25"	645
24"	24"	21.25"	668
30"	24"	21.25"	708
36"	24"	21.25"	748
18"	30"	21.25"	668
24"	30"	21.25"	689
30"	30"	21.25"	730
36"	30"	21.25"	771



ORDER CODE SAMPLE			
ITEM CODE	WIDTH	DEPTH	HEIGHT
NLTSZ	W36	D20	H21.25

- 3/4" Thick LPL case construction with one inch of leveling
- One 3/4" thick adjustable shelf in storage space

- All standard laminate finishes available



Features & Specifications

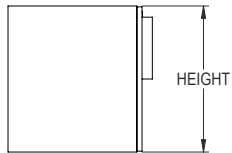
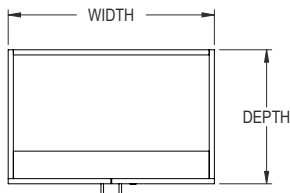
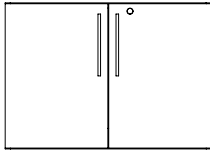
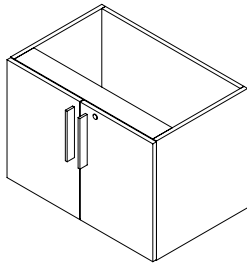
No Charge Options

OVERALL SIZE			
WIDTH	DEPTH	HEIGHT	PRICE
18"	20"	21.25"	758
24"	20"	21.25"	778
30"	20"	21.25"	821
36"	20"	21.25"	857
18"	24"	21.25"	778
24"	24"	21.25"	800
30"	24"	21.25"	840
36"	24"	21.25"	880
18"	30"	21.25"	800
24"	30"	21.25"	824
30"	30"	21.25"	863
36"	30"	21.25"	903



ORDER CODE SAMPLE			
ITEM CODE	WIDTH	DEPTH	HEIGHT
NLTSY	W36	D20	H21.25

- 3/4" Thick LPL case construction with one inch of leveling
- One 3/4" thick adjustable shelf in storage space
- All standard laminates and metal finishes available



**OVERALL SIZE**

WIDTH	DEPTH	HEIGHT	PRICE
15.75"	20"	21.25"	738
24"	20"	21.25"	738
30"	20"	21.25"	762
36"	20"	21.25"	783
15.75"	24"	21.25"	783
24"	24"	21.25"	783
30"	24"	21.25"	803
36"	24"	21.25"	827
15.75"	30"	21.25"	783
24"	30"	21.25"	783
30"	30"	21.25"	827
36"	30"	21.25"	850



**ORDER CODE SAMPLE**

ITEM CODE	WIDTH	DEPTH	HEIGHT	LOCK	OPTION
NLHSZ	W36	D20	H21.25	LBB	HF

**Features & Specifications**

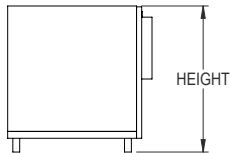
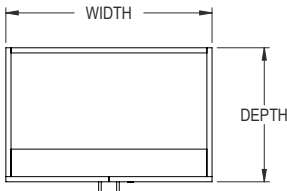
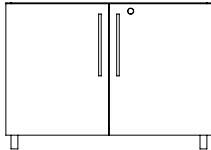
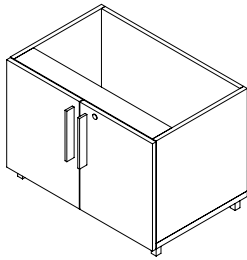
- 3/4" Thick LPL case construction with one inch of leveling
- Includes lock(s)
- One 3/4" thick adjustable shelf in storage space

**No Charge Options**

- All standard laminate finishes available
- Specify lock option: BRC standard black 'LBB', silver 'LBS'

**Optional Extra**

- High pressure door fronts add code 'HF' and add \$187



OVERALL SIZE			
WIDTH	DEPTH	HEIGHT	PRICE
15.75"	20"	21.25"	872
24"	20"	21.25"	872
30"	20"	21.25"	893
36"	20"	21.25"	916
15.75"	24"	21.25"	916
24"	24"	21.25"	916
30"	24"	21.25"	937
36"	24"	21.25"	960
15.75"	30"	21.25"	916
24"	30"	21.25"	916
30"	30"	21.25"	960
36"	30"	21.25"	982

Features & Specifications



ORDER CODE SAMPLE					
ITEM CODE	WIDTH	DEPTH	HEIGHT	LOCK	OPTION
NLHSY	W36	D20	H21.25	LBB	HF

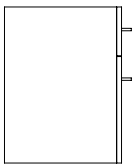
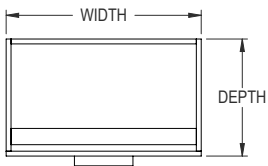
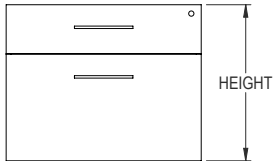
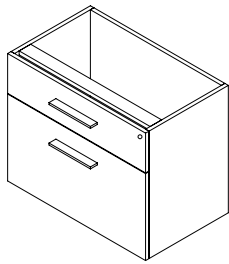
- 3/4" Thick LPL case construction with one inch of leveling
- Includes lock(s)
- One 3/4" thick adjustable shelf in storage space

No Charge Options

- All standard laminates and metal finishes available
- Specify lock option: BRC standard black 'LBB', silver 'LBS'

Optional Extra

- High pressure door fronts add code 'HF' and add \$187



OVERALL SIZE			
WIDTH	DEPTH	HEIGHT	PRICE
24"	20"	21.25"	917
30"	20"	21.25"	955
36"	20"	21.25"	1,042
24"	24"	21.25"	917
30"	24"	21.25"	955
36"	24"	21.25"	1,042
24"	30"	21.25"	917
30"	30"	21.25"	955
36"	30"	21.25"	1,042

Features & Specifications

- 3/4" Thick LPL case construction with one inch of leveling
- File hanging bars and lock(s) included

No Charge Options

- All standard laminate finishes available
- Specify lock option: BRC standard black 'LBB', silver 'LBS'

Optional Extra

- High pressure drawer fronts add code 'HF' and add \$187
- Counterweight add code 'CW' and add \$137

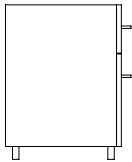
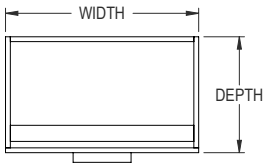
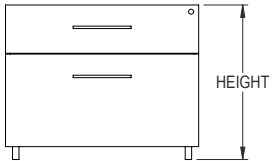
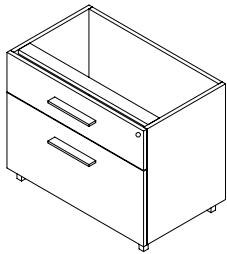


SPECIAL NOTES

- This storage product must be secured or ganged to an additional support structure (eg: wall, adjacent cabinet)



ORDER CODE SAMPLE					
ITEM CODE	WIDTH	DEPTH	HEIGHT	LOCK	OPTION
NSLFZ	W30	D24	H21.25	LBB	HF



OVERALL SIZE			
WIDTH	DEPTH	HEIGHT	PRICE
24"	20"	21.25"	1,052
30"	20"	21.25"	1,087
36"	20"	21.25"	1,175
24"	24"	21.25"	1,052
30"	24"	21.25"	1,087
36"	24"	21.25"	1,175
24"	30"	21.25"	1,052
30"	30"	21.25"	1,087
36"	30"	21.25"	1,175

Features & Specifications



ORDER CODE SAMPLE					
ITEM CODE	WIDTH	DEPTH	HEIGHT	LOCK	OPTION
NSLFY	W30	D24	H21.25	LBB	HF

- 3/4" Thick LPL case construction with one inch of leveling
- File hanging bars and lock(s) included

No Charge Options

- All standard laminates and metal finishes available
- Specify lock option: BRC standard black 'LBB', silver 'LBS'

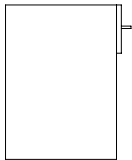
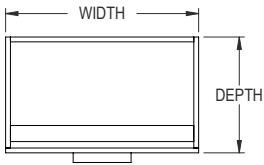
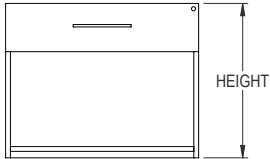
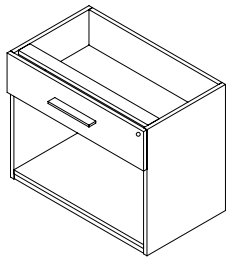
Optional Extra

- High pressure drawer fronts add code 'HF' and add \$187
- Counterweight add code 'CW' and add \$137



SPECIAL NOTES

- This storage product must be secured or ganged to an additional support structure (eg: wall, adjacent cabinet)



**OVERALL SIZE**

WIDTH	DEPTH	HEIGHT	PRICE
15.75"	20"	21.25"	709
24"	20"	21.25"	723
30"	20"	21.25"	681
36"	20"	21.25"	902
15.75"	24"	21.25"	755
24"	24"	21.25"	771
30"	24"	21.25"	813
36"	24"	21.25"	944
15.75"	30"	21.25"	778
24"	30"	21.25"	791
30"	30"	21.25"	879
36"	30"	21.25"	968

**Features & Specifications**

**No Charge Options**

**Optional Extra**



**SPECIAL NOTES**



**ORDER CODE SAMPLE**

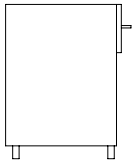
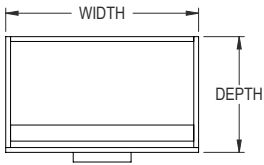
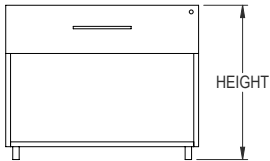
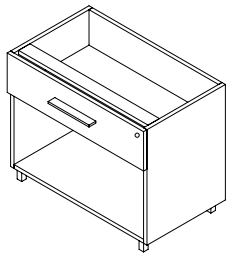
ITEM CODE	WIDTH	DEPTH	HEIGHT	LOCK	OPTION
NSLHZ	W30	D24	H21.25	LBB	HF

- 3/4" Thick LPL case construction with one inch of leveling
- Includes lock(s)

- All standard laminate finishes available
- Specify lock option: BRC standard black 'LBB', silver 'LBS'

- High pressure drawer front add code 'HF' and add \$94

- This storage product must be secured or ganged to an additional support structure (eg: wall, adjacent cabinet)



**OVERALL SIZE**

WIDTH	DEPTH	HEIGHT	PRICE
15.75"	20"	21.25"	842
24"	20"	21.25"	856
30"	20"	21.25"	813
36"	20"	21.25"	1,034
15.75"	24"	21.25"	889
24"	24"	21.25"	903
30"	24"	21.25"	944
36"	24"	21.25"	1,078
15.75"	30"	21.25"	911
24"	30"	21.25"	925
30"	30"	21.25"	1,011
36"	30"	21.25"	1,101

**Features & Specifications**

**No Charge Options**

**Optional Extra**



**SPECIAL NOTES**



**ORDER CODE SAMPLE**

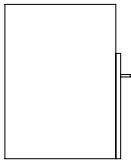
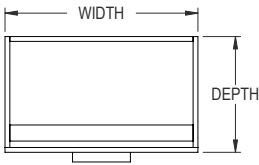
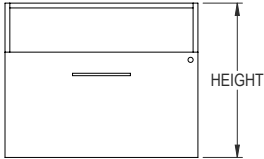
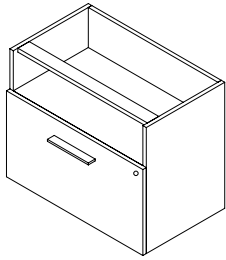
ITEM CODE	WIDTH	DEPTH	HEIGHT	LOCK	OPTION
NSLHY	W30	D24	H21.25	LBB	HF

- 3/4" Thick LPL case construction with one inch of leveling
- Includes lock(s)

- All standard laminates and metal finishes available
- Specify lock option: BRC standard black 'LBB', silver 'LBS'

- High pressure drawer front add code 'HF' and add \$94

- This storage product must be secured or ganged to an additional support structure (eg: wall, adjacent cabinet)



OVERALL SIZE			
WIDTH	DEPTH	HEIGHT	PRICE
15.75"	20"	21.25"	709
24"	20"	21.25"	723
30"	20"	21.25"	681
36"	20"	21.25"	902
15.75"	24"	21.25"	755
24"	24"	21.25"	771
30"	24"	21.25"	813
36"	24"	21.25"	944
15.75"	30"	21.25"	778
24"	30"	21.25"	791
30"	30"	21.25"	879
36"	30"	21.25"	968

Features & Specifications



ORDER CODE SAMPLE					
ITEM CODE	WIDTH	DEPTH	HEIGHT	LOCK	OPTION
NSLLZ	W30	D24	H21.25	LBB	CW

- 3/4" Thick LPL case construction with one inch of leveling
- File hanging bars and lock(s) included

No Charge Options

- All standard laminate finishes available
- Specify lock option: BRC standard black 'LBB', silver 'LBS'

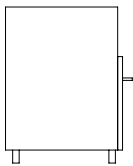
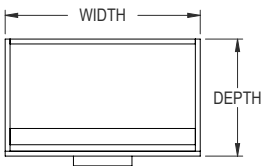
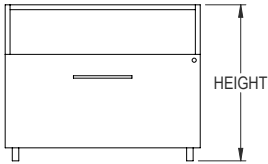
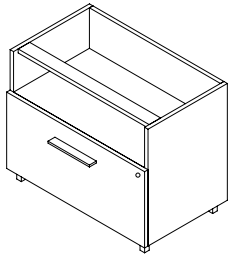
Optional Extra

- High pressure drawer front add code 'HF' and add \$94
- Counterweight add code 'CW' and add \$137



SPECIAL NOTES

- This storage product must be secured or ganged to an additional support structure (eg: wall, adjacent cabinet)



**OVERALL SIZE**

WIDTH	DEPTH	HEIGHT	PRICE
15.75"	20"	21.25"	842
24"	20"	21.25"	856
30"	20"	21.25"	813
36"	20"	21.25"	1,034
15.75"	24"	21.25"	889
24"	24"	21.25"	903
30"	24"	21.25"	944
36"	24"	21.25"	1,078
15.75"	30"	21.25"	911
24"	30"	21.25"	925
30"	30"	21.25"	1,011
36"	30"	21.25"	1,101

**Features & Specifications**

- 3/4" Thick LPL case construction with one inch of leveling
- File hanging bars and lock(s) included

**No Charge Options**

- All standard laminates and metal finishes available
- Specify lock option: BRC standard black 'LBB', silver 'LBS'

**Optional Extra**

- High pressure drawer front add code 'HF' and add \$94
- Counterweight add code 'CW' and add \$137



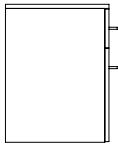
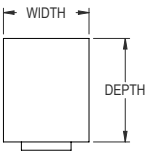
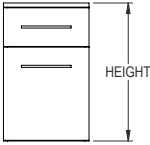
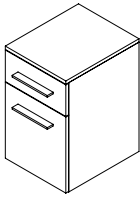
**SPECIAL NOTES**

- This storage product must be secured or ganged to an additional support structure (eg: wall, adjacent cabinet)



**ORDER CODE SAMPLE**

ITEM CODE	WIDTH	DEPTH	HEIGHT	LOCK	OPTION
NSLLY	W30	D24	H21.25	LBB	CW



OVERALL SIZE			LAMINATE	
WIDTH	DEPTH	HEIGHT	PRICE M1	PRICE H1
15.75"	20"	22.25"	875	1,198
15.75"	24"	22.25"	896	1,226
15.75"	30"	22.25"	916	1,254

Features & Specifications



ORDER CODE SAMPLE						
ITEM CODE	WIDTH	DEPTH	HEIGHT	LAMINATE	LOCK	OPTION
NPBFZ	W15.75	D24	H22.25	M1	LBS	CW

No Charge Options

Optional Extra



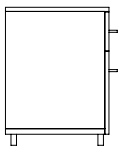
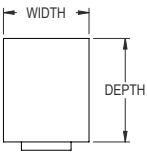
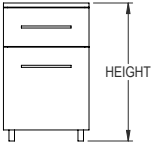

SPECIAL NOTES

- 3/4" Thick LPL case construction with one inch of leveling
- One pencil tray, file hanging bars and lock(s) included
- Laminate codes - *M1*: 1" LPL, *H1*: 1" HPL (top only)

- All standard laminate finishes available
- Specify lock option: BRC standard black '*LBB*', silver '*LBS*'

- High pressure drawer fronts add code '*HF*' and add \$187
- Counterweight add code '*CW*' and add \$137

- This storage product must be secured or ganged to an additional support structure (eg: wall, adjacent cabinet)



OVERALL SIZE			LAMINATE	
WIDTH	DEPTH	HEIGHT	PRICE M1	PRICE H1
15.75"	20"	22.25"	986	1,320
15.75"	24"	22.25"	1,007	1,348
15.75"	30"	22.25"	1,025	1,375

Features & Specifications



ORDER CODE SAMPLE						
ITEM CODE	WIDTH	DEPTH	HEIGHT	LAMINATE	LOCK	OPTION
NPBFY	W15.75	D24	H22.25	M1	LBS	CW

No Charge Options

Optional Extra




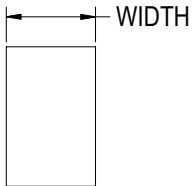
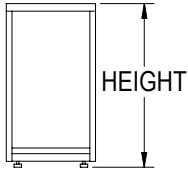
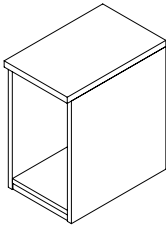
SPECIAL NOTES

- 3/4" Thick LPL case construction with one inch of leveling
- One pencil tray, file hanging bars and lock(s) included
- Laminate codes - *M1*: 1" LPL, *H1*: 1" HPL (top only)

- All standard laminates and metal finishes available
- Specify lock option: BRC standard black '*LBB*', silver '*LBS*'

- High pressure drawer fronts add code '*HF*' and add \$187
- Counterweight add code '*CW*' and add \$137

- This storage product must be secured or ganged to an additional support structure (eg: wall, adjacent cabinet)



Features & Specifications

No Charge Options

OVERALL SIZE			LAMINATE	
WIDTH	DEPTH	HEIGHT	PRICE M1	PRICE H1
9"	18.75"	16"	785	1,025
12"	18.75"	16"	785	1,025
16"	18.75"	16"	805	1,098
24"	18.75"	16"	805	1,098
9"	24"	16"	825	1,077
12"	24"	16"	825	1,077
16"	24"	16"	846	1,153
24"	24"	16"	846	1,153
9"	18.75"	22.25"	805	1,051
12"	18.75"	22.25"	805	1,051
16"	18.75"	22.25"	826	1,126
24"	18.75"	22.25"	826	1,126
9"	24"	22.25"	846	1,104
12"	24"	22.25"	846	1,104
16"	24"	22.25"	868	1,182
24"	24"	22.25"	868	1,182
9"	18.75"	29"	825	1,077
12"	18.75"	29"	825	1,077
16"	18.75"	29"	846	1,153
24"	18.75"	29"	846	1,153
9"	24"	29"	867	1,131
12"	24"	29"	867	1,131
16"	24"	29"	889	1,211
24"	24"	29"	889	1,211


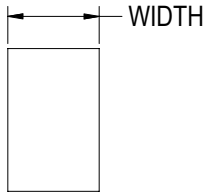
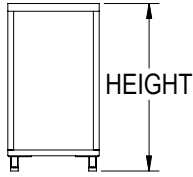
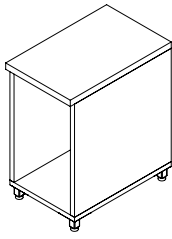


ORDER CODE SAMPLE

ITEM CODE	WIDTH	DEPTH	HEIGHT	LAMINATE
NBDOZ	W12	D24	H16	M1

- 3/4" Thick LPL case construction with one inch of leveling
- Laminate codes - *M1*: 1" LPL, *H1*: 1" HPL (top only)
- Does not include shelf

- All standard laminates and metal finishes available



Features & Specifications

No Charge Options

OVERALL SIZE			LAMINATE	
WIDTH	DEPTH	HEIGHT	PRICE M1	PRICE H1
9"	18.75"	16"	883	1,123
12"	18.75"	16"	883	1,123
16"	18.75"	16"	903	1,196
24"	18.75"	16"	903	1,196
9"	24"	16"	923	1,175
12"	24"	16"	923	1,175
16"	24"	16"	944	1,251
24"	24"	16"	944	1,251
9"	18.75"	22.25"	906	1,152
12"	18.75"	22.25"	906	1,152
16"	18.75"	22.25"	926	1,226
24"	18.75"	22.25"	926	1,226
9"	24"	22.25"	947	1,205
12"	24"	22.25"	947	1,205
16"	24"	22.25"	968	1,283
24"	24"	22.25"	968	1,283
9"	18.75"	29"	923	1,175
12"	18.75"	29"	923	1,175
16"	18.75"	29"	944	1,251
24"	18.75"	29"	944	1,251
9"	24"	29"	965	1,229
12"	24"	29"	965	1,229
16"	24"	29"	987	1,309
24"	24"	29"	987	1,309


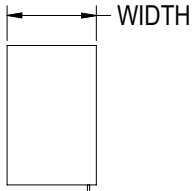
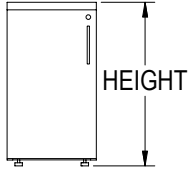
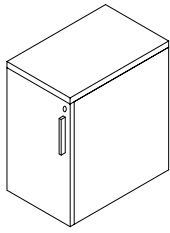


ORDER CODE SAMPLE

ITEM CODE	WIDTH	DEPTH	HEIGHT	LAMINATE
NBDOY	W12	D24	H16	M1

- 3/4" Thick LPL case construction with one inch of leveling
- Laminate codes - *M1*: 1" LPL, *H1*: 1" HPL (top only)
- Does not include shelf

- All standard laminates and metal finishes available



OVERALL SIZE			LAMINATE	
WIDTH	DEPTH	HEIGHT	PRICE M1	PRICE H1
9"	18.75"	16"	970	1,210
12"	18.75"	16"	970	1,210
16"	18.75"	16"	990	1,283
24"	18.75"	16"	990	1,283
9"	24"	16"	1,010	1,262
12"	24"	16"	1,010	1,262
16"	24"	16"	1,031	1,338
24"	24"	16"	1,031	1,338
9"	18.75"	22.25"	995	1,241
12"	18.75"	22.25"	995	1,241
16"	18.75"	22.25"	1,015	1,316
24"	18.75"	22.25"	1,015	1,316
9"	24"	22.25"	1,036	1,294
12"	24"	22.25"	1,036	1,294
16"	24"	22.25"	1,057	1,372
24"	24"	22.25"	1,057	1,372
9"	18.75"	29"	1,010	1,262
12"	18.75"	29"	1,010	1,262
16"	18.75"	29"	1,031	1,338
24"	18.75"	29"	1,031	1,338
9"	24"	29"	1,052	1,316
12"	24"	29"	1,052	1,316
16"	24"	29"	1,074	1,396
24"	24"	29"	1,074	1,396

Features & Specifications



ORDER CODE SAMPLE

ITEM CODE	WIDTH	DEPTH	HEIGHT	LAMINATE	LOCK
NBDCZ	W12	D24	H16	M1	LBB


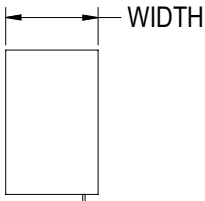
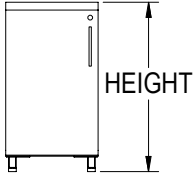
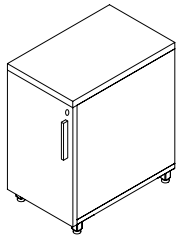
- 3/4" Thick LPL case construction with one inch of leveling
- Laminate codes - M1: 1" LPL, H1: 1" HPL (top only)
- Does not include shelf

No Charge Options

- All standard laminates and metal finishes available
- Specify lock option: BRC standard black 'LBB', silver 'LBS'

Optional Extra

- High pressure drawer fronts add code 'HF' and add \$187



OVERALL SIZE			LAMINATE	
WIDTH	DEPTH	HEIGHT	PRICE M1	PRICE H1
9"	18.75"	16"	1,068	1,308
12"	18.75"	16"	1,068	1,308
16"	18.75"	16"	1,088	1,381
24"	18.75"	16"	1,088	1,381
9"	24"	16"	1,108	1,360
12"	24"	16"	1,108	1,360
16"	24"	16"	1,129	1,436
24"	24"	16"	1,129	1,436
9"	18.75"	22.25"	1,095	1,341
12"	18.75"	22.25"	1,095	1,341
16"	18.75"	22.25"	1,116	1,416
24"	18.75"	22.25"	1,116	1,416
9"	24"	22.25"	1,136	1,394
12"	24"	22.25"	1,136	1,394
16"	24"	22.25"	1,158	1,472
24"	24"	22.25"	1,158	1,472
9"	18.75"	29"	1,108	1,360
12"	18.75"	29"	1,108	1,360
16"	18.75"	29"	1,129	1,436
24"	18.75"	29"	1,129	1,436
9"	24"	29"	1,150	1,414
12"	24"	29"	1,150	1,414
16"	24"	29"	1,172	1,494
24"	24"	29"	1,172	1,494

Features & Specifications



ORDER CODE SAMPLE

ITEM CODE	WIDTH	DEPTH	HEIGHT	LAMINATE	LOCK
NBDCY	W12	D24	H16	M1	LBB

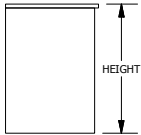
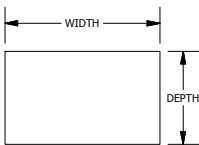
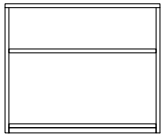
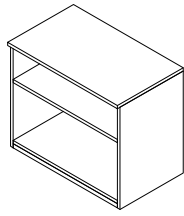
- 3/4" Thick LPL case construction with one inch of leveling
- Laminate codes - M1: 1" LPL, H1: 1" HPL (top only)
- Does not include shelf

No Charge Options

- All standard laminates and metal finishes available
- Specify lock option: BRC standard black 'LBB', silver 'LBS'

Optional Extra

- High pressure drawer fronts add code 'HF' and add \$187



Features & Specifications

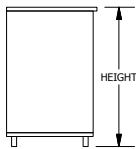
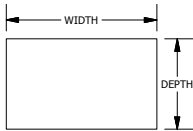
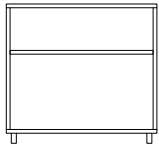
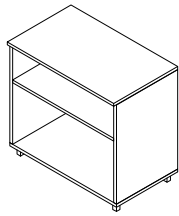
No Charge Options

OVERALL SIZE			LAMINATE	
WIDTH	DEPTH	HEIGHT	PRICE M1	PRICE H1
18"	12"	22.25"	822	1,027
24"	12"	22.25"	822	1,027
30"	12"	22.25"	846	1,056
36"	12"	22.25"	865	1,082
18"	20"	22.25"	841	1,053
24"	20"	22.25"	841	1,053
30"	20"	22.25"	865	1,082
36"	20"	22.25"	885	1,107
18"	24"	22.25"	885	1,107
24"	24"	22.25"	885	1,107
30"	24"	22.25"	906	1,134
36"	24"	22.25"	931	1,163
18"	30"	22.25"	885	1,107
24"	30"	22.25"	885	1,107
30"	30"	22.25"	931	1,163
36"	30"	22.25"	953	1,189



ORDER CODE SAMPLE				
ITEM CODE	WIDTH	DEPTH	HEIGHT	LAMINATE
NLOSZ	W36	D12	H22.25	M1

- 3/4" Thick LPL case construction with one inch of leveling
  - Top overhangs gables by 3/4"
  - One 3/4" thick adjustable shelf in storage space
  - Laminate codes - M1: 1" LPL, H1: 1" HPL (top only)
- 
- All standard laminate finishes available



Features & Specifications

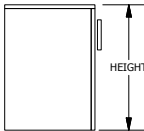
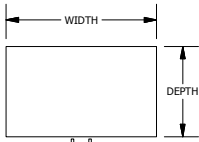
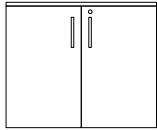
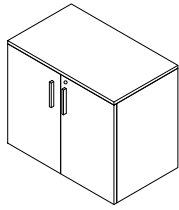
No Charge Options

OVERALL SIZE			LAMINATE	
WIDTH	DEPTH	HEIGHT	PRICE M1	PRICE H1
18"	12"	22.25"	942	1,146
24"	12"	22.25"	942	1,146
30"	12"	22.25"	965	1,175
36"	12"	22.25"	985	1,200
18"	20"	22.25"	962	1,172
24"	20"	22.25"	962	1,172
30"	20"	22.25"	985	1,200
36"	20"	22.25"	1,006	1,226
18"	24"	22.25"	1,006	1,226
24"	24"	22.25"	1,006	1,226
30"	24"	22.25"	1,028	1,254
36"	24"	22.25"	1,053	1,284
18"	30"	22.25"	1,006	1,226
24"	30"	22.25"	1,006	1,226
30"	30"	22.25"	1,053	1,284
36"	30"	22.25"	1,072	1,310



ORDER CODE SAMPLE				
ITEM CODE	WIDTH	DEPTH	HEIGHT	LAMINATE
NLOS Y	W36	D12	H22.25	M1

- 3/4" Thick LPL case construction with one inch of leveling
  - Top overhangs gables by 3/4"
  - One 3/4" thick adjustable shelf in storage space
  - Laminate codes - M1: 1" LPL, H1: 1" HPL (top only)
- 
- All standard laminates and metal finishes available



OVERALL SIZE			LAMINATE	
WIDTH	DEPTH	HEIGHT	PRICE M1	PRICE H1
18"	20"	22.25"	1,022	1,276
24"	20"	22.25"	1,043	1,303
30"	20"	22.25"	1,084	1,354
36"	20"	22.25"	1,122	1,402
18"	24"	22.25"	1,043	1,303
24"	24"	22.25"	1,067	1,335
30"	24"	22.25"	1,107	1,384
36"	24"	22.25"	1,146	1,435
18"	30"	22.25"	1,067	1,335
24"	30"	22.25"	1,087	1,360
30"	30"	22.25"	1,130	1,411
36"	30"	22.25"	1,168	1,461

Features & Specifications



ORDER CODE SAMPLE						
ITEM CODE	WIDTH	DEPTH	HEIGHT	LAMINATE	LOCK	OPTION
NLCSZ	W36	D20	H22.25	M1	LBB	HF

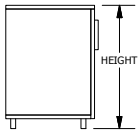
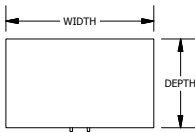
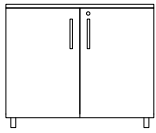
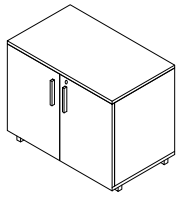
- 3/4" Thick LPL case construction with one inch of leveling
- Includes lock(s)
- One 3/4" thick adjustable shelf in storage space
- Laminate codes - M1: 1" LPL, H1: 1" HPL (top only)

No Charge Options

- All standard laminate finishes available
- Specify lock option: BRC standard black 'LBB', silver 'LBS'

Optional Extra

- High pressure door fronts add code 'HF' and add \$187



OVERALL SIZE			LAMINATE	
WIDTH	DEPTH	HEIGHT	PRICE M1	PRICE H1
18"	20"	22.25"	1,143	1,398
24"	20"	22.25"	1,164	1,425
30"	20"	22.25"	1,205	1,475
36"	20"	22.25"	1,244	1,522
18"	24"	22.25"	1,164	1,425
24"	24"	22.25"	1,188	1,455
30"	24"	22.25"	1,226	1,502
36"	24"	22.25"	1,267	1,553
18"	30"	22.25"	1,188	1,455
24"	30"	22.25"	1,208	1,480
30"	30"	22.25"	1,249	1,531
36"	30"	22.25"	1,288	1,580

Features & Specifications

No Charge Options

Optional Extra


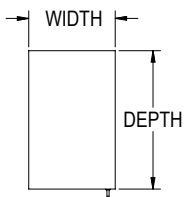
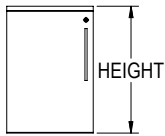
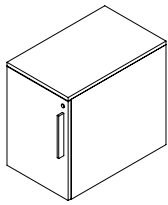


ORDER CODE SAMPLE						
ITEM CODE	WIDTH	DEPTH	HEIGHT	LAMINATE	LOCK	OPTION
NLCSY	W36	D20	H22.25	M1	LBB	HF

- 3/4" Thick LPL case construction with one inch of leveling
- Includes lock(s)
- One 3/4" thick adjustable shelf in storage space
- Laminate codes - M1: 1" LPL, H1: 1" HPL (top only)

- All standard laminates and metal finishes available
- Specify lock option: BRC standard black 'LBB', silver 'LBS'

- High pressure door fronts add code 'HF' and add \$187



HINGED LEFT SHOWN

OVERALL SIZE			LAMINATE	
WIDTH	DEPTH	HEIGHT	PRICE M1	PRICE H1
12"	18.75"	22.25"	787	945
12"	24"	22.25"	810	971
12"	30"	22.25"	829	995
15"	18.75"	22.25"	827	993
15"	24"	22.25"	851	1,019
15"	30"	22.25"	872	1,045
18"	18.75"	22.25"	869	1,043
18"	24"	22.25"	893	1,071
18"	30"	22.25"	915	1,097



**ORDER CODE SAMPLE**

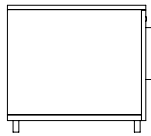
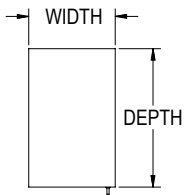
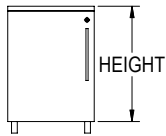
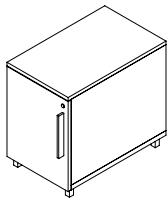
ITEM CODE	WIDTH	DEPTH	HEIGHT	LAMINATE	HAND	LOCK
NPCSZ	W12	D24	H22	M1	HL	LBB

**Features & Specifications**

- 3/4" Thick LPL case construction with one inch of leveling
- One 3/4" thick adjustable shelf in storage space
- Specify 'HL' for hinged left or 'HR' for hinged right
- Laminate codes - M1: 1" LPL, H1: 1" HPL (top only)

**No Charge Options**

- All standard laminates and metal finishes available
- Lock: Hudson black 'LBB', silver 'LBS'



HINGED LEFT SHOWN

Features & Specifications

No Charge Options

OVERALL SIZE			LAMINATE	
WIDTH	DEPTH	HEIGHT	PRICE M1	PRICE H1
12"	18.75"	22.25"	903	1,061
12"	24"	22.25"	925	1,086
12"	30"	22.25"	944	1,110
15"	18.75"	22.25"	943	1,108
15"	24"	22.25"	966	1,135
15"	30"	22.25"	987	1,160
18"	18.75"	22.25"	984	1,158
18"	24"	22.25"	1,008	1,186
18"	30"	22.25"	1,031	1,213

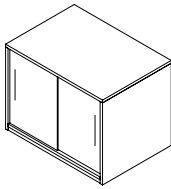


ORDER CODE SAMPLE

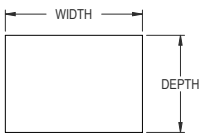
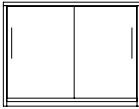
ITEM CODE	WIDTH	DEPTH	HEIGHT	LAMINATE	HAND	LOCK
NPCSY	W12	D24	H22	M1	HL	LBB

- 3/4" Thick LPL case construction with one inch of leveling
- One 3/4" thick adjustable shelf in storage space
- Specify 'HL' for hinged left or 'HR' for hinged right
- Laminate codes - M1: 1" LPL, H1: 1" HPL (top only)

- All standard laminates and metal finishes available
- Lock: Hudson black 'LBB', silver 'LBS'



NOTE: BRC PUSH LOCK ONLY!



OVERALL SIZE			LAMINATE	
WIDTH	DEPTH	HEIGHT	PRICE M1	PRICE H1
24"	20"	22.25"	1,395	1,744
30"	20"	22.25"	1,437	1,795
36"	20"	22.25"	1,475	1,844
24"	24"	22.25"	1,419	1,775
30"	24"	22.25"	1,458	1,822
36"	24"	22.25"	1,497	1,872
24"	30"	22.25"	1,440	1,800
30"	30"	22.25"	1,481	1,851
36"	30"	22.25"	1,520	1,900



ORDER CODE SAMPLE						
ITEM CODE	WIDTH	DEPTH	HEIGHT	LAMINATE	LOCK	OPTION
NLSSZ	W36	D20	H22.25	M1	LBB-P	HF

Features & Specifications

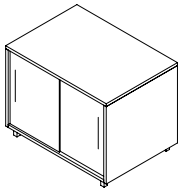
- 3/4" Thick LPL case construction with one inch of leveling
- Handles included on 3/4" thick laminate sliding door
- Includes lock(s)
- One 3/4" thick adjustable shelf in storage space
- Laminate codes - M1: 1" LPL, H1: 1" HPL (top only)

No Charge Options

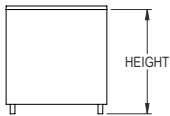
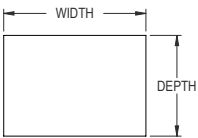
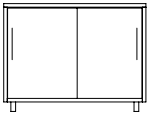
- All standard laminate finishes available
- Specify lock option: BRC standard black 'LBB-P', silver 'LBS-P'

Optional Extra

- High pressure door fronts add code 'HF' and add \$187



NOTE: BRC PUSH LOCK ONLY!



OVERALL SIZE			LAMINATE	
WIDTH	DEPTH	HEIGHT	PRICE M1	PRICE H1
24"	20"	22.25"	1,517	1,864
30"	20"	22.25"	1,556	1,915
36"	20"	22.25"	1,596	1,964
24"	24"	22.25"	1,541	1,896
30"	24"	22.25"	1,578	1,943
36"	24"	22.25"	1,619	1,992
24"	30"	22.25"	1,561	1,921
30"	30"	22.25"	1,602	1,973
36"	30"	22.25"	1,642	2,021



ORDER CODE SAMPLE						
ITEM CODE	WIDTH	DEPTH	HEIGHT	LAMINATE	LOCK	OPTION
NLSSY	W36	D20	H22.25	M1	LBB-P	HF

Features & Specifications

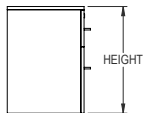
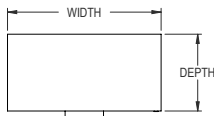
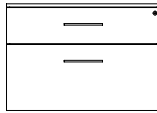
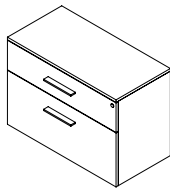
- 3/4" Thick LPL case construction with one inch of leveling
- Handles included on 3/4" thick laminate sliding door
- Includes lock(s)
- One 3/4" thick adjustable shelf in storage space
- Laminate codes - M1: 1" LPL, H1: 1" HPL (top only)

No Charge Options

- All standard laminates and metal finishes available
- Specify lock option: BRC standard black 'LBB-P', silver 'LBS-P'

Optional Extra

- High pressure door fronts add code 'HF' and add \$187



OVERALL SIZE			LAMINATE	
WIDTH	DEPTH	HEIGHT	PRICE <i>M1</i>	PRICE <i>H1</i>
24"	20"	22.25"	1,043	1,303
30"	20"	22.25"	1,134	1,416
36"	20"	22.25"	1,221	1,527
24"	24"	22.25"	1,087	1,360
30"	24"	22.25"	1,175	1,469
36"	24"	22.25"	1,265	1,580
24"	30"	22.25"	1,110	1,388
30"	30"	22.25"	1,199	1,500
36"	30"	22.25"	1,288	1,609

Features & Specifications

No Charge Options

Optional Extra



SPECIAL NOTES



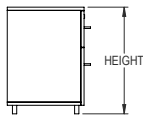
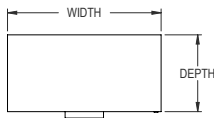
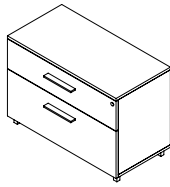
ORDER CODE SAMPLE						
ITEM CODE	WIDTH	DEPTH	HEIGHT	LAMINATE	LOCK	OPTION
NLLSZ	W36	D20	H22.25	<i>M1</i>	<i>LBS</i>	<i>CW</i>

- 3/4" Thick LPL case construction with one inch of leveling
- File hanging bars and lock(s) included
- Laminate codes - *M1*: 1" LPL, *H1*: 1" HPL (top only)

- All standard laminate finishes available
- Specify lock option: BRC standard black '*LBB*', silver '*LBS*'

- High pressure drawer fronts add code '*HF*' and add \$187
- Counterweight add code '*CW*' and add \$137

- This storage product must be secured or ganged to an additional support structure (eg: wall, adjacent cabinet)



OVERALL SIZE			LAMINATE	
WIDTH	DEPTH	HEIGHT	PRICE M1	PRICE H1
24"	20"	22.25"	1,164	1,425
30"	20"	22.25"	1,254	1,538
36"	20"	22.25"	1,341	1,648
24"	24"	22.25"	1,208	1,480
30"	24"	22.25"	1,297	1,591
36"	24"	22.25"	1,386	1,701
24"	30"	22.25"	1,231	1,509
30"	30"	22.25"	1,321	1,621
36"	30"	22.25"	1,410	1,731

Features & Specifications

No Charge Options

Optional Extra



SPECIAL NOTES



ORDER CODE SAMPLE						
ITEM CODE	WIDTH	DEPTH	HEIGHT	LAMINATE	LOCK	OPTION
NLLSY	W36	D20	H22.25	M1	LBS	CW

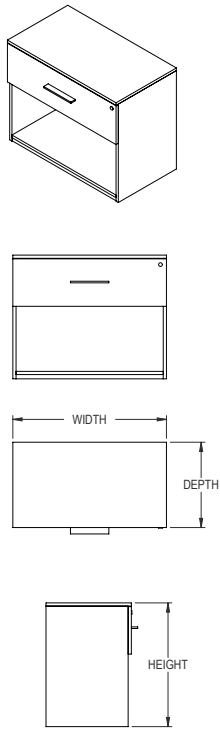
- 3/4" Thick LPL case construction with one inch of leveling
- File hanging bars and lock(s) included
- Laminate codes - M1: 1" LPL, H1: 1" HPL (top only)

- All standard laminates and metal finishes available
- Specify lock option: BRC standard black 'LBB', silver 'LBS'

- High pressure drawer fronts add code 'HF' and add \$187
- Counterweight add code 'CW' and add \$137

- This storage product must be secured or ganged to an additional support structure (eg: wall, adjacent cabinet)





OVERALL SIZE			LAMINATE	
WIDTH	DEPTH	HEIGHT	PRICE M1	PRICE H1
15.75"	20"	22.25"	893	1,116
24"	20"	22.25"	933	1,167
30"	20"	22.25"	973	1,215
36"	20"	22.25"	1,014	1,267
15.75"	24"	22.25"	916	1,145
24"	24"	22.25"	955	1,194
30"	24"	22.25"	995	1,244
36"	24"	22.25"	1,034	1,293
15.75"	30"	22.25"	937	1,172
24"	30"	22.25"	978	1,221
30"	30"	22.25"	1,017	1,273
36"	30"	22.25"	1,058	1,323

Features & Specifications

No Charge Options

Optional Extra



SPECIAL NOTES



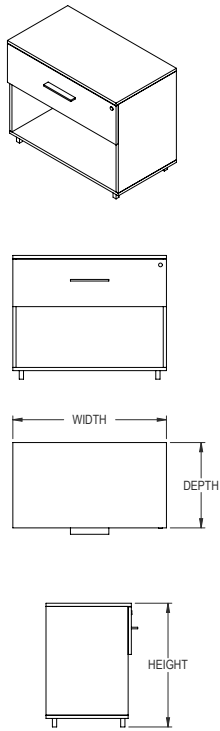
ORDER CODE SAMPLE						
ITEM CODE	WIDTH	DEPTH	HEIGHT	LAMINATE	LOCK	OPTION
NLBOZ	W36	D20	H22.25	M1	LBB	HF

- 3/4" Thick LPL case construction with one inch of leveling
- Includes lock(s)
- Laminate codes - M1: 1" LPL, H1: 1" HPL (top only)

- All standard laminate finishes available
- Specify lock option: BRC standard black 'LBB', silver 'LBS'

- High pressure drawer front add code 'HF' and add \$94

- This storage product must be secured or ganged to an additional support structure (eg: wall, adjacent cabinet)



OVERALL SIZE			LAMINATE	
WIDTH	DEPTH	HEIGHT	PRICE M1	PRICE H1
15.75"	20"	22.25"	1,027	1,283
24"	20"	22.25"	1,067	1,335
30"	20"	22.25"	1,107	1,384
36"	20"	22.25"	1,146	1,435
15.75"	24"	22.25"	1,046	1,309
24"	24"	22.25"	1,087	1,360
30"	24"	22.25"	1,130	1,411
36"	24"	22.25"	1,168	1,461
15.75"	30"	22.25"	1,071	1,339
24"	30"	22.25"	1,110	1,388
30"	30"	22.25"	1,149	1,438
36"	30"	22.25"	1,192	1,489



ORDER CODE SAMPLE						
ITEM CODE	WIDTH	DEPTH	HEIGHT	LAMINATE	LOCK	OPTION
NLBOY	W36	D20	H22.25	M1	LBB	HF

Features & Specifications

- 3/4" Thick LPL case construction with one inch of leveling
- Includes lock(s)
- Laminate codes - M1: 1" LPL, H1: 1" HPL (top only)

No Charge Options

- All standard laminates and metal finishes available
- Specify lock option: BRC standard black 'LBB', silver 'LBS'

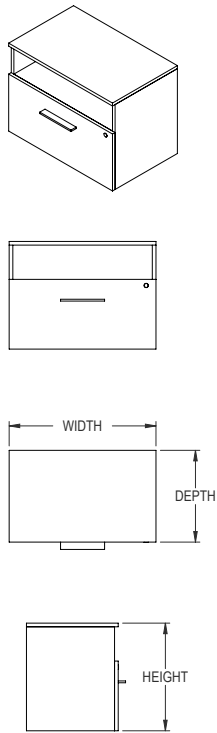
Optional Extra

- High pressure drawer front add code 'HF' and add \$94



SPECIAL NOTES

- This storage product must be secured or ganged to an additional support structure (eg: wall, adjacent cabinet)



OVERALL SIZE			LAMINATE	
WIDTH	DEPTH	HEIGHT	PRICE M1	PRICE H1
15.75"	20"	22.25"	908	1,136
24"	20"	22.25"	933	1,167
30"	20"	22.25"	973	1,215
36"	20"	22.25"	1,014	1,267
15.75"	24"	22.25"	916	1,145
24"	24"	22.25"	955	1,194
30"	24"	22.25"	995	1,244
36"	24"	22.25"	1,034	1,293
15.75"	30"	22.25"	956	1,195
24"	30"	22.25"	978	1,221
30"	30"	22.25"	1,017	1,273
36"	30"	22.25"	1,058	1,323

Features & Specifications

No Charge Options

Optional Extra



SPECIAL NOTES



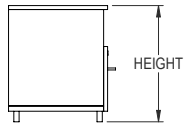
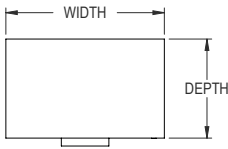
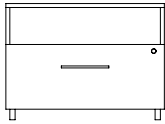
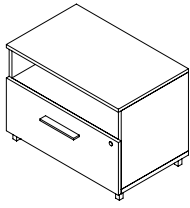
ORDER CODE SAMPLE						
ITEM CODE	WIDTH	DEPTH	HEIGHT	LAMINATE	LOCK	OPTION
NLOFZ	W36	D20	H22.25	M1	LBB	CW

- 3/4" Thick LPL case construction with one inch of leveling
- File hanging bars and lock(s) included
- Laminate codes - M1: 1" LPL, H1: 1" HPL (top only)

- All standard laminate finishes available
- Specify lock option: BRC standard black 'LBB', silver 'LBS'

- High pressure drawer front add code 'HF' and add \$94
- Counterweight add code 'CW' and add \$137

- This storage product must be secured or ganged to an additional support structure (eg: wall, adjacent cabinet)



OVERALL SIZE			LAMINATE	
WIDTH	DEPTH	HEIGHT	PRICE M1	PRICE H1
15.75"	20"	22.25"	1,031	1,257
24"	20"	22.25"	1,055	1,287
30"	20"	22.25"	1,093	1,336
36"	20"	22.25"	1,135	1,388
15.75"	24"	22.25"	1,036	1,266
24"	24"	22.25"	1,077	1,314
30"	24"	22.25"	1,116	1,364
36"	24"	22.25"	1,155	1,414
15.75"	30"	22.25"	1,078	1,315
24"	30"	22.25"	1,097	1,341
30"	30"	22.25"	1,138	1,392
36"	30"	22.25"	1,179	1,442

Features & Specifications

No Charge Options

Optional Extra



SPECIAL NOTES



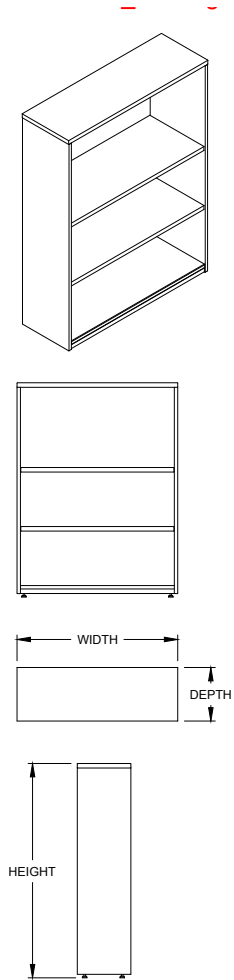
ORDER CODE SAMPLE						
ITEM CODE	WIDTH	DEPTH	HEIGHT	LAMINATE	LOCK	OPTION
NLOFY	W36	D18.75	H22.25	M1	LBB	CW

- 3/4" Thick LPL case construction with one inch of leveling
- File hanging bars and lock(s) included
- Laminate codes - M1: 1" LPL, H1: 1" HPL (top only)

- All standard laminates and metal finishes available
- Specify lock option: BRC standard black 'LBB', silver 'LBS'

- High pressure drawer front add code 'HF' and add \$94
- Counterweight add code 'CW' and add \$137

- This storage product must be secured or ganged to an additional support structure (eg: wall, adjacent cabinet)



OVERALL SIZE				
WIDTH	DEPTH	HEIGHT	SHELVES	PRICE <i>M1</i>
24"	12"	29"	1 ADJUSTABLE	657
30"	12"	29"	1 ADJUSTABLE	764
36"	12"	29"	1 ADJUSTABLE	877
24"	12"	36"	2 ADJUSTABLE	764
30"	12"	36"	2 ADJUSTABLE	877
36"	12"	36"	2 ADJUSTABLE	988
24"	12"	42"	2 ADJUSTABLE	877
30"	12"	42"	2 ADJUSTABLE	988
36"	12"	42"	2 ADJUSTABLE	1,098
24"	12"	48"	2 ADJUSTABLE	988
30"	12"	48"	2 ADJUSTABLE	1,098
36"	12"	48"	2 ADJUSTABLE	1,210
24"	12"	60"	3 ADJUSTABLE	1,098
30"	12"	60"	3 ADJUSTABLE	1,210
36"	12"	60"	3 ADJUSTABLE	1,320
24"	12"	66"	3 ADJ, 1 FIXED	1,210
30"	12"	66"	3 ADJ, 1 FIXED	1,320
36"	12"	66"	3 ADJ, 1 FIXED	1,432
24"	12"	72"	3 ADJ, 1 FIXED	1,320
30"	12"	72"	3 ADJ, 1 FIXED	1,432
36"	12"	72"	3 ADJ, 1 FIXED	1,542
24"	12"	84"	4 ADJ, 1 FIXED	1,432
30"	12"	84"	4 ADJ, 1 FIXED	1,542
36"	12"	84"	4 ADJ, 1 FIXED	1,653

Features & Specifications

No Charge Options



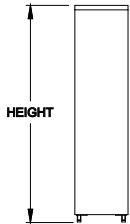
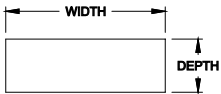

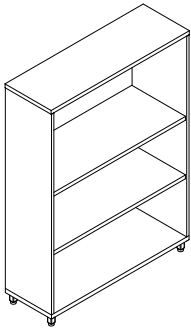
SPECIAL NOTES



ORDER CODE SAMPLE				
ITEM CODE	WIDTH	DEPTH	HEIGHT	LAMINATE
NB12Z	W24	D12	H42	<i>M1</i>

- 3/4" Thick LPL case construction with one inch of leveling
- Top flush with gables
- 1" thick shelf (see chart above)
- Cam cover caps are visible on inside of unit
- Laminate codes - *M1*: 1" LPL (top only)
- All standard laminate finishes available

- This storage product must be secured or ganged to an additional support structure (eg: wall, adjacent cabinet)



OVERALL SIZE				
WIDTH	DEPTH	HEIGHT	SHELVES	PRICE <i>M1</i>
24"	12"	29"	1 ADJUSTABLE	756
30"	12"	29"	1 ADJUSTABLE	863
36"	12"	29"	1 ADJUSTABLE	976
24"	12"	36"	2 ADJUSTABLE	863
30"	12"	36"	2 ADJUSTABLE	976
36"	12"	36"	2 ADJUSTABLE	1,087
24"	12"	42"	2 ADJUSTABLE	976
30"	12"	42"	2 ADJUSTABLE	1,087
36"	12"	42"	2 ADJUSTABLE	1,197
24"	12"	48"	2 ADJUSTABLE	1,087
30"	12"	48"	2 ADJUSTABLE	1,197
36"	12"	48"	2 ADJUSTABLE	1,309
24"	12"	60"	3 ADJUSTABLE	1,197
30"	12"	60"	3 ADJUSTABLE	1,309
36"	12"	60"	3 ADJUSTABLE	1,419
24"	12"	66"	3 ADJ, 1 FIXED	1,309
30"	12"	66"	3 ADJ, 1 FIXED	1,419
36"	12"	66"	3 ADJ, 1 FIXED	1,531
24"	12"	72"	3 ADJ, 1 FIXED	1,419
30"	12"	72"	3 ADJ, 1 FIXED	1,531
36"	12"	72"	3 ADJ, 1 FIXED	1,641
24"	12"	84"	4 ADJ, 1 FIXED	1,531
30"	12"	84"	4 ADJ, 1 FIXED	1,641
36"	12"	84"	4 ADJ, 1 FIXED	1,752

Features & Specifications

No Charge Options



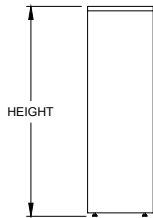
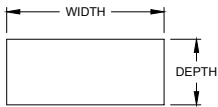

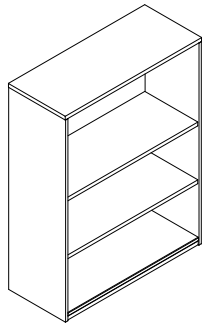
SPECIAL NOTES



ORDER CODE SAMPLE				
ITEM CODE	WIDTH	DEPTH	HEIGHT	LAMINATE
NB12Y	W24	D12	H42	<i>M1</i>

- 3/4" Thick LPL case construction with one inch of leveling
- Top flush with gables
- 1" thick shelf (see chart above)
- Cam cover caps are visible on inside of unit
- Laminate codes - *M1*: 1" LPL (top only)
- All standard laminate finishes available

- This storage product must be secured or ganged to an additional support structure (eg: wall, adjacent cabinet)



**OVERALL SIZE**

WIDTH	DEPTH	HEIGHT	SHELVES	PRICE M1
24"	15"	29"	1 ADJUSTABLE	775
30"	15"	29"	1 ADJUSTABLE	883
36"	15"	29"	1 ADJUSTABLE	995
24"	15"	36"	2 ADJUSTABLE	883
30"	15"	36"	2 ADJUSTABLE	995
36"	15"	36"	2 ADJUSTABLE	1,107
24"	15"	42"	2 ADJUSTABLE	995
30"	15"	42"	2 ADJUSTABLE	1,107
36"	15"	42"	2 ADJUSTABLE	1,218
24"	15"	48"	2 ADJUSTABLE	1,107
30"	15"	48"	2 ADJUSTABLE	1,218
36"	15"	48"	2 ADJUSTABLE	1,327
24"	15"	60"	3 ADJUSTABLE	1,218
30"	15"	60"	3 ADJUSTABLE	1,327
36"	15"	60"	3 ADJUSTABLE	1,439
24"	15"	66"	3 ADJ, 1 FIXED	1,327
30"	15"	66"	3 ADJ, 1 FIXED	1,439
36"	15"	66"	3 ADJ, 1 FIXED	1,550
24"	15"	72"	3 ADJ, 1 FIXED	1,439
30"	15"	72"	3 ADJ, 1 FIXED	1,550
36"	15"	72"	3 ADJ, 1 FIXED	1,660
24"	15"	84"	4 ADJ, 1 FIXED	1,550
30"	15"	84"	4 ADJ, 1 FIXED	1,660
36"	15"	84"	4 ADJ, 1 FIXED	1,771

**Features & Specifications**

**No Charge Options**



**SPECIAL NOTES**

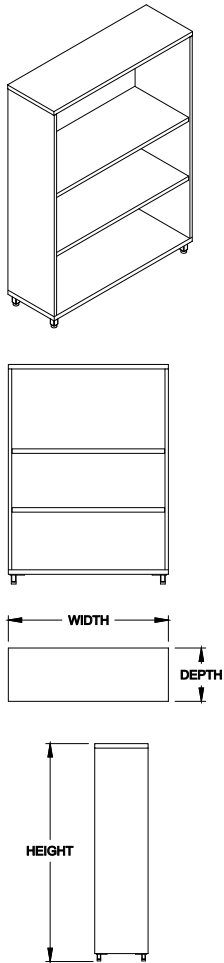


**ORDER CODE SAMPLE**

ITEM CODE	WIDTH	DEPTH	HEIGHT	LAMINATE
NB15Z	W24	D15	H42	M1

- 3/4" Thick LPL case construction with one inch of leveling
- Top flush with gables
- 1" thick shelf (see chart above)
- Cam cover caps are visible on inside of unit
- Laminate codes - M1: 1" LPL (top only)
- All standard laminate finishes available

- This storage product must be secured or ganged to an additional support structure (eg: wall, adjacent cabinet)



OVERALL SIZE				
WIDTH	DEPTH	HEIGHT	SHELVES	PRICE <i>M1</i>
24"	15"	29"	1 ADJUSTABLE	874
30"	15"	29"	1 ADJUSTABLE	982
36"	15"	29"	1 ADJUSTABLE	1,094
24"	15"	36"	2 ADJUSTABLE	982
30"	15"	36"	2 ADJUSTABLE	1,094
36"	15"	36"	2 ADJUSTABLE	1,206
24"	15"	42"	2 ADJUSTABLE	1,094
30"	15"	42"	2 ADJUSTABLE	1,206
36"	15"	42"	2 ADJUSTABLE	1,317
24"	15"	48"	2 ADJUSTABLE	1,206
30"	15"	48"	2 ADJUSTABLE	1,317
36"	15"	48"	2 ADJUSTABLE	1,426
24"	15"	60"	3 ADJUSTABLE	1,317
30"	15"	60"	3 ADJUSTABLE	1,426
36"	15"	60"	3 ADJUSTABLE	1,538
24"	15"	66"	3 ADJ, 1 FIXED	1,426
30"	15"	66"	3 ADJ, 1 FIXED	1,538
36"	15"	66"	3 ADJ, 1 FIXED	1,649
24"	15"	72"	3 ADJ, 1 FIXED	1,538
30"	15"	72"	3 ADJ, 1 FIXED	1,649
36"	15"	72"	3 ADJ, 1 FIXED	1,759
24"	15"	84"	4 ADJ, 1 FIXED	1,649
30"	15"	84"	4 ADJ, 1 FIXED	1,759
36"	15"	84"	4 ADJ, 1 FIXED	1,870

Features & Specifications

No Charge Options




SPECIAL NOTES



ORDER CODE SAMPLE				
ITEM CODE	WIDTH	DEPTH	HEIGHT	LAMINATE
NB15Y	W24	D15	H42	<i>M1</i>

- 3/4" Thick LPL case construction with one inch of leveling
- Top flush with gables
- 1" thick shelf (see chart above)
- Cam cover caps are visible on inside of unit
- Laminate codes - *M1*: 1" LPL (top only)
- All standard laminate finishes available

- This storage product must be secured or ganged to an additional support structure (eg: wall, adjacent cabinet)



OVERALL SIZE				
WIDTH	DEPTH	HEIGHT	SHELVES	PRICE M1
24"	20"	29"	1 ADJUSTABLE	978
30"	20"	29"	1 ADJUSTABLE	1,087
36"	20"	29"	1 ADJUSTABLE	1,199
24"	20"	36"	2 ADJUSTABLE	1,087
30"	20"	36"	2 ADJUSTABLE	1,199
36"	20"	36"	2 ADJUSTABLE	1,310
24"	20"	42"	2 ADJUSTABLE	1,199
30"	20"	42"	2 ADJUSTABLE	1,310
36"	20"	42"	2 ADJUSTABLE	1,422
24"	20"	48"	2 ADJUSTABLE	1,310
30"	20"	48"	2 ADJUSTABLE	1,422
36"	20"	48"	2 ADJUSTABLE	1,531
24"	20"	60"	3 ADJUSTABLE	1,422
30"	20"	60"	3 ADJUSTABLE	1,531
36"	20"	60"	3 ADJUSTABLE	1,643
24"	20"	66"	3 ADJ, 1 FIXED	1,531
30"	20"	66"	3 ADJ, 1 FIXED	1,643
36"	20"	66"	3 ADJ, 1 FIXED	1,753
24"	20"	72"	3 ADJ, 1 FIXED	1,643
30"	20"	72"	3 ADJ, 1 FIXED	1,753
36"	20"	72"	3 ADJ, 1 FIXED	1,864
24"	20"	84"	4 ADJ, 1 FIXED	1,753
30"	20"	84"	4 ADJ, 1 FIXED	1,864
36"	20"	84"	4 ADJ, 1 FIXED	1,976

Features & Specifications

No Charge Options



SPECIAL NOTES

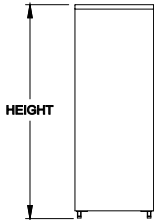
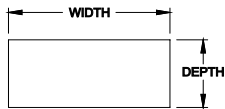

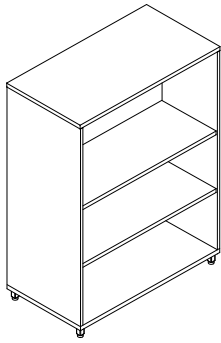


ORDER CODE SAMPLE				
ITEM CODE	WIDTH	DEPTH	HEIGHT	LAMINATE
NB20Z	W24	D20	H42	M1

- 3/4" Thick LPL case construction with one inch of leveling
- Top flush with gables
- 1" thick shelf (see chart above)
- Cam cover caps are visible on inside of unit
- Laminate codes - M1: 1" LPL (top only)

- All standard laminate finishes available

- This storage product must be secured or ganged to an additional support structure (eg: wall, adjacent cabinet)



Features & Specifications

No Charge Options



SPECIAL NOTES

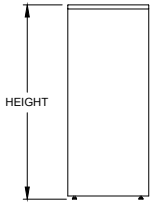
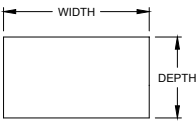

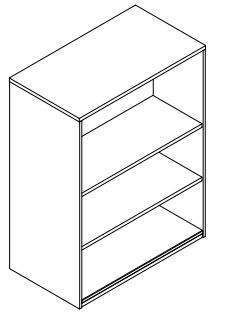
OVERALL SIZE				
WIDTH	DEPTH	HEIGHT	SHELVES	PRICE M1
24"	20"	29"	1 ADJUSTABLE	1,077
30"	20"	29"	1 ADJUSTABLE	1,186
36"	20"	29"	1 ADJUSTABLE	1,298
24"	20"	36"	2 ADJUSTABLE	1,186
30"	20"	36"	2 ADJUSTABLE	1,298
36"	20"	36"	2 ADJUSTABLE	1,409
24"	20"	42"	2 ADJUSTABLE	1,298
30"	20"	42"	2 ADJUSTABLE	1,409
36"	20"	42"	2 ADJUSTABLE	1,521
24"	20"	48"	2 ADJUSTABLE	1,409
30"	20"	48"	2 ADJUSTABLE	1,521
36"	20"	48"	2 ADJUSTABLE	1,630
24"	20"	60"	3 ADJUSTABLE	1,521
30"	20"	60"	3 ADJUSTABLE	1,630
36"	20"	60"	3 ADJUSTABLE	1,742
24"	20"	66"	3 ADJ, 1 FIXED	1,630
30"	20"	66"	3 ADJ, 1 FIXED	1,742
36"	20"	66"	3 ADJ, 1 FIXED	1,852
24"	20"	72"	3 ADJ, 1 FIXED	1,742
30"	20"	72"	3 ADJ, 1 FIXED	1,852
36"	20"	72"	3 ADJ, 1 FIXED	1,963
24"	20"	84"	4 ADJ, 1 FIXED	1,852
30"	20"	84"	4 ADJ, 1 FIXED	1,963
36"	20"	84"	4 ADJ, 1 FIXED	2,075



ORDER CODE SAMPLE				
ITEM CODE	WIDTH	DEPTH	HEIGHT	LAMINATE
NB20Y	W24	D20	H42	M1

- 3/4" Thick LPL case construction with one inch of leveling
- Top flush with gables
- 1" thick shelf (see chart above)
- Cam cover caps are visible on inside of unit
- Laminate codes - M1: 1" LPL (top only)
- All standard laminate finishes available

- This storage product must be secured or ganged to an additional support structure (eg: wall, adjacent cabinet)



OVERALL SIZE				
WIDTH	DEPTH	HEIGHT	SHELVES	PRICE <i>M1</i>
24"	24"	29"	1 ADJUSTABLE	1,136
30"	24"	29"	1 ADJUSTABLE	1,247
36"	24"	29"	1 ADJUSTABLE	1,358
24"	24"	36"	2 ADJUSTABLE	1,247
30"	24"	36"	2 ADJUSTABLE	1,358
36"	24"	36"	2 ADJUSTABLE	1,468
24"	24"	42"	2 ADJUSTABLE	1,398
30"	24"	42"	2 ADJUSTABLE	1,468
36"	24"	42"	2 ADJUSTABLE	1,579
24"	24"	48"	2 ADJUSTABLE	1,468
30"	24"	48"	2 ADJUSTABLE	1,579
36"	24"	48"	2 ADJUSTABLE	1,691
24"	24"	60"	3 ADJUSTABLE	1,579
30"	24"	60"	3 ADJUSTABLE	1,691
36"	24"	60"	3 ADJUSTABLE	1,801
24"	24"	66"	3 ADJ, 1 FIXED	1,691
30"	24"	66"	3 ADJ, 1 FIXED	1,801
36"	24"	66"	3 ADJ, 1 FIXED	1,912
24"	24"	72"	3 ADJ, 1 FIXED	1,801
30"	24"	72"	3 ADJ, 1 FIXED	1,912
36"	24"	72"	3 ADJ, 1 FIXED	2,024
24"	24"	84"	4 ADJ, 1 FIXED	1,912
30"	24"	84"	4 ADJ, 1 FIXED	2,024
36"	24"	84"	4 ADJ, 1 FIXED	2,134

Features & Specifications

No Charge Options



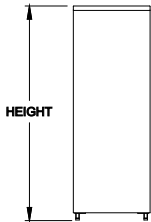
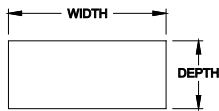
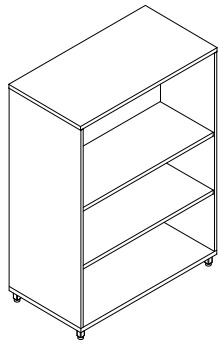
SPECIAL NOTES



ORDER CODE SAMPLE				
ITEM CODE	WIDTH	DEPTH	HEIGHT	LAMINATE
NB24Z	W24	D24	H42	<i>M1</i>

- 3/4" Thick LPL case construction with one inch of leveling
- Top flush with gables
- 1" thick shelf (see chart above)
- Cam cover caps are visible on inside of unit
- Laminate codes - *M1*: 1" LPL (top only)
- All standard laminate finishes available

- This storage product must be secured or ganged to an additional support structure (eg: wall, adjacent cabinet)



Features & Specifications

No Charge Options



SPECIAL NOTES

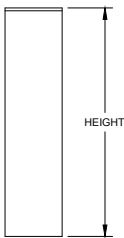
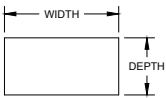

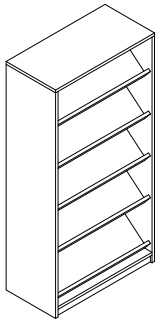
OVERALL SIZE				
WIDTH	DEPTH	HEIGHT	SHELVES	PRICE <i>M1</i>
24"	24"	29"	1 ADJUSTABLE	1,235
30"	24"	29"	1 ADJUSTABLE	1,346
36"	24"	29"	1 ADJUSTABLE	1,457
24"	24"	36"	2 ADJUSTABLE	1,346
30"	24"	36"	2 ADJUSTABLE	1,457
36"	24"	36"	2 ADJUSTABLE	1,567
24"	24"	42"	2 ADJUSTABLE	1,497
30"	24"	42"	2 ADJUSTABLE	1,567
36"	24"	42"	2 ADJUSTABLE	1,678
24"	24"	48"	2 ADJUSTABLE	1,567
30"	24"	48"	2 ADJUSTABLE	1,678
36"	24"	48"	2 ADJUSTABLE	1,790
24"	24"	60"	3 ADJUSTABLE	1,678
30"	24"	60"	3 ADJUSTABLE	1,790
36"	24"	60"	3 ADJUSTABLE	1,900
24"	24"	66"	3 ADJ, 1 FIXED	1,790
30"	24"	66"	3 ADJ, 1 FIXED	1,900
36"	24"	66"	3 ADJ, 1 FIXED	2,011
24"	24"	72"	3 ADJ, 1 FIXED	1,900
30"	24"	72"	3 ADJ, 1 FIXED	2,011
36"	24"	72"	3 ADJ, 1 FIXED	2,123
24"	24"	84"	4 ADJ, 1 FIXED	2,011
30"	24"	84"	4 ADJ, 1 FIXED	2,123
36"	24"	84"	4 ADJ, 1 FIXED	2,233



ORDER CODE SAMPLE				
ITEM CODE	WIDTH	DEPTH	HEIGHT	LAMINATE
NB24Y	W24	D24	H42	<i>M1</i>

- 3/4" Thick LPL case construction with one inch of leveling
- Top flush with gables
- 1" thick shelf (see chart above)
- Cam cover caps are visible on inside of unit
- Laminate codes - *M1*: 1" LPL (top only)
- All standard laminate finishes available

- This storage product must be secured or ganged to an additional support structure (eg: wall, adjacent cabinet)



OVERALL SIZE			
WIDTH	DEPTH	HEIGHT	PRICE <i>M1</i>
30"	15"	29"	2,324
30"	15"	36"	2,437
30"	15"	48"	2,476
30"	15"	60"	2,540
30"	15"	66"	2,772
30"	15"	72"	3,005
30"	15"	84"	3,234
36"	15"	29"	2,581
36"	15"	36"	2,612
36"	15"	48"	2,691
36"	15"	60"	2,772
36"	15"	66"	3,005
36"	15"	72"	3,234
36"	15"	84"	3,464
42"	15"	29"	2,799
42"	15"	36"	2,863
42"	15"	48"	2,945
42"	15"	60"	3,030
42"	15"	66"	3,262
42"	15"	72"	3,721
42"	15"	84"	3,767

Features & Specifications

- 3/4" Thick LPL case construction with one inch of leveling
- Top flush with gables
- Display shelves flip up to reveal storage behind
- Cam cover caps are visible on inside of unit
- Laminate codes - *M1*: 1" LPL (top only)

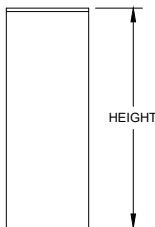
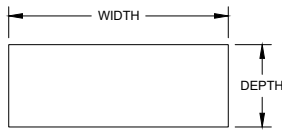

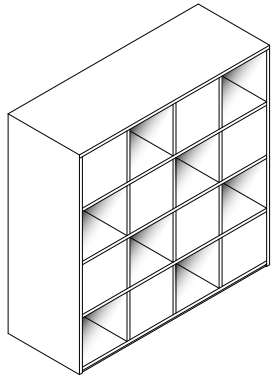
No Charge Options

- All standard laminate finishes available



SPECIAL NOTES

- This storage product must be secured or ganged to an additional support structure (eg: wall, adjacent cabinet)



Features & Specifications

No Charge Options



SPECIAL NOTES

OVERALL SIZE				
WIDTH	DEPTH	HEIGHT	# OPENINGS	PRICE M1
24"	18"	36"	6	2,353
24"	18"	48"	8	2,703
24"	18"	60"	10	3,111
36"	18"	36"	9	2,704
36"	18"	48"	12	3,109
36"	18"	60"	15	3,578
48"	18"	36"	12	3,111
48"	18"	48"	16	3,574
48"	18"	60"	20	4,114
60"	18"	36"	15	3,575
60"	18"	48"	20	4,111
60"	18"	60"	25	4,730

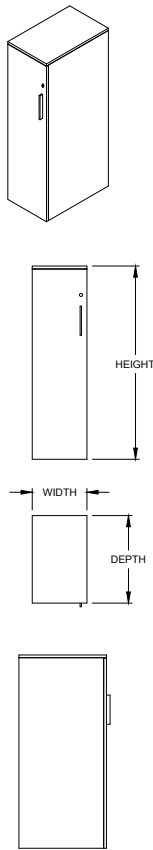


ORDER CODE SAMPLE				
ITEM CODE	WIDTH	DEPTH	HEIGHT	LAMINATE
NBYYZ	W24	D18	H42	M1

- 3/4" Thick LPL case construction with one inch of leveling
- Top flush with gables
- Shelves and dividers are fixed and evenly spaced
- 3/4" Thick shelves
- Laminate codes - M1: 1" LPL (top only)

- All standard laminate finishes available

- This storage product must be secured or ganged to an additional support structure (eg: wall, adjacent cabinet)



OVERALL SIZE			
WIDTH	DEPTH	HEIGHT	M1
9"	18"	48"	1,061
9"	24"	48"	1,136
9"	30"	48"	1,136
9"	18"	54"	1,123
9"	24"	54"	1,198
9"	30"	54"	1,198
9"	18"	66"	1,124
9"	24"	66"	1,206
9"	30"	66"	1,206
9"	18"	72"	1,192
9"	24"	72"	1,271
9"	30"	72"	1,271
9"	18"	84"	1,263
9"	24"	84"	1,348
9"	30"	84"	1,348
12"	18"	48"	1,061
12"	24"	48"	1,136
12"	30"	48"	1,136
12"	18"	54"	1,123
12"	24"	54"	1,198
12"	30"	54"	1,198
12"	18"	66"	1,124
12"	24"	66"	1,206
12"	30"	66"	1,206
12"	18"	72"	1,192
12"	24"	72"	1,271
12"	30"	72"	1,271
12"	18"	84"	1,263
12"	24"	84"	1,348
12"	30"	84"	1,348
15"	18"	48"	1,152
15"	24"	48"	1,230
15"	30"	48"	1,230
15"	18"	54"	1,244
15"	24"	54"	1,320
15"	30"	54"	1,320
15"	18"	66"	1,221
15"	24"	66"	1,303

OVERALL SIZE			
WIDTH	DEPTH	HEIGHT	M1
15"	30"	66"	1,303
15"	18"	72"	1,318
15"	24"	72"	1,399
15"	30"	72"	1,399
15"	18"	84"	1,398
15"	24"	84"	1,483
15"	30"	84"	1,483
18"	18"	48"	1,152
18"	24"	48"	1,230
18"	30"	48"	1,230
18"	18"	54"	1,244
18"	24"	54"	1,320
18"	30"	54"	1,320
18"	18"	66"	1,221
18"	24"	66"	1,303
18"	30"	66"	1,303
18"	18"	72"	1,318
18"	24"	72"	1,399
18"	30"	72"	1,399
18"	18"	84"	1,398
18"	24"	84"	1,483
18"	30"	84"	1,483
24"	18"	48"	1,315
24"	24"	48"	1,444
24"	30"	48"	1,444
24"	18"	54"	1,683
24"	24"	54"	1,812
24"	30"	54"	1,812
24"	24"	66"	1,340
24"	24"	66"	1,473
24"	30"	66"	1,473
24"	18"	72"	1,718
24"	24"	72"	1,849
24"	30"	72"	1,849
24"	18"	84"	1,919
24"	24"	84"	2,076
24"	30"	84"	2,201



ORDER CODE SAMPLE							
ITEM CODE	WIDTH	DEPTH	HEIGHT	LAMINATE	HAND	LOCK	OPTION
NWTCZ	W9	D20	H48	M1	HL	LBB	HF CH

Features & Specifications

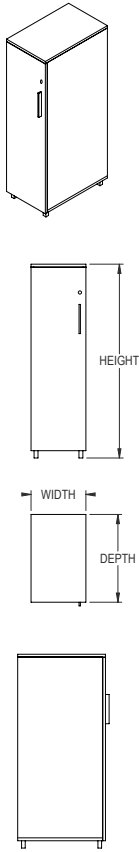
No Charge Options

Optional Extra



SPECIAL NOTES

- 3/4" Thick LPL case construction with one inch of leveling
- Includes lock(s)
- Wardrobe with fixed hat shelf and coat rod; only 66"H units and taller include hat shelf
- Laminate codes - M1: 1" LPL (top only)
- Specify hinged left 'HL' or hinged right 'HR' when ordering
- All standard laminate finishes available
- Specify lock option: BRC standard black 'LBB', silver 'LBS'
- Specify coat hook instead of coat rod, add option code 'CH'
- High pressure door front add code 'HF' and add \$94
- Adjustable (10"-14") lower shelf, add code 'LS' and add \$125
- Front louvered grommet venting available, add option code 'FV' and \$76 per door
- This storage product must be secured or ganged to an additional support structure (eg: wall, adjacent cabinet)



OVERALL SIZE			PRICE
WIDTH	DEPTH	HEIGHT	M1
9"	18"	48"	1,176
9"	24"	48"	1,251
9"	30"	48"	1,251
9"	18"	54"	1,238
9"	24"	54"	1,314
9"	30"	54"	1,314
9"	18"	66"	1,239
9"	24"	66"	1,321
9"	30"	66"	1,321
9"	18"	72"	1,307
9"	24"	72"	1,387
9"	30"	72"	1,387
9"	18"	84"	1,378
9"	24"	84"	1,463
9"	30"	84"	1,463
12"	18"	48"	1,176
12"	24"	48"	1,251
12"	30"	48"	1,251
12"	18"	54"	1,238
12"	24"	54"	1,314
12"	30"	54"	1,314
12"	18"	66"	1,239
12"	24"	66"	1,321
12"	30"	66"	1,321
12"	18"	72"	1,307
12"	24"	72"	1,387
12"	30"	72"	1,387
12"	18"	84"	1,378
12"	24"	84"	1,463
12"	30"	84"	1,463
15"	18"	48"	1,267
15"	24"	48"	1,346
15"	30"	48"	1,346
15"	18"	54"	1,359
15"	24"	54"	1,436
15"	30"	54"	1,436
15"	18"	66"	1,337
15"	24"	66"	1,418

OVERALL SIZE			PRICE
WIDTH	DEPTH	HEIGHT	M1
15"	30"	66"	1,418
15"	18"	72"	1,435
15"	24"	72"	1,515
15"	30"	72"	1,515
15"	18"	84"	1,513
15"	24"	84"	1,599
15"	30"	84"	1,599
18"	18"	48"	1,267
18"	24"	48"	1,346
18"	30"	48"	1,346
18"	18"	54"	1,359
18"	24"	54"	1,436
18"	30"	54"	1,436
18"	18"	66"	1,337
18"	24"	66"	1,418
18"	30"	66"	1,418
18"	18"	72"	1,435
18"	24"	72"	1,515
18"	30"	72"	1,515
18"	18"	84"	1,513
18"	24"	84"	1,599
18"	30"	84"	1,599
24"	18"	48"	1,430
24"	24"	48"	1,559
24"	30"	48"	1,559
24"	18"	54"	1,799
24"	24"	54"	1,927
24"	30"	54"	1,927
24"	24"	66"	1,456
24"	24"	66"	1,589
24"	30"	66"	1,589
24"	18"	72"	1,833
24"	24"	72"	1,964
24"	30"	72"	1,964
24"	18"	84"	2,034
24"	24"	84"	2,192
24"	30"	84"	2,316



ORDER CODE SAMPLE							
ITEM CODE	WIDTH	DEPTH	HEIGHT	LAMINATE	HAND	LOCK	OPTION
NWTCY	W9	D20	H48	M1	HL	LBB	HF CH

Features & Specifications

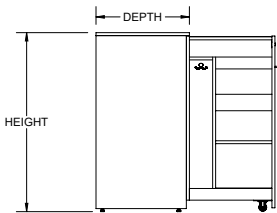
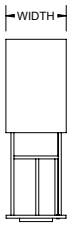

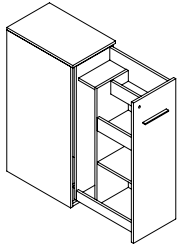
No Charge Options

Optional Extra

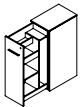


SPECIAL NOTES

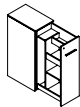
- 3/4" Thick LPL case construction with one inch of leveling
- Includes lock(s)
- Wardrobe with fixed hat shelf and coat rod; only 66"H units and taller include hat shelf
- Laminate codes - M1: 1" LPL (top only)
- Specify hinged left 'HL' or hinged right 'HR' when ordering
- All standard laminate and metal finishes available
- Specify lock option: BRC standard black 'LBB', silver 'LBS'
- Specify coat hook instead of coat rod, add option code 'CH'
- High pressure door front add code 'HF' and add \$94
- Adjustable (10"-14") lower shelf, add code 'LS' and add \$125
- Front louvered grommet venting available, add option code 'FV' and \$76 per door
- This storage product must be secured or ganged to an additional support structure (eg: wall, adjacent cabinet)



LEFT HAND



RIGHT HAND



Features & Specifications

No Charge Options

Optional Extra



SPECIAL NOTES

OVERALL SIZE

WIDTH	DEPTH	HEIGHT	PRICE M3	PRICE M1
12.75"	24"	42"	2,516	2,615
12.75"	30"	42"	2,516	2,615
12.75"	24"	46"	2,516	2,615
12.75"	30"	46"	2,516	2,615
15.75"	24"	42"	2,605	2,703
15.75"	30"	42"	2,605	2,703
15.75"	24"	46"	2,605	2,703
15.75"	30"	46"	2,605	2,703



ORDER CODE SAMPLE

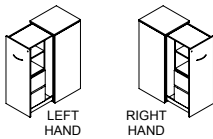
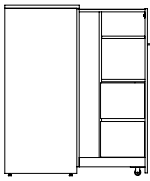
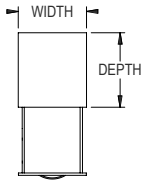
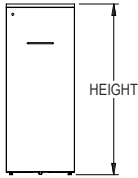
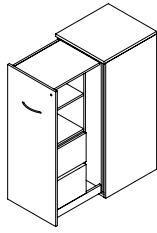
ITEM CODE	WIDTH	DEPTH	HEIGHT	LAMINATE	HAND	LOCK	OPTION
NMTAZ	W15.75	D30	H42	M3	R	LBB	HF

- 3/4" Thick LPL case construction that features front hidden caster to prevent tipping
- Includes lock(s)
- One 3/4" thick adjustable shelf in storage space
- Wardrobe includes single coat hook
- Laminate codes - M3: 0.75" LPL, M1: 1" LPL (top only)
- Specify handedness left 'L' or right 'R' when ordering

- All standard laminate finishes available
- Specify lock option: BRC standard black 'LBB', silver 'LBS'

- High pressure door front add code 'HF' and add \$94

- This storage product must be secured or ganged to an additional support structure (eg: wall, adjacent cabinet)



**OVERALL SIZE**

WIDTH	DEPTH	HEIGHT	PRICE M3	PRICE M1
21"	24"	42"	3,284	3,383
21"	30"	42"	3,284	3,383
24"	24"	42"	3,284	3,383
24"	30"	42"	3,284	3,383
21"	24"	46"	3,580	3,679
21"	30"	46"	3,580	3,679
24"	24"	46"	3,580	3,679
24"	30"	46"	3,580	3,679

**Features & Specifications**

**No Charge Options**

**Optional Extra**



**SPECIAL NOTES**



**ORDER CODE SAMPLE**

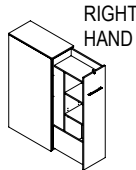
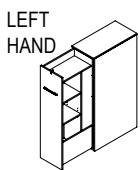
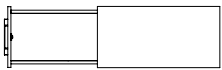
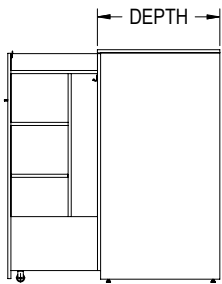
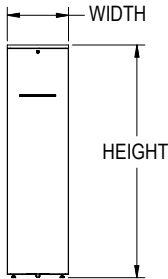
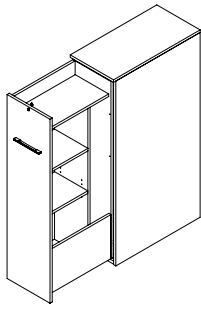
ITEM CODE	WIDTH	DEPTH	HEIGHT	LAMINATE	HAND	LOCK	OPTION
NMLAZ	W15.75	D30	H42	M3	R	LBB	HF

- 3/4" Thick LPL case construction that features front hidden caster to prevent tipping
- File hanging bars and lock(s) included
- One 3/4" thick adjustable shelf in storage space
- Wardrobe includes single coat hook
- Laminate codes - M3: 0.75" LPL, M1: 1" LPL (top only)
- Specify handedness left 'L' or right 'R' when ordering

- All standard laminate finishes available
- Specify lock option: BRC standard black 'LBB', silver 'LBS'

- High pressure door front add code 'HF' and add \$94

- This storage product must be secured or ganged to an additional support structure (eg: wall, adjacent cabinet)



Features & Specifications

No Charge Options



SPECIAL NOTES

OVERALL SIZE			
WIDTH	DEPTH	HEIGHT	PRICE <i>M1</i>
15.75"	24"	42"	2,736
15.75"	30"	42"	2,736
15.75"	24"	46"	2,736
15.75"	30"	46"	2,736

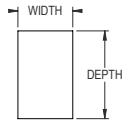
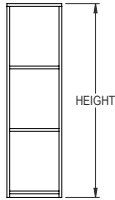
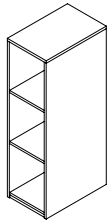


ORDER CODE SAMPLE						
ITEM CODE	WIDTH	DEPTH	HEIGHT	LAMINATE	HAND	LOCK
NMNAZ	W15.75	D30	H42	M3	R	LBB

- 3/4" Thick LPL case construction that features front hidden caster to prevent tipping
- Includes lock(s)
- One 3/4" thick adjustable shelf in storage space
- Wardrobe includes a single coat hook
- Laminate codes - *M1*: 1" LPL (top only)
- Specify handedness left '*L*' or right '*R*' when ordering
- Interior pull out of cabinet is white LPL regardless of exterior finish

- All standard laminate finishes available
- Specify lock option: BRC standard black '*LBB*', silver '*LBS*'

- This storage product must be secured or ganged to an additional support structure (eg: wall, adjacent cabinet)



OVERALL SIZE				LAMINATE
WIDTH	DEPTH	HEIGHT	# OF SHELVES	PRICE <i>M1</i>
12"	20"	42"	2 ADJUSTABLE	1,119
12"	20"	60"	3 ADJUSTABLE	1,138
12"	20"	72"	3 ADJ, 1 FIXED	1,358
12"	20"	84"	4 ADJ, 1 FIXED	1,641
12"	24"	42"	2 ADJUSTABLE	1,154
12"	24"	60"	3 ADJUSTABLE	1,170
12"	24"	72"	3 ADJ, 1 FIXED	1,399
12"	24"	84"	4 ADJ, 1 FIXED	1,688
12"	30"	42"	2 ADJUSTABLE	1,188
12"	30"	60"	3 ADJUSTABLE	1,207
12"	30"	72"	3 ADJ, 1 FIXED	1,440
12"	30"	84"	4 ADJ, 1 FIXED	1,739
15"	20"	42"	2 ADJUSTABLE	1,224
15"	20"	60"	3 ADJUSTABLE	1,244
15"	20"	72"	3 ADJ, 1 FIXED	1,485
15"	20"	84"	4 ADJ, 1 FIXED	1,791
15"	24"	42"	2 ADJUSTABLE	1,259
15"	24"	60"	3 ADJUSTABLE	1,281
15"	24"	72"	3 ADJ, 1 FIXED	1,527
15"	24"	84"	4 ADJ, 1 FIXED	1,845
15"	30"	42"	2 ADJUSTABLE	1,298
15"	30"	60"	3 ADJUSTABLE	1,320
15"	30"	72"	3 ADJ, 1 FIXED	1,573
15"	30"	84"	4 ADJ, 1 FIXED	1,900
24"	20"	42"	2 ADJUSTABLE	1,337
24"	20"	60"	3 ADJUSTABLE	1,358
24"	20"	72"	3 ADJ, 1 FIXED	1,621
24"	20"	84"	4 ADJ, 1 FIXED	1,957
24"	24"	42"	2 ADJUSTABLE	1,376
24"	24"	60"	3 ADJUSTABLE	1,399
24"	24"	72"	3 ADJ, 1 FIXED	1,670
24"	24"	84"	4 ADJ, 1 FIXED	2,016
24"	30"	42"	2 ADJUSTABLE	1,418
24"	30"	60"	3 ADJUSTABLE	1,440
24"	30"	72"	3 ADJ, 1 FIXED	1,721
24"	30"	84"	4 ADJ, 1 FIXED	2,076



ORDER CODE SAMPLE				
ITEM CODE	WIDTH	DEPTH	HEIGHT	LAMINATE
NBTOZ	W12	D24	H42	<i>M1</i>

Features & Specifications

- 3/4" Thick LPL case construction with one inch of leveling
- Top flush with gables
- 1" thick shelf (see chart above)
- Cam cover caps are visible on inside of unit
- Laminate codes - *M1*: 1" LPL (top only)

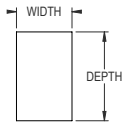
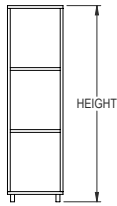
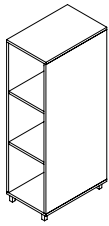
No Charge Options

- All standard laminate finishes available



SPECIAL NOTES

- This storage product must be secured or ganged to an additional support structure (eg: wall, adjacent cabinet).



OVERALL SIZE				LAMINATE
WIDTH	DEPTH	HEIGHT	# OF SHELVES	PRICE <i>M1</i>
12"	20"	42"	2 ADJUSTABLE	1,233
12"	20"	60"	3 ADJUSTABLE	1,249
12"	20"	72"	3 ADJ, 1 FIXED	1,469
12"	20"	84"	4 ADJ, 1 FIXED	1,751
12"	24"	42"	2 ADJUSTABLE	1,265
12"	24"	60"	3 ADJUSTABLE	1,284
12"	24"	72"	3 ADJ, 1 FIXED	1,512
12"	24"	84"	4 ADJ, 1 FIXED	1,800
12"	30"	42"	2 ADJUSTABLE	1,299
12"	30"	60"	3 ADJUSTABLE	1,320
12"	30"	72"	3 ADJ, 1 FIXED	1,552
12"	30"	84"	4 ADJ, 1 FIXED	1,850
15"	20"	42"	2 ADJUSTABLE	1,336
15"	20"	60"	3 ADJUSTABLE	1,354
15"	20"	72"	3 ADJ, 1 FIXED	1,597
15"	20"	84"	4 ADJ, 1 FIXED	1,902
15"	24"	42"	2 ADJUSTABLE	1,372
15"	24"	60"	3 ADJUSTABLE	1,391
15"	24"	72"	3 ADJ, 1 FIXED	1,641
15"	24"	84"	4 ADJ, 1 FIXED	1,955
15"	30"	42"	2 ADJUSTABLE	1,411
15"	30"	60"	3 ADJUSTABLE	1,430
15"	30"	72"	3 ADJ, 1 FIXED	1,685
15"	30"	84"	4 ADJ, 1 FIXED	2,012
24"	20"	42"	2 ADJUSTABLE	1,448
24"	20"	60"	3 ADJUSTABLE	1,469
24"	20"	72"	3 ADJ, 1 FIXED	1,733
24"	20"	84"	4 ADJ, 1 FIXED	2,071
24"	24"	42"	2 ADJUSTABLE	1,488
24"	24"	60"	3 ADJUSTABLE	1,512
24"	24"	72"	3 ADJ, 1 FIXED	1,782
24"	24"	84"	4 ADJ, 1 FIXED	2,128
24"	30"	42"	2 ADJUSTABLE	1,529
24"	30"	60"	3 ADJUSTABLE	1,552
24"	30"	72"	3 ADJ, 1 FIXED	1,833
24"	30"	84"	4 ADJ, 1 FIXED	2,186

Features & Specifications



ORDER CODE SAMPLE				
ITEM CODE	WIDTH	DEPTH	HEIGHT	LAMINATE
NBTOY	W12	D24	H42	<i>M1</i>

- 3/4" Thick LPL case construction with one inch of leveling
- Top flush with gables
- 1" thick shelf (see chart above)
- Cam cover caps are visible on inside of unit
- Laminate codes - *M1*: 1" LPL (top only)

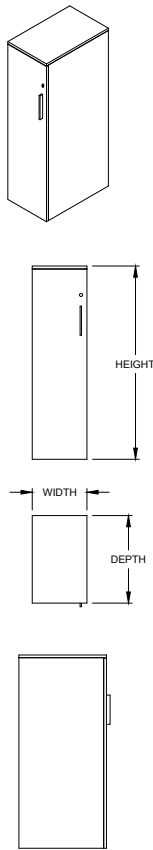
No Charge Options

- All standard laminates and metal finishes available



SPECIAL NOTES

- This storage product must be secured or ganged to an additional support structure (eg: wall, adjacent cabinet).



OVERALL SIZE				LAMINATE
WIDTH	DEPTH	HEIGHT	# OF SHELVES	PRICE M1
12"	20"	42"	2 ADJUSTABLE	1,245
12"	20"	60"	3 ADJUSTABLE	1,264
12"	20"	72"	3 ADJ, 1 FIXED	1,509
12"	20"	84"	4 ADJ, 1 FIXED	1,822
12"	24"	42"	2 ADJUSTABLE	1,283
12"	24"	60"	3 ADJUSTABLE	1,300
12"	24"	72"	3 ADJ, 1 FIXED	1,553
12"	24"	84"	4 ADJ, 1 FIXED	1,875
12"	30"	42"	2 ADJUSTABLE	1,320
12"	30"	60"	3 ADJUSTABLE	1,340
12"	30"	72"	3 ADJ, 1 FIXED	1,601
12"	30"	84"	4 ADJ, 1 FIXED	1,931
15"	20"	42"	2 ADJUSTABLE	1,359
15"	20"	60"	3 ADJUSTABLE	1,381
15"	20"	72"	3 ADJ, 1 FIXED	1,649
15"	20"	84"	4 ADJ, 1 FIXED	1,990
15"	24"	42"	2 ADJUSTABLE	1,399
15"	24"	60"	3 ADJUSTABLE	1,422
15"	24"	72"	3 ADJ, 1 FIXED	1,698
15"	24"	84"	4 ADJ, 1 FIXED	2,050
15"	30"	42"	2 ADJUSTABLE	1,441
15"	30"	60"	3 ADJUSTABLE	1,466
15"	30"	72"	3 ADJ, 1 FIXED	1,749
15"	30"	84"	4 ADJ, 1 FIXED	2,111
24"	20"	42"	2 ADJUSTABLE	1,485
24"	20"	60"	3 ADJUSTABLE	1,509
24"	20"	72"	3 ADJ, 1 FIXED	1,801
24"	20"	84"	4 ADJ, 1 FIXED	2,175
24"	24"	42"	2 ADJUSTABLE	1,528
24"	24"	60"	3 ADJUSTABLE	1,553
24"	24"	72"	3 ADJ, 1 FIXED	1,854
24"	24"	84"	4 ADJ, 1 FIXED	2,239
24"	30"	42"	2 ADJUSTABLE	1,576
24"	30"	60"	3 ADJUSTABLE	1,601
24"	30"	72"	3 ADJ, 1 FIXED	1,911
24"	30"	84"	4 ADJ, 1 FIXED	2,306



ORDER CODE SAMPLE							
ITEM CODE	WIDTH	DEPTH	HEIGHT	LAMINATE	HAND	LOCK	OPTION
NBTCZ	W12	D24	H42	M1	HL	LBB	HF

Features & Specifications

- 3/4" Thick LPL case construction with one inch of leveling
- Includes lock(s)
- Storage with 3/4" thick shelf (see chart above)
- Laminate codes - M1: 1" LPL (top only)
- Specify hinged left 'HL' or hinged right 'HR' when ordering

No Charge Options

- All standard laminate finishes available
- Specify lock option: BRC standard black 'LBB', silver 'LBS'

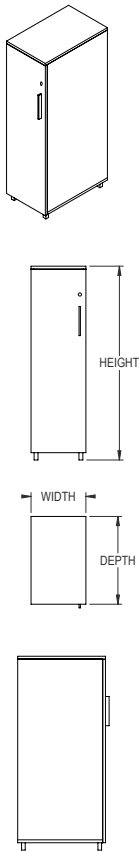
Optional Extra

- High pressure door front add code 'HF' and add \$94



SPECIAL NOTES

- This storage product must be secured or ganged to an additional support structure (eg: wall, adjacent cabinet).



OVERALL SIZE				LAMINATE
WIDTH	DEPTH	HEIGHT	# OF SHELVES	PRICE <i>M1</i>
12"	20"	42"	2 ADJUSTABLE	1,368
12"	20"	60"	3 ADJUSTABLE	1,388
12"	20"	72"	3 ADJ, 1 FIXED	1,631
12"	20"	84"	4 ADJ, 1 FIXED	1,945
12"	24"	42"	2 ADJUSTABLE	1,407
12"	24"	60"	3 ADJUSTABLE	1,426
12"	24"	72"	3 ADJ, 1 FIXED	1,678
12"	24"	84"	4 ADJ, 1 FIXED	2,000
12"	30"	42"	2 ADJUSTABLE	1,442
12"	30"	60"	3 ADJUSTABLE	1,466
12"	30"	72"	3 ADJ, 1 FIXED	1,724
12"	30"	84"	4 ADJ, 1 FIXED	2,056
15"	20"	42"	2 ADJUSTABLE	1,483
15"	20"	60"	3 ADJUSTABLE	1,506
15"	20"	72"	3 ADJ, 1 FIXED	1,773
15"	20"	84"	4 ADJ, 1 FIXED	2,114
15"	24"	42"	2 ADJUSTABLE	1,522
15"	24"	60"	3 ADJUSTABLE	1,547
15"	24"	72"	3 ADJ, 1 FIXED	1,822
15"	24"	84"	4 ADJ, 1 FIXED	2,173
15"	30"	42"	2 ADJUSTABLE	1,567
15"	30"	60"	3 ADJUSTABLE	1,591
15"	30"	72"	3 ADJ, 1 FIXED	1,873
15"	30"	84"	4 ADJ, 1 FIXED	2,236
24"	20"	42"	2 ADJUSTABLE	1,608
24"	20"	60"	3 ADJUSTABLE	1,631
24"	20"	72"	3 ADJ, 1 FIXED	1,925
24"	20"	84"	4 ADJ, 1 FIXED	2,298
24"	24"	42"	2 ADJUSTABLE	1,653
24"	24"	60"	3 ADJUSTABLE	1,678
24"	24"	72"	3 ADJ, 1 FIXED	1,979
24"	24"	84"	4 ADJ, 1 FIXED	2,364
24"	30"	42"	2 ADJUSTABLE	1,700
24"	30"	60"	3 ADJUSTABLE	1,724
24"	30"	72"	3 ADJ, 1 FIXED	2,034
24"	30"	84"	4 ADJ, 1 FIXED	2,430



ORDER CODE SAMPLE							
ITEM CODE	WIDTH	DEPTH	HEIGHT	LAMINATE	HAND	LOCK	OPTION
NBTCY	W12	D24	H46	<i>M1</i>	<i>HL</i>	<i>LBB</i>	<i>HF</i>

Features & Specifications

- 3/4" Thick LPL case construction with one inch of leveling
- Includes lock(s)
- Storage with 3/4" thick shelf (see chart above)
- Laminate codes - *M1*: 1" LPL (top only)
- Specify hinged left '*HL*' or hinged right '*HR*' when ordering

No Charge Options

- All standard laminates and metal finishes available
- Specify lock option: BRC standard black '*LBB*', silver '*LBS*'

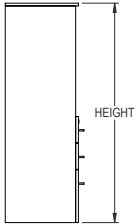
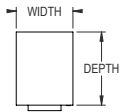
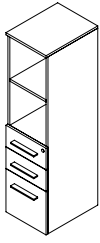
Optional Extra

- High pressure door front add code '*HF*' and add \$94



SPECIAL NOTES

- This storage product must be secured or ganged to an additional support structure (eg: wall, adjacent cabinet).



OVERALL SIZE				LAMINATE
WIDTH	DEPTH	HEIGHT	# OF SHELVES	PRICE M1
15.75"	20"	42"	-	1,700
15.75"	24"	42"	-	1,740
15.75"	30"	42"	-	1,793
15.75"	20"	48"	1 ADJUSTABLE	1,760
15.75"	24"	48"	1 ADJUSTABLE	1,782
15.75"	30"	48"	1 ADJUSTABLE	1,834
15.75"	20"	54"	1 ADJUSTABLE	1,782
15.75"	24"	54"	1 ADJUSTABLE	1,806
15.75"	30"	54"	1 ADJUSTABLE	1,859
15.75"	20"	60"	1 ADJUSTABLE	1,806
15.75"	24"	60"	1 ADJUSTABLE	1,826
15.75"	30"	60"	1 ADJUSTABLE	1,878
15.75"	20"	66"	1 ADJUSTABLE	1,826
15.75"	24"	66"	2 ADJUSTABLE	1,849
15.75"	30"	66"	2 ADJUSTABLE	1,901
15.75"	20"	72"	2 ADJUSTABLE	1,849
15.75"	24"	72"	2 ADJUSTABLE	1,872
15.75"	30"	72"	2 ADJUSTABLE	1,924
15.75"	20"	84"	3 ADJUSTABLE	1,895
15.75"	24"	84"	3 ADJUSTABLE	1,914
15.75"	30"	84"	3 ADJUSTABLE	1,966

Features & Specifications



ORDER CODE SAMPLE						
ITEM CODE	WIDTH	DEPTH	HEIGHT	LAMINATE	LOCK	OPTION
NTBBZ	W15.75	D24	H72	M1	LBB	HF

No Charge Options

Optional Extra



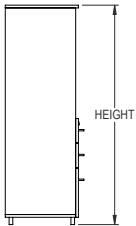
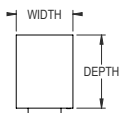
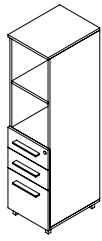
SPECIAL NOTES

- 3/4" Thick LPL case construction with one inch of leveling
- One pencil tray, file hanging bars and lock(s) included
- Storage with 3/4" thick shelf (see chart above)
- Laminate codes - M1: 1" LPL (top only)

- All standard laminate finishes available
- Specify lock option: BRC standard black 'LBB', silver 'LBS'

- High pressure drawer fronts add code 'HF' and add \$278

- This storage product must be secured or ganged to an additional support structure (eg: wall, adjacent cabinet).



OVERALL SIZE				LAMINATE
WIDTH	DEPTH	HEIGHT	# OF SHELVES	PRICE M1
15.75"	20"	42"	-	1,821
15.75"	24"	42"	-	1,861
15.75"	30"	42"	-	1,913
15.75"	20"	48"	1 ADJUSTABLE	1,895
15.75"	24"	48"	1 ADJUSTABLE	1,914
15.75"	30"	48"	1 ADJUSTABLE	1,966
15.75"	20"	54"	1 ADJUSTABLE	1,914
15.75"	24"	54"	1 ADJUSTABLE	1,939
15.75"	30"	54"	1 ADJUSTABLE	1,991
15.75"	20"	60"	1 ADJUSTABLE	1,939
15.75"	24"	60"	1 ADJUSTABLE	1,961
15.75"	30"	60"	1 ADJUSTABLE	2,012
15.75"	20"	66"	1 ADJUSTABLE	1,961
15.75"	24"	66"	2 ADJUSTABLE	1,982
15.75"	30"	66"	2 ADJUSTABLE	2,034
15.75"	20"	72"	2 ADJUSTABLE	1,982
15.75"	24"	72"	2 ADJUSTABLE	2,003
15.75"	30"	72"	2 ADJUSTABLE	2,055
15.75"	20"	84"	3 ADJUSTABLE	2,026
15.75"	24"	84"	3 ADJUSTABLE	2,050
15.75"	30"	84"	3 ADJUSTABLE	2,102

Features & Specifications



ORDER CODE SAMPLE						
ITEM CODE	WIDTH	DEPTH	HEIGHT	LAMINATE	LOCK	OPTION
NTBBY	W15.75	D24	H72	M1	LBB	HF

No Charge Options

Optional Extra




SPECIAL NOTES

- 3/4" Thick LPL case construction with one inch of leveling
- One pencil tray, file hanging bars and lock(s) included
- Storage with 3/4" thick shelf (see chart above)
- Laminate codes - M1: 1" LPL (top only)

- All standard laminates and metal finishes available
- Specify lock option: BRC standard black 'LBB', silver 'LBS'

- High pressure drawer fronts add code 'HF' and add \$278

- This storage product must be secured or ganged to an additional support structure (eg: wall, adjacent cabinet).



OVERALL SIZE				LAMINATE
WIDTH	DEPTH	HEIGHT	# OF SHELVES	PRICE M1
15.75"	20"	42"	-	1,848
15.75"	24"	42"	-	1,881
15.75"	30"	42"	-	1,934
15.75"	20"	48"	1 ADJUSTABLE	1,914
15.75"	24"	48"	1 ADJUSTABLE	1,939
15.75"	30"	48"	1 ADJUSTABLE	1,991
15.75"	20"	54"	1 ADJUSTABLE	1,939
15.75"	24"	54"	1 ADJUSTABLE	1,961
15.75"	30"	54"	1 ADJUSTABLE	2,012
15.75"	20"	60"	1 ADJUSTABLE	1,961
15.75"	24"	60"	1 ADJUSTABLE	1,982
15.75"	30"	60"	1 ADJUSTABLE	2,034
15.75"	20"	66"	1 ADJUSTABLE	1,982
15.75"	24"	66"	2 ADJUSTABLE	2,003
15.75"	30"	66"	2 ADJUSTABLE	2,055
15.75"	20"	72"	2 ADJUSTABLE	2,003
15.75"	24"	72"	2 ADJUSTABLE	2,026
15.75"	30"	72"	2 ADJUSTABLE	2,078
15.75"	20"	84"	3 ADJUSTABLE	2,050
15.75"	24"	84"	3 ADJUSTABLE	2,071
15.75"	30"	84"	3 ADJUSTABLE	2,124

Features & Specifications



ORDER CODE SAMPLE							
ITEM CODE	WIDTH	DEPTH	HEIGHT	LAMINATE	HAND	LOCK	OPTION
NWBFZ	W15.75	D24	H72	M1	HL	LBB	HF

No Charge Options

Optional Extra



SPECIAL NOTES

- 3/4" Thick LPL case construction with one inch of leveling
- One pencil tray, file hanging bars and lock(s) included
- Storage with 3/4" thick shelf (see chart above)
- Laminate codes - M1: 1" LPL (top only)
- Specify hinged left 'HL' or hinged right 'HR' when ordering

- All standard laminate finishes available
- Specify lock option: BRC standard black 'LBB', silver 'LBS'

- High pressure drawer and door fronts add code 'HF' and add \$371

- This storage product must be secured or ganged to an additional support structure (eg: wall, adjacent cabinet).



OVERALL SIZE				LAMINATE
WIDTH	DEPTH	HEIGHT	# OF SHELVES	PRICE M1
15.75"	20"	42"	-	1,981
15.75"	24"	42"	-	2,015
15.75"	30"	42"	-	2,067
15.75"	20"	48"	1 ADJUSTABLE	2,050
15.75"	24"	48"	1 ADJUSTABLE	2,071
15.75"	30"	48"	1 ADJUSTABLE	2,123
15.75"	20"	54"	1 ADJUSTABLE	2,071
15.75"	24"	54"	1 ADJUSTABLE	2,092
15.75"	30"	54"	1 ADJUSTABLE	2,144
15.75"	20"	60"	1 ADJUSTABLE	2,092
15.75"	24"	60"	1 ADJUSTABLE	2,114
15.75"	30"	60"	1 ADJUSTABLE	2,166
15.75"	20"	66"	1 ADJUSTABLE	2,114
15.75"	24"	66"	2 ADJUSTABLE	2,136
15.75"	30"	66"	2 ADJUSTABLE	2,188
15.75"	20"	72"	2 ADJUSTABLE	2,136
15.75"	24"	72"	2 ADJUSTABLE	2,159
15.75"	30"	72"	2 ADJUSTABLE	2,212
15.75"	20"	84"	3 ADJUSTABLE	2,182
15.75"	24"	84"	3 ADJUSTABLE	2,204
15.75"	30"	84"	3 ADJUSTABLE	2,256

Features & Specifications

No Charge Options

Optional Extra



SPECIAL NOTES



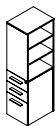
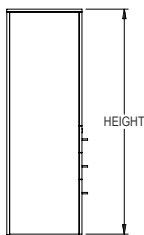
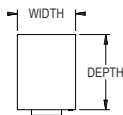
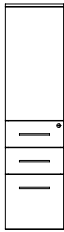
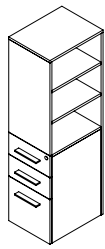
ORDER CODE SAMPLE							
ITEM CODE	WIDTH	DEPTH	HEIGHT	LAMINATE	HAND	LOCK	OPTION
NWBFY	W15.75	D24	H72	M1	HL	LBB	HF

- 3/4" Thick LPL case construction with one inch of leveling
- One pencil tray, file hanging bars and lock(s) included
- Storage with 3/4" thick shelf (see chart above)
- Laminate codes - M1: 1" LPL (top only)
- Specify hinged left 'HL' or hinged right 'HR' when ordering

- All standard laminates and metal finishes available
- Specify lock option: BRC standard black 'LBB', silver 'LBS'

- High pressure drawer and door fronts add code 'HF' and add \$371

- This storage product must be secured or ganged to an additional support structure (eg: wall, adjacent cabinet).



RIGHT HAND



LEFT HAND

Features & Specifications

No Charge Options

Optional Extra



SPECIAL NOTES

OVERALL SIZE				LAMINATE
WIDTH	DEPTH	HEIGHT	# OF SHELVES	PRICE M1
15.75"	20"	42"	-	1,713
15.75"	24"	42"	-	1,740
15.75"	30"	42"	-	1,793
15.75"	20"	48"	1 ADJUSTABLE	1,760
15.75"	24"	48"	1 ADJUSTABLE	1,782
15.75"	30"	48"	1 ADJUSTABLE	1,834
15.75"	20"	54"	1 ADJUSTABLE	1,782
15.75"	24"	54"	1 ADJUSTABLE	1,806
15.75"	30"	54"	1 ADJUSTABLE	1,859
15.75"	20"	60"	1 ADJUSTABLE	1,806
15.75"	24"	60"	1 ADJUSTABLE	1,826
15.75"	30"	60"	1 ADJUSTABLE	1,878
15.75"	20"	66"	1 ADJUSTABLE	1,826
15.75"	24"	66"	2 ADJUSTABLE	1,849
15.75"	30"	66"	2 ADJUSTABLE	1,901
15.75"	20"	72"	2 ADJUSTABLE	1,849
15.75"	24"	72"	2 ADJUSTABLE	1,872
15.75"	30"	72"	2 ADJUSTABLE	1,924
15.75"	20"	84"	3 ADJUSTABLE	1,895
15.75"	24"	84"	3 ADJUSTABLE	1,914
15.75"	30"	84"	3 ADJUSTABLE	1,966



ORDER CODE SAMPLE							
ITEM CODE	WIDTH	DEPTH	HEIGHT	LAMINATE	HAND	LOCK	OPTION
NWOAZ	W15.75	D24	H72	M1	L	LBB	HF

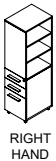
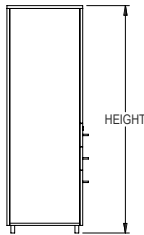
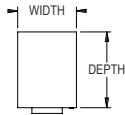
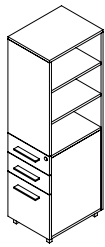
- 3/4" Thick LPL case construction with one inch of leveling
- One pencil tray, file hanging bars and lock(s) included
- Storage with 3/4" thick shelf (see chart above)
- Laminate codes - M1: 1" LPL (top only)
- Specify handedness left 'L' or right 'R' when ordering

- All standard laminate finishes available
- Specify lock option: BRC standard black 'LBB', silver 'LBS'

- High pressure drawer fronts add code 'HF' and add \$371

- This storage product must be secured or ganged to an additional support structure (eg: wall, adjacent cabinet).





Features & Specifications

No Charge Options

Optional Extra



SPECIAL NOTES

OVERALL SIZE				LAMINATE
WIDTH	DEPTH	HEIGHT	SHELVES	PRICE M1
15.75"	20"	42"	-	1,848
15.75"	24"	42"	-	1,874
15.75"	30"	42"	-	1,926
15.75"	20"	48"	1 ADJUSTABLE	1,895
15.75"	24"	48"	1 ADJUSTABLE	1,914
15.75"	30"	48"	1 ADJUSTABLE	1,939
15.75"	20"	54"	1 ADJUSTABLE	1,914
15.75"	24"	54"	1 ADJUSTABLE	1,939
15.75"	30"	54"	1 ADJUSTABLE	1,991
15.75"	20"	60"	1 ADJUSTABLE	1,939
15.75"	24"	60"	1 ADJUSTABLE	1,961
15.75"	30"	60"	1 ADJUSTABLE	2,012
15.75"	20"	66"	1 ADJUSTABLE	1,961
15.75"	24"	66"	2 ADJUSTABLE	1,982
15.75"	30"	66"	2 ADJUSTABLE	2,034
15.75"	20"	72"	2 ADJUSTABLE	1,982
15.75"	24"	72"	2 ADJUSTABLE	2,003
15.75"	30"	72"	2 ADJUSTABLE	2,055
15.75"	20"	84"	3 ADJUSTABLE	2,026
15.75"	24"	84"	3 ADJUSTABLE	2,050
15.75"	30"	84"	3 ADJUSTABLE	2,102



ORDER CODE SAMPLE

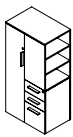
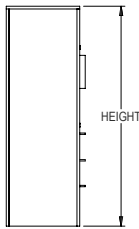
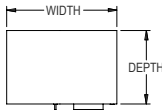
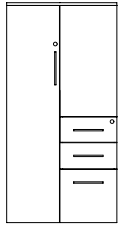
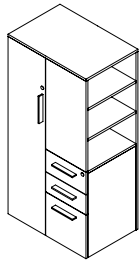
ITEM CODE	WIDTH	DEPTH	HEIGHT	LAMINATE	HAND	LOCK	OPTION
NWOAY	W15.75	D24	H72	M1	L	LBB	HF

- 3/4" Thick LPL case construction with one inch of leveling
- One pencil tray, file hanging bars and lock(s) included
- Storage with 3/4" thick shelf (see chart above)
- Laminate codes - M1: 1" LPL (top only)
- Specify handedness left 'L' or right 'R' when ordering

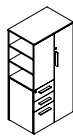
- All standard laminates and metal finishes available
- Specify lock option: BRC standard black 'LBB', silver 'LBS'

- High pressure drawer fronts add code 'HF' and add \$371

- This storage product must be secured or ganged to an additional support structure (eg: wall, adjacent cabinet).



RIGHT HAND



LEFT HAND

Features & Specifications

No Charge Options

Optional Extra



SPECIAL NOTES

OVERALL SIZE				LAMINATE
WIDTH	DEPTH	HEIGHT	SHELVES	PRICE M1
24"	20"	42"	-	1,861
24"	24"	42"	-	1,878
24"	30"	42"	-	1,930
24"	20"	48"	1 ADJUSTABLE	1,895
24"	24"	48"	1 ADJUSTABLE	1,929
24"	30"	48"	1 ADJUSTABLE	1,981
24"	20"	54"	1 ADJUSTABLE	1,996
24"	24"	54"	1 ADJUSTABLE	2,031
24"	30"	54"	1 ADJUSTABLE	2,083
24"	20"	60"	1 ADJUSTABLE	2,025
24"	24"	60"	1 ADJUSTABLE	2,087
24"	30"	60"	1 ADJUSTABLE	2,139
24"	20"	66"	1 ADJUSTABLE	2,567
24"	24"	66"	2 ADJUSTABLE	2,632
24"	30"	66"	2 ADJUSTABLE	2,684
24"	20"	72"	2 ADJUSTABLE	2,741
24"	24"	72"	2 ADJUSTABLE	2,824
24"	30"	72"	2 ADJUSTABLE	2,877
24"	20"	84"	3 ADJUSTABLE	2,809
24"	24"	84"	3 ADJUSTABLE	2,894
24"	30"	84"	3 ADJUSTABLE	2,946



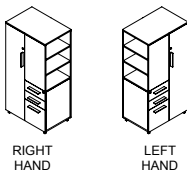
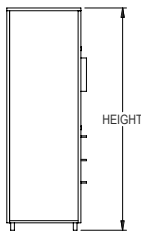
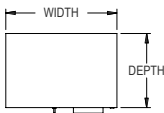
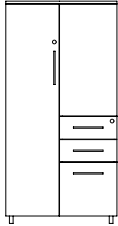
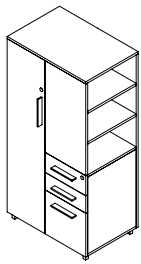
ORDER CODE SAMPLE

ITEM CODE	WIDTH	DEPTH	HEIGHT	LAMINATE	HAND	LOCK	OPTION
NWNAZ	W24	D24	H72	M1	L	LBB	HF

- 3/4" Thick LPL case construction with one inch of leveling
- One pencil tray, file hanging bars and lock(s) included
- Storage with 3/4" thick shelf (see chart above)
- Wardrobe with fixed hat shelf and coat rod; only 66"H units and taller include hat shelf
- Laminate codes - M1: 1" LPL (top only)
- Specify handedness left 'L' or right 'R' when ordering

- All standard laminate finishes available
- Specify lock option: BRC standard black 'LBB', silver 'LBS'
- High pressure drawer and door fronts add code 'HF' and add \$464

- This storage product must be secured or ganged to an additional support structure (eg: wall, adjacent cabinet).



Features & Specifications

No Charge Options

Optional Extra



SPECIAL NOTES

OVERALL SIZE				LAMINATE
WIDTH	DEPTH	HEIGHT	SHELVES	PRICE M1
24"	20"	42"	-	1,861
24"	24"	42"	-	2,007
24"	30"	42"	-	2,060
24"	20"	48"	1 ADJUSTABLE	2,026
24"	24"	48"	1 ADJUSTABLE	2,062
24"	30"	48"	1 ADJUSTABLE	2,114
24"	20"	54"	1 ADJUSTABLE	2,131
24"	24"	54"	1 ADJUSTABLE	2,164
24"	30"	54"	1 ADJUSTABLE	2,216
24"	20"	60"	1 ADJUSTABLE	2,158
24"	24"	60"	1 ADJUSTABLE	2,220
24"	30"	60"	1 ADJUSTABLE	2,273
24"	20"	66"	1 ADJUSTABLE	2,700
24"	24"	66"	2 ADJUSTABLE	2,766
24"	30"	66"	2 ADJUSTABLE	2,817
24"	20"	72"	2 ADJUSTABLE	2,874
24"	24"	72"	2 ADJUSTABLE	2,959
24"	30"	72"	2 ADJUSTABLE	3,011
24"	20"	84"	3 ADJUSTABLE	2,879
24"	24"	84"	3 ADJUSTABLE	2,964
24"	30"	84"	3 ADJUSTABLE	3,016

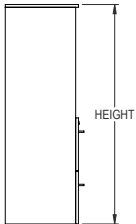
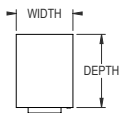
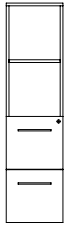
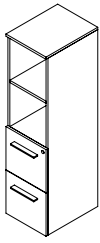


ORDER CODE SAMPLE							
ITEM CODE	WIDTH	DEPTH	HEIGHT	LAMINATE	HAND	LOCK	OPTION
NWNAY	W24	D24	H72	M1	L	LBB	HF

- 3/4" Thick LPL case construction with one inch of leveling
- One pencil tray, file hanging bars and lock(s) included
- Storage with 3/4" thick shelf (see chart above)
- Wardrobe with fixed hat shelf and coat rod; only 66"H units and taller include hat shelf
- Laminate codes - M1: 1" LPL (top only)
- Specify handedness left 'L' or right 'R' when ordering

- All standard laminates and metal finishes available
- Specify lock option: BRC standard black 'LBB', silver 'LBS'
- High pressure drawer and door fronts add code 'HF' and add \$464

- This storage product must be secured or ganged to an additional support structure (eg: wall, adjacent cabinet).



OVERALL SIZE				LAMINATE
WIDTH	DEPTH	HEIGHT	SHELVES	PRICE M1
15.75"	20"	42"	-	1,700
15.75"	24"	42"	-	1,740
15.75"	30"	42"	-	1,793
15.75"	20"	48"	1 ADJUSTABLE	1,760
15.75"	24"	48"	1 ADJUSTABLE	1,782
15.75"	30"	48"	1 ADJUSTABLE	1,834
15.75"	20"	54"	1 ADJUSTABLE	1,782
15.75"	24"	54"	1 ADJUSTABLE	1,806
15.75"	30"	54"	1 ADJUSTABLE	1,859
15.75"	20"	60"	1 ADJUSTABLE	1,806
15.75"	24"	60"	1 ADJUSTABLE	1,826
15.75"	30"	60"	1 ADJUSTABLE	1,878
15.75"	20"	66"	1 ADJUSTABLE	1,826
15.75"	24"	66"	2 ADJUSTABLE	1,849
15.75"	30"	66"	2 ADJUSTABLE	1,901
15.75"	20"	72"	2 ADJUSTABLE	1,849
15.75"	24"	72"	2 ADJUSTABLE	1,872
15.75"	30"	72"	2 ADJUSTABLE	1,924
15.75"	20"	84"	3 ADJUSTABLE	1,895
15.75"	24"	84"	3 ADJUSTABLE	1,914
15.75"	30"	84"	3 ADJUSTABLE	1,966

Features & Specifications



ORDER CODE SAMPLE						
ITEM CODE	WIDTH	DEPTH	HEIGHT	LAMINATE	LOCK	OPTION
NTFFZ	W15.75	D24	H72	M1	LBB	HF

- 3/4" Thick LPL case construction with one inch of leveling
- File hanging bars and lock(s) included
- Storage with 3/4" thick shelf (see chart above)
- Laminate codes - M1: 1" LPL (top only)

No Charge Options

- All standard laminate finishes available
- Specify lock option: BRC standard black 'LBB', silver 'LBS'

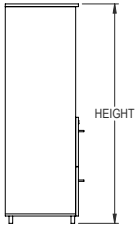
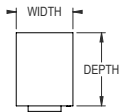
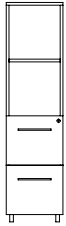
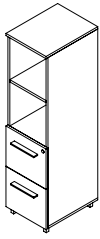
Optional Extra

- High pressure drawer fronts add code 'HF' and add \$187



SPECIAL NOTES

- This storage product must be secured or ganged to an additional support structure (eg: wall, adjacent cabinet).



OVERALL SIZE				LAMINATE
WIDTH	DEPTH	HEIGHT	SHELVES	PRICE M1
15.75"	20"	42"	-	1,821
15.75"	24"	42"	-	1,861
15.75"	30"	42"	-	1,926
15.75"	20"	48"	1 ADJUSTABLE	1,895
15.75"	24"	48"	1 ADJUSTABLE	1,914
15.75"	30"	48"	1 ADJUSTABLE	1,966
15.75"	20"	54"	1 ADJUSTABLE	1,914
15.75"	24"	54"	1 ADJUSTABLE	1,939
15.75"	30"	54"	1 ADJUSTABLE	1,991
15.75"	20"	60"	1 ADJUSTABLE	1,939
15.75"	24"	60"	1 ADJUSTABLE	1,961
15.75"	30"	60"	1 ADJUSTABLE	2,012
15.75"	20"	66"	1 ADJUSTABLE	1,961
15.75"	24"	66"	2 ADJUSTABLE	1,982
15.75"	30"	66"	2 ADJUSTABLE	2,034
15.75"	20"	72"	2 ADJUSTABLE	1,982
15.75"	24"	72"	2 ADJUSTABLE	2,003
15.75"	30"	72"	2 ADJUSTABLE	2,055
15.75"	20"	84"	3 ADJUSTABLE	2,026
15.75"	24"	84"	3 ADJUSTABLE	2,050
15.75"	30"	84"	3 ADJUSTABLE	2,087

Features & Specifications



ORDER CODE SAMPLE						
ITEM CODE	WIDTH	DEPTH	HEIGHT	LAMINATE	LOCK	OPTION
NTFFY	W15.75	D24	H72	M1	LBB	HF

- 3/4" Thick LPL case construction with one inch of leveling
- File hanging bars and lock(s) included
- Storage with 3/4" thick shelf (see chart above)
- Laminate codes - M1: 1" LPL (top only)

No Charge Options

- All standard laminates and metal finishes available
- Specify lock option: BRC standard black 'LBB', silver 'LBS'

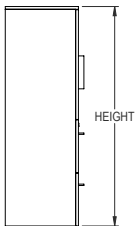
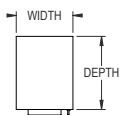
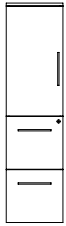
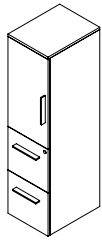
Optional Extra

- High pressure drawer fronts add code 'HF' and add \$187



SPECIAL NOTES

- This storage product must be secured or ganged to an additional support structure (eg: wall, adjacent cabinet).



HINGED LEFT SHOWN

OVERALL SIZE				LAMINATE
WIDTH	DEPTH	HEIGHT	SHELVES	PRICE M1
15.75"	20"	42"	-	1,848
15.75"	24"	42"	-	1,881
15.75"	30"	42"	-	1,934
15.75"	20"	48"	1 ADJUSTABLE	1,914
15.75"	24"	48"	1 ADJUSTABLE	1,939
15.75"	30"	48"	1 ADJUSTABLE	1,991
15.75"	20"	54"	1 ADJUSTABLE	1,939
15.75"	24"	54"	1 ADJUSTABLE	1,961
15.75"	30"	54"	1 ADJUSTABLE	2,012
15.75"	20"	60"	1 ADJUSTABLE	1,961
15.75"	24"	60"	1 ADJUSTABLE	1,982
15.75"	30"	60"	1 ADJUSTABLE	2,034
15.75"	20"	66"	1 ADJUSTABLE	1,982
15.75"	24"	66"	2 ADJUSTABLE	2,003
15.75"	30"	66"	2 ADJUSTABLE	2,055
15.75"	20"	72"	2 ADJUSTABLE	2,003
15.75"	24"	72"	2 ADJUSTABLE	2,026
15.75"	30"	72"	2 ADJUSTABLE	2,078
15.75"	20"	84"	3 ADJUSTABLE	2,050
15.75"	24"	84"	3 ADJUSTABLE	2,071
15.75"	30"	84"	3 ADJUSTABLE	2,123

Features & Specifications

No Charge Options

Optional Extra



SPECIAL NOTES



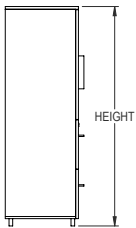
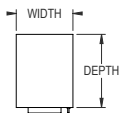
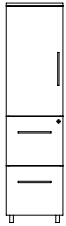
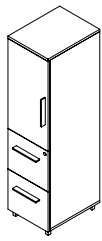
ORDER CODE SAMPLE							
ITEM CODE	WIDTH	DEPTH	HEIGHT	LAMINATE	HAND	LOCK	OPTION
NTFCZ	W15.75	D24	H72	M1	HL	LBB	HF

- 3/4" Thick LPL case construction with one inch of leveling
- File hanging bars and lock(s) included
- Storage with 3/4" thick shelf (see chart above)
- Laminate codes - M1: 1" LPL (top only)
- Specify hinged left 'HL' or hinged right 'HR' when ordering

- All standard laminate finishes available
- Specify lock option: BRC standard black 'LBB', silver 'LBS'

- High pressure drawer and door fronts add code 'HF' and add \$278

- This storage product must be secured or ganged to an additional support structure (eg: wall, adjacent cabinet).



HINGED LEFT SHOWN

Features & Specifications

No Charge Options

Optional Extra



SPECIAL NOTES

OVERALL SIZE				LAMINATE
WIDTH	DEPTH	HEIGHT	SHELVES	PRICE <i>M1</i>
15.75"	20"	42"	-	1,981
15.75"	24"	42"	-	2,015
15.75"	30"	42"	-	2,067
15.75"	20"	48"	1 ADJUSTABLE	2,050
15.75"	24"	48"	1 ADJUSTABLE	2,071
15.75"	30"	48"	1 ADJUSTABLE	2,123
15.75"	20"	54"	1 ADJUSTABLE	2,071
15.75"	24"	54"	1 ADJUSTABLE	2,092
15.75"	30"	54"	1 ADJUSTABLE	2,144
15.75"	20"	60"	1 ADJUSTABLE	2,092
15.75"	24"	60"	1 ADJUSTABLE	2,114
15.75"	30"	60"	1 ADJUSTABLE	2,166
15.75"	20"	66"	1 ADJUSTABLE	2,114
15.75"	24"	66"	2 ADJUSTABLE	2,136
15.75"	30"	66"	2 ADJUSTABLE	2,188
15.75"	20"	72"	2 ADJUSTABLE	2,136
15.75"	24"	72"	2 ADJUSTABLE	2,159
15.75"	30"	72"	2 ADJUSTABLE	2,212
15.75"	20"	84"	3 ADJUSTABLE	2,182
15.75"	24"	84"	3 ADJUSTABLE	2,204
15.75"	30"	84"	3 ADJUSTABLE	2,256



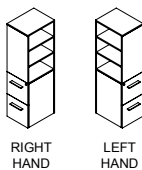
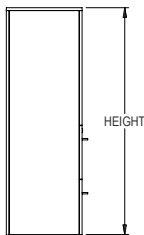
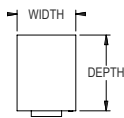
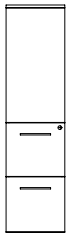
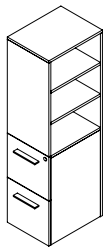
ORDER CODE SAMPLE							
ITEM CODE	WIDTH	DEPTH	HEIGHT	LAMINATE	HAND	LOCK	OPTION
NTFCY	W15.75	D24	H72	<i>M1</i>	<i>HL</i>	<i>LBB</i>	<i>HF</i>

- 3/4" Thick LPL case construction with one inch of leveling
- File hanging bars and lock(s) included
- Storage with 3/4" thick shelf (see chart above)
- Laminate codes - *M1*: 1" LPL (top only)
- Specify hinged left '*HL*' or hinged right '*HR*' when ordering

- All standard laminates and metal finishes available
- Specify lock option: BRC standard black '*LBB*', silver '*LBS*'

- High pressure drawer and door fronts add code '*HF*' and add \$278

- This storage product must be secured or ganged to an additional support structure (eg: wall, adjacent cabinet).



Features & Specifications

No Charge Options

Optional Extra



SPECIAL NOTES

OVERALL SIZE				LAMINATE
WIDTH	DEPTH	HEIGHT	SHELVES	PRICE M1
15.75"	20"	42"	-	1,713
15.75"	24"	42"	-	1,740
15.75"	30"	42"	-	1,793
15.75"	20"	48"	1 ADJUSTABLE	1,760
15.75"	24"	48"	1 ADJUSTABLE	1,782
15.75"	30"	48"	1 ADJUSTABLE	1,834
15.75"	20"	54"	1 ADJUSTABLE	1,782
15.75"	24"	54"	1 ADJUSTABLE	1,806
15.75"	30"	54"	1 ADJUSTABLE	1,859
15.75"	20"	60"	1 ADJUSTABLE	1,806
15.75"	24"	60"	1 ADJUSTABLE	1,826
15.75"	30"	60"	1 ADJUSTABLE	1,878
15.75"	20"	66"	1 ADJUSTABLE	1,826
15.75"	24"	66"	2 ADJUSTABLE	1,849
15.75"	30"	66"	2 ADJUSTABLE	1,901
15.75"	20"	72"	2 ADJUSTABLE	1,849
15.75"	24"	72"	2 ADJUSTABLE	1,872
15.75"	30"	72"	2 ADJUSTABLE	1,924
15.75"	20"	84"	3 ADJUSTABLE	1,895
15.75"	24"	84"	3 ADJUSTABLE	1,914
15.75"	30"	84"	3 ADJUSTABLE	1,966



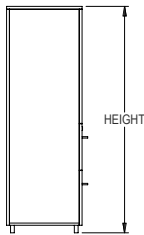
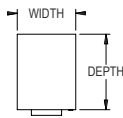
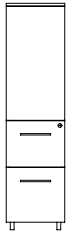
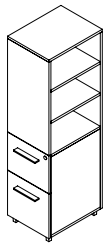
ORDER CODE SAMPLE							
ITEM CODE	WIDTH	DEPTH	HEIGHT	LAMINATE	HAND	LOCK	OPTION
NWFAZ	W15.75	D24	H72	M1	L	LBB	HF

- 3/4" Thick LPL case construction with one inch of leveling
- File hanging bars and lock(s) included
- Storage with 3/4" thick shelf (see chart above)
- Laminate codes - M1: 1" LPL (top only)
- Specify handedness left 'L' or right 'R' when ordering

- All standard laminate finishes available
- Specify lock option: BRC standard black 'LBB', silver 'LBS'

- High pressure drawer fronts add code 'HF' and add \$278

- This storage product must be secured or ganged to an additional support structure (eg: wall, adjacent cabinet).



RIGHT HAND



LEFT HAND

Features & Specifications

No Charge Options

Optional Extra



SPECIAL NOTES

OVERALL SIZE				LAMINATE
WIDTH	DEPTH	HEIGHT	SHELVES	PRICE M1
15.75"	20"	42"	-	1,848
15.75"	24"	42"	-	1,874
15.75"	30"	42"	-	1,926
15.75"	20"	48"	1 ADJUSTABLE	1,895
15.75"	24"	48"	1 ADJUSTABLE	1,914
15.75"	30"	48"	1 ADJUSTABLE	1,966
15.75"	20"	54"	1 ADJUSTABLE	1,914
15.75"	24"	54"	1 ADJUSTABLE	1,939
15.75"	30"	54"	1 ADJUSTABLE	1,991
15.75"	20"	60"	1 ADJUSTABLE	1,939
15.75"	24"	60"	1 ADJUSTABLE	1,961
15.75"	30"	60"	1 ADJUSTABLE	2,012
15.75"	20"	66"	1 ADJUSTABLE	1,961
15.75"	24"	66"	2 ADJUSTABLE	1,982
15.75"	30"	66"	2 ADJUSTABLE	2,034
15.75"	20"	72"	2 ADJUSTABLE	1,982
15.75"	24"	72"	2 ADJUSTABLE	2,003
15.75"	30"	72"	2 ADJUSTABLE	2,055
15.75"	20"	84"	3 ADJUSTABLE	2,026
15.75"	24"	84"	3 ADJUSTABLE	2,050
15.75"	30"	84"	3 ADJUSTABLE	2,102



ORDER CODE SAMPLE


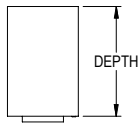
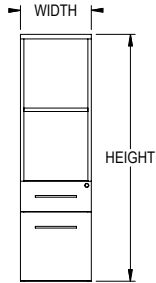
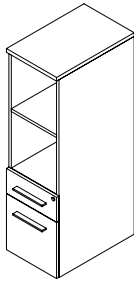
ITEM CODE	WIDTH	DEPTH	HEIGHT	LAMINATE	HAND	LOCK	OPTION
NWFAY	W15.75	D24	H72	M1	L	LBB	HF

- 3/4" Thick LPL case construction with one inch of leveling
- File hanging bars and lock(s) included
- Storage with 3/4" thick shelf (see chart above)
- Laminate codes - M1: 1" LPL (top only)
- Specify handedness left 'L' or right 'R' when ordering

- All standard laminates and metal finishes available
- Specify lock option: BRC standard black 'LBB', silver 'LBS'

- High pressure drawer fronts add code 'HF' and add \$278

- This storage product must be secured or ganged to an additional support structure (eg: wall, adjacent cabinet).



OVERALL SIZE				LAMINATE
WIDTH	DEPTH	HEIGHT	SHELVES	PRICE M1
15.75"	20"	42"	1 ADJUSTABLE	1,618
15.75"	24"	42"	1 ADJUSTABLE	1,637
15.75"	30"	42"	1 ADJUSTABLE	1,689
15.75"	20"	48"	1 ADJUSTABLE	1,637
15.75"	24"	48"	1 ADJUSTABLE	1,656
15.75"	30"	48"	1 ADJUSTABLE	1,708
15.75"	20"	54"	1 ADJUSTABLE	1,656
15.75"	24"	54"	1 ADJUSTABLE	1,682
15.75"	30"	54"	1 ADJUSTABLE	1,734
15.75"	20"	60"	1 ADJUSTABLE	1,682
15.75"	24"	60"	1 ADJUSTABLE	1,702
15.75"	30"	60"	1 ADJUSTABLE	1,755
15.75"	20"	66"	2 ADJUSTABLE	1,702
15.75"	24"	66"	2 ADJUSTABLE	1,725
15.75"	30"	66"	2 ADJUSTABLE	1,778
15.75"	20"	72"	2 ADJUSTABLE	1,725
15.75"	24"	72"	2 ADJUSTABLE	1,749
15.75"	30"	72"	2 ADJUSTABLE	1,801
15.75"	20"	84"	3 ADJUSTABLE	1,771
15.75"	24"	84"	3 ADJUSTABLE	1,791
15.75"	30"	84"	3 ADJUSTABLE	1,845



ORDER CODE SAMPLE						
ITEM CODE	WIDTH	DEPTH	HEIGHT	LAMINATE	LOCK	OPTION
NTOBZ	W15.75	D24	H72	M1	LBB	HF

Features & Specifications

- 3/4" Thick LPL case construction with one inch of leveling
- One pencil tray, file hanging bars and lock(s) included
- Storage with 3/4" thick shelf (see chart above)
- Laminate codes - M1: 1" LPL (top only)

No Charge Options

- All standard laminate finishes available
- Specify lock option: BRC standard black 'LBB', silver 'LBS'


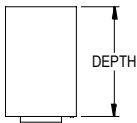
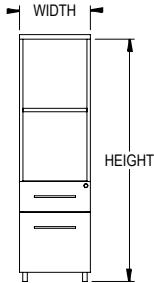
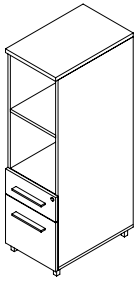
Optional Extra

- High pressure drawer fronts add code 'HF' and add \$187



SPECIAL NOTES

- This storage product must be secured or ganged to an additional support structure (eg: wall, adjacent cabinet).



Features & Specifications

No Charge Options

Optional Extra



SPECIAL NOTES

OVERALL SIZE				LAMINATE
WIDTH	DEPTH	HEIGHT	SHELVES	PRICE M1
15.75"	20"	42"	1 ADJUSTABLE	1,737
15.75"	24"	42"	1 ADJUSTABLE	1,758
15.75"	30"	42"	1 ADJUSTABLE	1,810
15.75"	20"	48"	1 ADJUSTABLE	1,758
15.75"	24"	48"	1 ADJUSTABLE	1,777
15.75"	30"	48"	1 ADJUSTABLE	1,829
15.75"	20"	54"	1 ADJUSTABLE	1,777
15.75"	24"	54"	1 ADJUSTABLE	1,803
15.75"	30"	54"	1 ADJUSTABLE	1,855
15.75"	20"	60"	1 ADJUSTABLE	1,803
15.75"	24"	60"	1 ADJUSTABLE	1,823
15.75"	30"	60"	1 ADJUSTABLE	1,875
15.75"	20"	66"	2 ADJUSTABLE	1,823
15.75"	24"	66"	2 ADJUSTABLE	1,846
15.75"	30"	66"	2 ADJUSTABLE	1,899
15.75"	20"	72"	2 ADJUSTABLE	1,846
15.75"	24"	72"	2 ADJUSTABLE	1,870
15.75"	30"	72"	2 ADJUSTABLE	1,922
15.75"	20"	84"	3 ADJUSTABLE	1,892
15.75"	24"	84"	3 ADJUSTABLE	1,912
15.75"	30"	84"	3 ADJUSTABLE	1,964



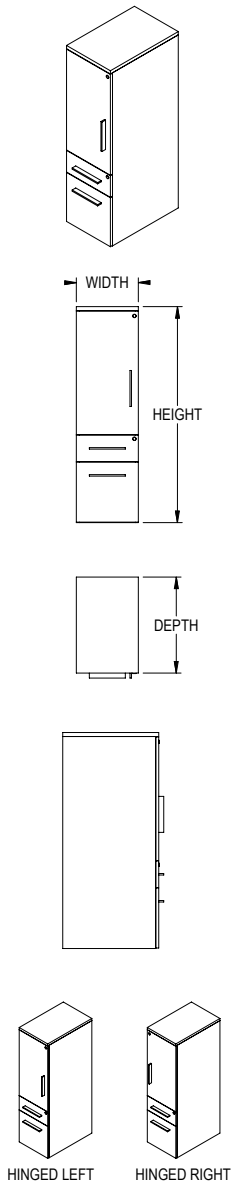
ORDER CODE SAMPLE						
ITEM CODE	WIDTH	DEPTH	HEIGHT	LAMINATE	LOCK	OPTION
NTOBY	W15.75	D24	H72	M1	LBB	HF

- 3/4" Thick LPL case construction with one inch of leveling
- One pencil tray, file hanging bars and lock(s) included
- Storage with 3/4" thick shelf (see chart above)
- Laminate codes - M1: 1" LPL (top only)

- All standard laminates and metal finishes available
- Specify lock option: BRC standard black 'LBB', silver 'LBS'

- High pressure drawer fronts add code 'HF' and add \$187

- This storage product must be secured or ganged to an additional support structure (eg: wall, adjacent cabinet).



Features & Specifications

No Charge Options

Optional Extra



SPECIAL NOTES

OVERALL SIZE				LAMINATE
WIDTH	DEPTH	HEIGHT	SHELVES	PRICE <i>M1</i>
15.75"	20"	42"	1 ADJUSTABLE	1,771
15.75"	24"	42"	1 ADJUSTABLE	1,791
15.75"	30"	42"	1 ADJUSTABLE	1,844
15.75"	20"	48"	1 ADJUSTABLE	1,791
15.75"	24"	48"	1 ADJUSTABLE	1,815
15.75"	30"	48"	1 ADJUSTABLE	1,868
15.75"	20"	54"	1 ADJUSTABLE	1,815
15.75"	24"	54"	1 ADJUSTABLE	1,836
15.75"	30"	54"	1 ADJUSTABLE	1,889
15.75"	20"	60"	1 ADJUSTABLE	1,836
15.75"	24"	60"	1 ADJUSTABLE	1,860
15.75"	30"	60"	1 ADJUSTABLE	1,912
15.75"	20"	66"	2 ADJUSTABLE	1,860
15.75"	24"	66"	2 ADJUSTABLE	1,880
15.75"	30"	66"	2 ADJUSTABLE	1,931
15.75"	20"	72"	2 ADJUSTABLE	1,880
15.75"	24"	72"	2 ADJUSTABLE	1,902
15.75"	30"	72"	2 ADJUSTABLE	1,979
15.75"	20"	84"	3 ADJUSTABLE	1,925
15.75"	24"	84"	3 ADJUSTABLE	1,947
15.75"	30"	84"	3 ADJUSTABLE	2,000



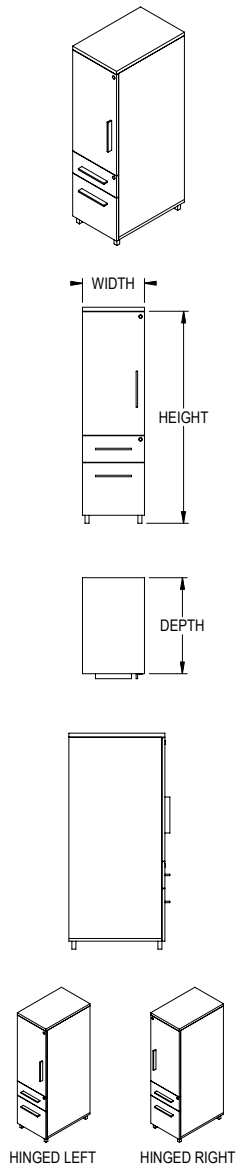
ORDER CODE SAMPLE							
ITEM CODE	WIDTH	DEPTH	HEIGHT	LAMINATE	HAND	LOCK	OPTION
NTDAZ	W15.75	D24	H72	<i>M1</i>	<i>L</i>	<i>LBB</i>	<i>HF</i>

- 3/4" Thick LPL case construction with one inch of leveling
- One pencil tray, file hanging bars and lock(s) included
- Storage with 3/4" thick shelf (see chart above)
- Laminate codes - *M1*: 1" LPL (top only)
- Specify hinged left '*HL*' or hinged right '*HR*' when ordering

- All standard laminate finishes available
- Specify lock option: BRC standard black '*LBB*', silver '*LBS*'

- High pressure drawer and door fronts add code '*HF*' and add \$278

- This storage product must be secured or ganged to an additional support structure (eg: wall, adjacent cabinet).



OVERALL SIZE				LAMINATE
WIDTH	DEPTH	HEIGHT	SHELVES	PRICE M1
15.75"	20"	42"	1 ADJUSTABLE	1,892
15.75"	24"	42"	1 ADJUSTABLE	1,912
15.75"	30"	42"	1 ADJUSTABLE	1,964
15.75"	20"	48"	1 ADJUSTABLE	1,912
15.75"	24"	48"	1 ADJUSTABLE	1,936
15.75"	30"	48"	1 ADJUSTABLE	1,989
15.75"	20"	54"	1 ADJUSTABLE	1,936
15.75"	24"	54"	1 ADJUSTABLE	1,956
15.75"	30"	54"	1 ADJUSTABLE	2,008
15.75"	20"	60"	1 ADJUSTABLE	1,956
15.75"	24"	60"	1 ADJUSTABLE	1,980
15.75"	30"	60"	1 ADJUSTABLE	2,032
15.75"	20"	66"	2 ADJUSTABLE	1,980
15.75"	24"	66"	2 ADJUSTABLE	2,001
15.75"	30"	66"	2 ADJUSTABLE	2,053
15.75"	20"	72"	2 ADJUSTABLE	2,001
15.75"	24"	72"	2 ADJUSTABLE	2,024
15.75"	30"	72"	2 ADJUSTABLE	2,076
15.75"	20"	84"	3 ADJUSTABLE	2,046
15.75"	24"	84"	3 ADJUSTABLE	2,067
15.75"	30"	84"	3 ADJUSTABLE	2,118

Features & Specifications

No Charge Options

Optional Extra



SPECIAL NOTES



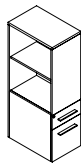
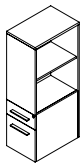

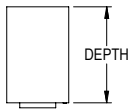
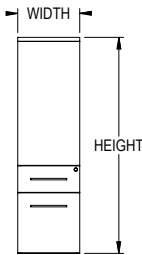
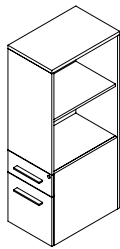
ORDER CODE SAMPLE							
ITEM CODE	WIDTH	DEPTH	HEIGHT	LAMINATE	HAND	LOCK	OPTION
NTDAY	W15.75	D24	H72	M1	L	LBB	HF

- 3/4" Thick LPL case construction with one inch of leveling
- One pencil tray, file hanging bars and lock(s) included
- Storage with 3/4" thick shelf (see chart above)
- Laminate codes - M1: 1" LPL (top only)
- Specify hinged left 'HL' or hinged right 'HR' when ordering

- All standard laminates and metal finishes available
- Specify lock option: BRC standard black 'LBB', silver 'LBS'

- High pressure drawer and door fronts add code 'HF' and add \$278

- This storage product must be secured or ganged to an additional support structure (eg: wall, adjacent cabinet).



RIGHT

LEFT

Features & Specifications

No Charge Options

Optional Extra



SPECIAL NOTES

OVERALL SIZE				LAMINATE
WIDTH	DEPTH	HEIGHT	SHELVES	PRICE <i>M1</i>
15.75"	20"	42"	1 ADJUSTABLE	1,618
15.75"	24"	42"	1 ADJUSTABLE	1,637
15.75"	30"	42"	1 ADJUSTABLE	1,689
15.75"	20"	48"	1 ADJUSTABLE	1,637
15.75"	24"	48"	1 ADJUSTABLE	1,656
15.75"	30"	48"	1 ADJUSTABLE	1,708
15.75"	20"	54"	1 ADJUSTABLE	1,656
15.75"	24"	54"	1 ADJUSTABLE	1,682
15.75"	30"	54"	1 ADJUSTABLE	1,734
15.75"	20"	60"	1 ADJUSTABLE	1,682
15.75"	24"	60"	1 ADJUSTABLE	1,702
15.75"	30"	60"	1 ADJUSTABLE	1,755
15.75"	20"	66"	2 ADJUSTABLE	1,702
15.75"	24"	66"	2 ADJUSTABLE	1,725
15.75"	30"	66"	2 ADJUSTABLE	1,778
15.75"	20"	72"	2 ADJUSTABLE	1,725
15.75"	24"	72"	2 ADJUSTABLE	1,749
15.75"	30"	72"	2 ADJUSTABLE	1,801
15.75"	20"	84"	3 ADJUSTABLE	1,771
15.75"	24"	84"	3 ADJUSTABLE	1,791
15.75"	30"	84"	3 ADJUSTABLE	1,844



ORDER CODE SAMPLE

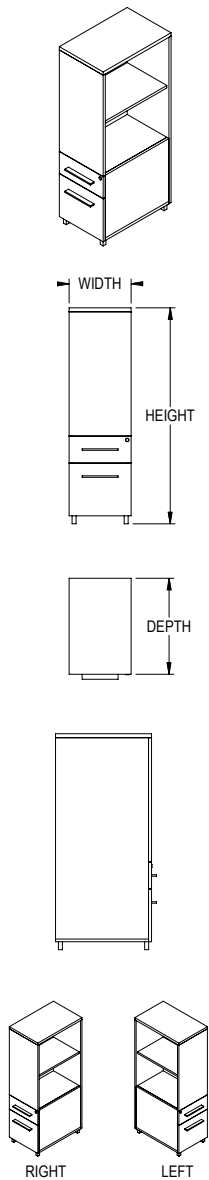
ITEM CODE	WIDTH	DEPTH	HEIGHT	LAMINATE	HAND	LOCK	OPTION
NTCAZ	W15.75	D24	H72	<i>M1</i>	<i>L</i>	<i>LBB</i>	<i>HF</i>

- 3/4" Thick LPL case construction with one inch of leveling
- One pencil tray, file hanging bars and lock(s) included
- Storage with 3/4" thick shelf (see chart above)
- Laminate codes - *M1*: 1" LPL (top only)
- Specify handedness left '*L*' or right '*R*' when ordering

- All standard laminate finishes available
- Specify lock option: BRC standard black '*LBB*', silver '*LBS*'

- High pressure drawer fronts add code '*HF*' and add \$278

- This storage product must be secured or ganged to an additional support structure (eg: wall, adjacent cabinet).



OVERALL SIZE				LAMINATE
WIDTH	DEPTH	HEIGHT	SHELVES	PRICE M1
15.75"	20"	42"	1 ADJUSTABLE	1,737
15.75"	24"	42"	1 ADJUSTABLE	1,758
15.75"	30"	42"	1 ADJUSTABLE	1,810
15.75"	20"	48"	1 ADJUSTABLE	1,758
15.75"	24"	48"	1 ADJUSTABLE	1,777
15.75"	30"	48"	1 ADJUSTABLE	1,829
15.75"	20"	54"	1 ADJUSTABLE	1,777
15.75"	24"	54"	1 ADJUSTABLE	1,803
15.75"	30"	54"	1 ADJUSTABLE	1,855
15.75"	20"	60"	1 ADJUSTABLE	1,803
15.75"	24"	60"	1 ADJUSTABLE	1,823
15.75"	30"	60"	1 ADJUSTABLE	1,875
15.75"	20"	66"	2 ADJUSTABLE	1,823
15.75"	24"	66"	2 ADJUSTABLE	1,846
15.75"	30"	66"	2 ADJUSTABLE	1,899
15.75"	20"	72"	2 ADJUSTABLE	1,846
15.75"	24"	72"	2 ADJUSTABLE	1,870
15.75"	30"	72"	2 ADJUSTABLE	1,922
15.75"	20"	84"	3 ADJUSTABLE	1,892
15.75"	24"	84"	3 ADJUSTABLE	1,912
15.75"	30"	84"	3 ADJUSTABLE	1,964

Features & Specifications

No Charge Options

Optional Extra



SPECIAL NOTES



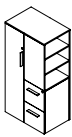
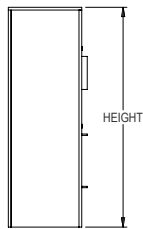
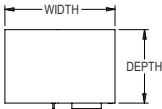
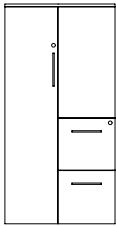
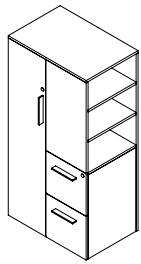
ORDER CODE SAMPLE							
ITEM CODE	WIDTH	DEPTH	HEIGHT	LAMINATE	HAND	LOCK	OPTION
NTCAY	W15.75	D24	H72	M1	L	LBB	HF

- 3/4" Thick LPL case construction with one inch of leveling
- One pencil tray, file hanging bars and lock(s) included
- Storage with 3/4" thick shelf (see chart above)
- Laminate codes - M1: 1" LPL (top only)
- Specify handedness left 'L' or right 'R' when ordering

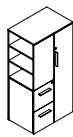
- All standard laminates and metal finishes available
- Specify lock option: BRC standard black 'LBB', silver 'LBS'

- High pressure drawer fronts add code 'HF' and add \$278

- This storage product must be secured or ganged to an additional support structure (eg: wall, adjacent cabinet).



RIGHT HAND



LEFT HAND

Features & Specifications

No Charge Options

Optional Extra



SPECIAL NOTES

OVERALL SIZE				LAMINATE
WIDTH	DEPTH	HEIGHT	SHELVES	PRICE M1
24"	20"	42"	-	1,791
24"	24"	42"	-	1,809
24"	30"	42"	-	1,861
24"	20"	48"	1 ADJUSTABLE	1,824
24"	24"	48"	1 ADJUSTABLE	1,860
24"	30"	48"	1 ADJUSTABLE	1,912
24"	20"	54"	1 ADJUSTABLE	1,926
24"	24"	54"	1 ADJUSTABLE	1,962
24"	30"	54"	1 ADJUSTABLE	2,014
24"	20"	60"	1 ADJUSTABLE	1,954
24"	24"	60"	1 ADJUSTABLE	2,017
24"	30"	60"	1 ADJUSTABLE	2,071
24"	20"	66"	1 ADJUSTABLE	2,498
24"	24"	66"	2 ADJUSTABLE	2,562
24"	30"	66"	2 ADJUSTABLE	2,615
24"	20"	72"	2 ADJUSTABLE	2,670
24"	24"	72"	2 ADJUSTABLE	2,754
24"	30"	72"	2 ADJUSTABLE	2,807
24"	20"	84"	3 ADJUSTABLE	2,741
24"	24"	84"	3 ADJUSTABLE	2,824
24"	30"	84"	3 ADJUSTABLE	2,877

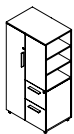
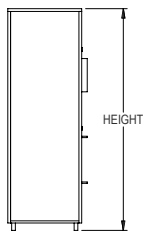
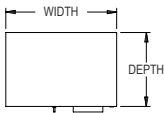
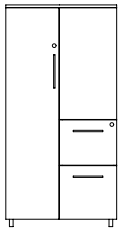



ORDER CODE SAMPLE							
ITEM CODE	WIDTH	DEPTH	HEIGHT	LAMINATE	HAND	LOCK	OPTION
NWWAZ	W24	D24	H72	M1	L	LBB	HF CH

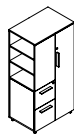
- 3/4" Thick LPL case construction with one inch of leveling
- File hanging bars and lock(s) included
- Storage with 3/4" thick shelf (see chart above)
- Wardrobe with fixed hat shelf and coat rod; only 66"H units and taller include hat shelf
- Laminate codes - M1: 1" LPL (top only)
- Specify handedness left 'L' or right 'R' when ordering

- All standard laminate finishes available
- Specify lock option: BRC standard black 'LBB', silver 'LBS'
- Specify coat hook instead of coat rod, add option code 'CH'
- High pressure drawer and door fronts add code 'HF' and add \$371

- This storage product must be secured or ganged to an additional support structure (eg: wall, adjacent cabinet).



RIGHT HAND



LEFT HAND

Features & Specifications

No Charge Options

Optional Extra



SPECIAL NOTES

OVERALL SIZE				LAMINATE
WIDTH	DEPTH	HEIGHT	SHELVES	PRICE M1
24"	20"	42"	-	1,906
24"	24"	42"	-	1,924
24"	30"	42"	-	1,976
24"	20"	48"	1 ADJUSTABLE	1,940
24"	24"	48"	1 ADJUSTABLE	1,975
24"	30"	48"	1 ADJUSTABLE	2,027
24"	20"	54"	1 ADJUSTABLE	2,042
24"	24"	54"	1 ADJUSTABLE	2,077
24"	30"	54"	1 ADJUSTABLE	2,129
24"	20"	60"	1 ADJUSTABLE	2,070
24"	24"	60"	1 ADJUSTABLE	2,133
24"	30"	60"	1 ADJUSTABLE	2,186
24"	20"	66"	1 ADJUSTABLE	2,613
24"	24"	66"	2 ADJUSTABLE	2,678
24"	30"	66"	2 ADJUSTABLE	2,730
24"	20"	72"	2 ADJUSTABLE	2,785
24"	24"	72"	2 ADJUSTABLE	2,870
24"	30"	72"	2 ADJUSTABLE	2,922
24"	20"	84"	3 ADJUSTABLE	2,857
24"	24"	84"	3 ADJUSTABLE	2,940
24"	30"	84"	3 ADJUSTABLE	2,992



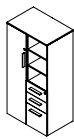
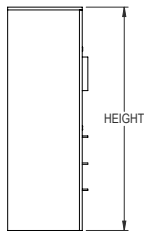
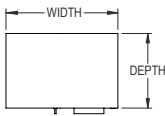
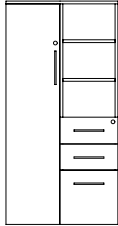
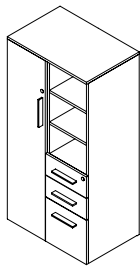
ORDER CODE SAMPLE							
ITEM CODE	WIDTH	DEPTH	HEIGHT	LAMINATE	HAND	LOCK	OPTION
NWWAY	W24	D24	H72	M1	L	LBB	HF

- 3/4" Thick LPL case construction with one inch of leveling
- File hanging bars and lock(s) included
- Storage with 3/4" thick shelf (see chart above)
- Wardrobe with fixed hat shelf and coat rod; only 66"H units and taller include hat shelf
- Laminate codes - M1: 1" LPL (top only)
- Specify handedness left 'L' or right 'R' when ordering

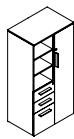
- All standard laminates and metal finishes available
- Specify lock option: BRC standard black 'LBB', silver 'LBS'
- Specify coat hook instead of coat rod, add option code 'CH'

- High pressure drawer and door fronts add code 'HF' and add \$371

- This storage product must be secured or ganged to an additional support structure (eg: wall, adjacent cabinet).



LEFT HAND



RIGHT HAND

Features & Specifications

No Charge Options

Optional Extra



SPECIAL NOTES

OVERALL SIZE				LAMINATE
WIDTH	DEPTH	HEIGHT	SHELVES	PRICE M1
24"	20"	48"	1 ADJUSTABLE	1,927
24"	24"	48"	1 ADJUSTABLE	1,963
24"	30"	48"	1 ADJUSTABLE	1,963
24"	20"	60"	1 ADJUSTABLE	2,030
24"	24"	60"	1 ADJUSTABLE	2,064
24"	30"	60"	1 ADJUSTABLE	2,064
24"	20"	66"	2 ADJUSTABLE	2,057
24"	24"	66"	2 ADJUSTABLE	2,122
24"	30"	66"	2 ADJUSTABLE	2,122
24"	20"	72"	2 ADJUSTABLE	2,600
24"	24"	72"	2 ADJUSTABLE	2,666
24"	30"	72"	2 ADJUSTABLE	2,666
24"	20"	84"	3 ADJUSTABLE	2,773
24"	24"	84"	3 ADJUSTABLE	2,858
24"	30"	84"	3 ADJUSTABLE	2,858
30"	20"	48"	1 ADJUSTABLE	2,020
30"	24"	48"	1 ADJUSTABLE	2,056
30"	30"	48"	1 ADJUSTABLE	2,056
30"	20"	60"	1 ADJUSTABLE	2,127
30"	24"	60"	1 ADJUSTABLE	2,162
30"	30"	60"	1 ADJUSTABLE	2,162
30"	20"	66"	2 ADJUSTABLE	2,156
30"	24"	66"	2 ADJUSTABLE	2,220
30"	30"	66"	2 ADJUSTABLE	2,220
30"	20"	72"	2 ADJUSTABLE	2,726
30"	24"	72"	2 ADJUSTABLE	2,793
30"	30"	72"	2 ADJUSTABLE	2,793
30"	20"	84"	3 ADJUSTABLE	2,908
30"	24"	84"	3 ADJUSTABLE	2,996
30"	30"	84"	3 ADJUSTABLE	2,996

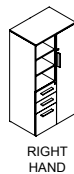
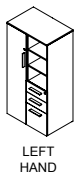
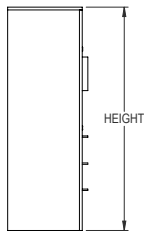
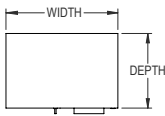
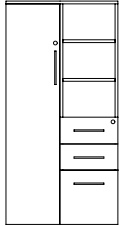
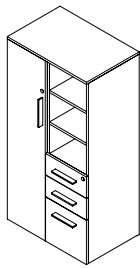


ORDER CODE SAMPLE							
ITEM CODE	WIDTH	DEPTH	HEIGHT	LAMINATE	HAND	LOCK	OPTION
NWJAZ	W24	D24	H72	M1	L	LBB	HF CH

- 3/4" Thick LPL case construction with one inch of leveling
- One pencil tray, file hanging bars and lock(s) included
- Storage with 3/4" thick shelf (see chart above)
- Wardrobe with fixed hat shelf and coat rod; only 66"H units and taller include hat shelf
- Laminate codes - M1: 1" LPL (top only)
- Specify handedness left 'L' or right 'R' when ordering

- All standard laminates and metal finishes available
- Specify lock option: BRC standard black 'LBB', silver 'LBS'
- Specify coat hook instead of coat rod, add option code 'CH'
- High pressure drawer and door fronts add code 'HF' and add \$464

- This storage product must be secured or ganged to an additional support structure (eg: wall, adjacent cabinet).



Features & Specifications

No Charge Options

Optional Extra



SPECIAL NOTES

OVERALL SIZE				LAMINATE
WIDTH	DEPTH	HEIGHT	SHELVES	PRICE M1
36"	20"	48"	1 ADJUSTABLE	2,114
36"	24"	48"	1 ADJUSTABLE	2,155
36"	30"	48"	1 ADJUSTABLE	2,155
36"	20"	60"	1 ADJUSTABLE	2,226
36"	24"	60"	1 ADJUSTABLE	2,265
36"	30"	60"	1 ADJUSTABLE	2,265
36"	20"	66"	2 ADJUSTABLE	2,259
36"	24"	66"	2 ADJUSTABLE	2,327
36"	30"	66"	2 ADJUSTABLE	2,327
36"	20"	72"	2 ADJUSTABLE	2,858
36"	24"	72"	2 ADJUSTABLE	2,925
36"	30"	72"	2 ADJUSTABLE	2,925
36"	20"	84"	3 ADJUSTABLE	3,049
36"	24"	84"	3 ADJUSTABLE	3,141
36"	30"	84"	3 ADJUSTABLE	3,141

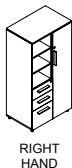
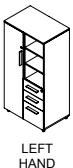
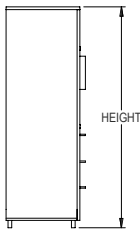
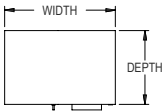
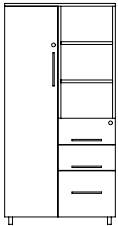
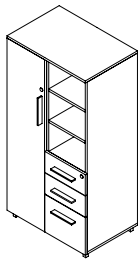


ORDER CODE SAMPLE							
ITEM CODE	WIDTH	DEPTH	HEIGHT	LAMINATE	HAND	LOCK	OPTION
NWJAZ	W24	D24	H72	M1	L	LBB	HF CH

- 3/4" Thick LPL case construction with one inch of leveling
- One pencil tray, file hanging bars and lock(s) included
- Storage with 3/4" thick shelf (see chart above)
- Wardrobe with fixed hat shelf and coat rod; only 66"H units and taller include hat shelf
- Laminate codes - M1: 1" LPL (top only)
- Specify handedness left 'L' or right 'R' when ordering

- All standard laminates and metal finishes available
- Specify lock option: BRC standard black 'LBB', silver 'LBS'
- Specify coat hook instead of coat rod, add option code 'CH'
- High pressure drawer and door fronts add code 'HF' and add \$464

- This storage product must be secured or ganged to an additional support structure (eg: wall, adjacent cabinet).



Features & Specifications

No Charge Options

Optional Extra



SPECIAL NOTES

OVERALL SIZE				LAMINATE
WIDTH	DEPTH	HEIGHT	SHELVES	PRICE M1
24"	20"	48"	1 ADJUSTABLE	1,927
24"	24"	48"	1 ADJUSTABLE	1,964
24"	30"	48"	1 ADJUSTABLE	1,964
24"	20"	60"	1 ADJUSTABLE	2,032
24"	24"	60"	1 ADJUSTABLE	2,065
24"	30"	60"	1 ADJUSTABLE	2,065
24"	20"	66"	2 ADJUSTABLE	2,060
24"	24"	66"	2 ADJUSTABLE	2,124
24"	30"	66"	2 ADJUSTABLE	2,124
24"	20"	72"	2 ADJUSTABLE	2,603
24"	24"	72"	2 ADJUSTABLE	2,667
24"	30"	72"	2 ADJUSTABLE	2,667
24"	20"	84"	3 ADJUSTABLE	2,776
24"	24"	84"	3 ADJUSTABLE	2,860
24"	30"	84"	3 ADJUSTABLE	2,860
30"	20"	48"	1 ADJUSTABLE	2,020
30"	24"	48"	1 ADJUSTABLE	2,058
30"	30"	48"	1 ADJUSTABLE	2,058
30"	20"	60"	1 ADJUSTABLE	2,129
30"	24"	60"	1 ADJUSTABLE	2,164
30"	30"	60"	1 ADJUSTABLE	2,164
30"	20"	66"	2 ADJUSTABLE	2,157
30"	24"	66"	2 ADJUSTABLE	2,222
30"	30"	66"	2 ADJUSTABLE	2,222
30"	20"	72"	2 ADJUSTABLE	2,728
30"	24"	72"	2 ADJUSTABLE	2,794
30"	30"	72"	2 ADJUSTABLE	2,794
30"	20"	84"	3 ADJUSTABLE	2,909
30"	24"	84"	3 ADJUSTABLE	2,998
30"	30"	84"	3 ADJUSTABLE	2,998

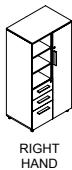
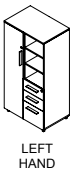
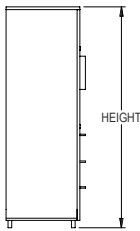
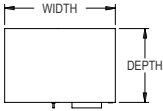
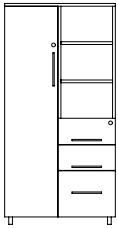
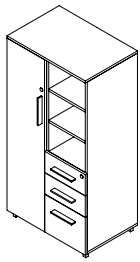


ORDER CODE SAMPLE							
ITEM CODE	WIDTH	DEPTH	HEIGHT	LAMINATE	HAND	LOCK	OPTION
NWJAY	W24	D24	H72	M1	L	LBB	HF CH

- 3/4" Thick LPL case construction with one inch of leveling
- One pencil tray, file hanging bars and lock(s) included
- Storage with 3/4" thick shelf (see chart above)
- Wardrobe with fixed hat shelf and coat rod; only 66"H units and taller include hat shelf
- Laminate codes - M1: 1" LPL (top only)
- Specify handedness left 'L' or right 'R' when ordering

- All standard laminates and metal finishes available
- Specify lock option: BRC standard black 'LBB', silver 'LBS'
- Specify coat hook instead of coat rod, add option code 'CH'
- High pressure drawer and door fronts add code 'HF' and add \$464

- This storage product must be secured or ganged to an additional support structure (eg: wall, adjacent cabinet).



Features & Specifications

No Charge Options

Optional Extra



SPECIAL NOTES

OVERALL SIZE				LAMINATE
WIDTH	DEPTH	HEIGHT	SHELVES	PRICE M1
36"	20"	48"	1 ADJUSTABLE	2,114
36"	24"	48"	1 ADJUSTABLE	2,156
36"	30"	48"	1 ADJUSTABLE	2,156
36"	20"	60"	1 ADJUSTABLE	2,229
36"	24"	60"	1 ADJUSTABLE	2,268
36"	30"	60"	1 ADJUSTABLE	2,268
36"	20"	66"	2 ADJUSTABLE	2,259
36"	24"	66"	2 ADJUSTABLE	2,328
36"	30"	66"	2 ADJUSTABLE	2,328
36"	20"	72"	2 ADJUSTABLE	2,860
36"	24"	72"	2 ADJUSTABLE	2,928
36"	30"	72"	2 ADJUSTABLE	2,928
36"	20"	84"	3 ADJUSTABLE	3,050
36"	24"	84"	3 ADJUSTABLE	3,143
36"	30"	84"	3 ADJUSTABLE	3,143

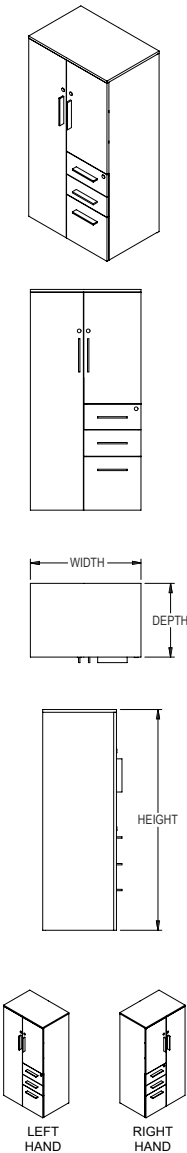


ORDER CODE SAMPLE							
ITEM CODE	WIDTH	DEPTH	HEIGHT	LAMINATE	HAND	LOCK	OPTION
NWJAY	W24	D24	H72	M1	L	LBB	HF CH

- 3/4" Thick LPL case construction with one inch of leveling
- One pencil tray, file hanging bars and lock(s) included
- Storage with 3/4" thick shelf (see chart above)
- Wardrobe with fixed hat shelf and coat rod; only 66"H units and taller include hat shelf
- Laminate codes - M1: 1" LPL (top only)
- Specify handedness left 'L' or right 'R' when ordering

- All standard laminates and metal finishes available
- Specify lock option: BRC standard black 'LBB', silver 'LBS'
- Specify coat hook instead of coat rod, add option code 'CH'
- High pressure drawer and door fronts add code 'HF' and add \$464

- This storage product must be secured or ganged to an additional support structure (eg: wall, adjacent cabinet).



OVERALL SIZE				LAMINATE
WIDTH	DEPTH	HEIGHT	SHELVES	PRICE M1
24"	20"	48"	1 ADJUSTABLE	2,082
24"	24"	48"	1 ADJUSTABLE	2,118
24"	20"	60"	1 ADJUSTABLE	2,185
24"	24"	60"	1 ADJUSTABLE	2,219
24"	20"	66"	2 ADJUSTABLE	2,213
24"	24"	66"	2 ADJUSTABLE	2,275
24"	20"	72"	2 ADJUSTABLE	2,758
24"	24"	72"	2 ADJUSTABLE	2,821
24"	20"	84"	3 ADJUSTABLE	2,929
24"	24"	84"	3 ADJUSTABLE	3,012
30"	20"	48"	1 ADJUSTABLE	2,173
30"	24"	48"	1 ADJUSTABLE	2,212
30"	20"	60"	1 ADJUSTABLE	2,283
30"	24"	60"	1 ADJUSTABLE	2,316
30"	20"	66"	2 ADJUSTABLE	2,312
30"	24"	66"	2 ADJUSTABLE	2,375
30"	20"	72"	2 ADJUSTABLE	2,881
30"	24"	72"	2 ADJUSTABLE	2,948
30"	20"	84"	3 ADJUSTABLE	3,062
30"	24"	84"	3 ADJUSTABLE	3,151
36"	20"	48"	1 ADJUSTABLE	2,268
36"	24"	48"	1 ADJUSTABLE	2,310
36"	20"	60"	1 ADJUSTABLE	2,381
36"	24"	60"	1 ADJUSTABLE	2,420
36"	20"	66"	2 ADJUSTABLE	2,413
36"	24"	66"	2 ADJUSTABLE	2,482
36"	20"	72"	2 ADJUSTABLE	3,012
36"	24"	72"	2 ADJUSTABLE	3,081
36"	20"	84"	3 ADJUSTABLE	3,203
36"	24"	84"	3 ADJUSTABLE	3,294



ORDER CODE SAMPLE							
ITEM CODE	WIDTH	DEPTH	HEIGHT	LAMINATE	HAND	LOCK	OPTION
NWGAZ	W24	D24	H72	M1	L	LBB	HF CH

Features & Specifications

No Charge Options

Optional Extra

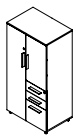
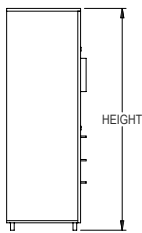
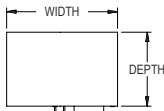
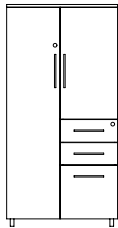



SPECIAL NOTES

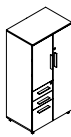
- 3/4" Thick LPL case construction with one inch of leveling
- One pencil tray, file hanging bars and lock(s) included
- Storage with 3/4" thick shelf (see chart above)
- Wardrobe with fixed hat shelf and coat rod; only 66"H units and taller include hat shelf
- Laminate codes - M1: 1" LPL (top only)
- Specify handedness left 'L' or right 'R' when ordering

- All standard laminate finishes available
- Specify lock option: BRC standard black 'LBB', silver 'LBS'
- Specify coat hook instead of coat rod, add option code 'CH'
- High pressure drawer and door fronts add code 'HF' and add \$464

- This storage product must be secured or ganged to an additional support structure (eg: wall, adjacent cabinet).



LEFT HAND



RIGHT HAND

Features & Specifications

No Charge Options

Optional Extra



SPECIAL NOTES

OVERALL SIZE				LAMINATE
WIDTH	DEPTH	HEIGHT	SHELVES	PRICE M1
24"	20"	48"	1 ADJUSTABLE	2,216
24"	24"	48"	1 ADJUSTABLE	2,254
24"	20"	60"	1 ADJUSTABLE	2,319
24"	24"	60"	1 ADJUSTABLE	2,354
24"	20"	66"	2 ADJUSTABLE	2,347
24"	24"	66"	2 ADJUSTABLE	2,409
24"	20"	72"	2 ADJUSTABLE	2,893
24"	24"	72"	2 ADJUSTABLE	2,954
24"	20"	84"	3 ADJUSTABLE	3,063
24"	24"	84"	3 ADJUSTABLE	3,146
30"	20"	48"	1 ADJUSTABLE	2,307
30"	24"	48"	1 ADJUSTABLE	2,346
30"	20"	60"	1 ADJUSTABLE	2,416
30"	24"	60"	1 ADJUSTABLE	2,450
30"	20"	66"	2 ADJUSTABLE	2,446
30"	24"	66"	2 ADJUSTABLE	2,510
30"	20"	72"	2 ADJUSTABLE	3,015
30"	24"	72"	2 ADJUSTABLE	3,081
30"	20"	84"	3 ADJUSTABLE	3,196
30"	24"	84"	3 ADJUSTABLE	3,284
36"	20"	48"	1 ADJUSTABLE	2,403
36"	24"	48"	1 ADJUSTABLE	2,444
36"	20"	60"	1 ADJUSTABLE	2,515
36"	24"	60"	1 ADJUSTABLE	2,553
36"	20"	66"	2 ADJUSTABLE	2,546
36"	24"	66"	2 ADJUSTABLE	2,617
36"	20"	72"	2 ADJUSTABLE	3,146
36"	24"	72"	2 ADJUSTABLE	3,215
36"	20"	84"	3 ADJUSTABLE	3,336
36"	24"	84"	3 ADJUSTABLE	3,428

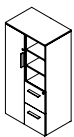
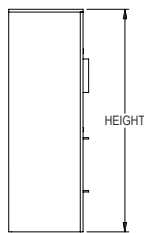
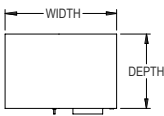
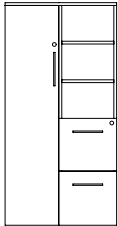
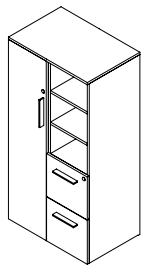


ORDER CODE SAMPLE							
ITEM CODE	WIDTH	DEPTH	HEIGHT	LAMINATE	HAND	LOCK	OPTION
NWGAY	W24	D24	H72	M1	L	LBB	HF CH

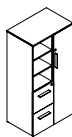
- 3/4" Thick LPL case construction with one inch of leveling
- One pencil tray, file hanging bars and lock(s) included
- Storage with 3/4" thick shelf (see chart above)
- Wardrobe with fixed hat shelf and coat rod; only 66"H units and taller include hat shelf
- Laminate codes - M1: 1" LPL (top only)
- Specify handedness left 'L' or right 'R' when ordering

- All standard laminates and metal finishes available
- Specify lock option: BRC standard black 'LBB', silver 'LBS'
- Specify coat hook instead of coat rod, add option code 'CH'
- High pressure drawer and door fronts add code 'HF' and add \$464

- This storage product must be secured or ganged to an additional support structure (eg: wall, adjacent cabinet).



LEFT HAND



RIGHT HAND

Features & Specifications

No Charge Options

Optional Extra



SPECIAL NOTES

OVERALL SIZE				LAMINATE
WIDTH	DEPTH	HEIGHT	SHELVES	PRICE M1
24"	20"	48"	1 ADJUSTABLE	1,927
24"	24"	48"	1 ADJUSTABLE	1,963
24"	20"	60"	1 ADJUSTABLE	2,030
24"	24"	60"	1 ADJUSTABLE	2,064
24"	20"	66"	2 ADJUSTABLE	2,057
24"	24"	66"	2 ADJUSTABLE	2,122
24"	20"	72"	2 ADJUSTABLE	2,600
24"	24"	72"	2 ADJUSTABLE	2,666
24"	20"	84"	3 ADJUSTABLE	2,773
24"	24"	84"	3 ADJUSTABLE	2,858
30"	20"	48"	1 ADJUSTABLE	2,020
30"	24"	48"	1 ADJUSTABLE	2,056
30"	20"	60"	1 ADJUSTABLE	2,127
30"	24"	60"	1 ADJUSTABLE	2,162
30"	20"	66"	2 ADJUSTABLE	2,156
30"	24"	66"	2 ADJUSTABLE	2,220
30"	20"	72"	2 ADJUSTABLE	2,726
30"	24"	72"	2 ADJUSTABLE	2,793
30"	20"	84"	3 ADJUSTABLE	2,908
30"	24"	84"	3 ADJUSTABLE	2,996
36"	20"	48"	1 ADJUSTABLE	2,114
36"	24"	48"	1 ADJUSTABLE	2,155
36"	20"	60"	1 ADJUSTABLE	2,226
36"	24"	60"	1 ADJUSTABLE	2,265
36"	20"	66"	2 ADJUSTABLE	2,259
36"	24"	66"	2 ADJUSTABLE	2,327
36"	20"	72"	2 ADJUSTABLE	2,858
36"	24"	72"	2 ADJUSTABLE	2,925
36"	20"	84"	3 ADJUSTABLE	3,049
36"	24"	84"	3 ADJUSTABLE	3,141

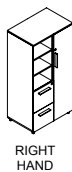
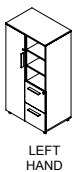
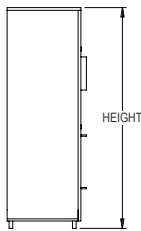
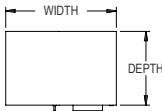
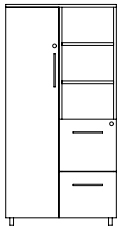
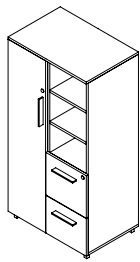


ORDER CODE SAMPLE							
ITEM CODE	WIDTH	DEPTH	HEIGHT	LAMINATE	HAND	LOCK	OPTION
NWKAZ	W24	D24	H72	M1	L	LBB	HF CH

- 3/4" Thick LPL case construction with one inch of leveling
- File hanging bars and lock(s) included
- Storage with 3/4" thick shelf (see chart above)
- Wardrobe with fixed hat shelf and coat rod; only 66"H units and taller include hat shelf
- Laminate codes - M1: 1" LPL (top only)
- Specify handedness left 'L' or right 'R' when ordering

- All standard laminate finishes available
- Specify lock option: BRC standard black 'LBB', silver 'LBS'
- Specify coat hook instead of coat rod, add option code 'CH'
- High pressure drawer and door fronts add code 'HF' and add \$371

- This storage product must be secured or ganged to an additional support structure (eg: wall, adjacent cabinet).



Features & Specifications

No Charge Options

Optional Extra



SPECIAL NOTES

OVERALL SIZE				LAMINATE
WIDTH	DEPTH	HEIGHT	SHELVES	PRICE M1
24"	20"	48"	1 ADJUSTABLE	2,058
24"	24"	48"	1 ADJUSTABLE	2,096
24"	20"	60"	1 ADJUSTABLE	2,164
24"	24"	60"	1 ADJUSTABLE	2,196
24"	20"	66"	2 ADJUSTABLE	2,192
24"	24"	66"	2 ADJUSTABLE	2,256
24"	20"	72"	2 ADJUSTABLE	2,734
24"	24"	72"	2 ADJUSTABLE	2,798
24"	20"	84"	3 ADJUSTABLE	2,908
24"	24"	84"	3 ADJUSTABLE	2,992
30"	20"	48"	1 ADJUSTABLE	2,152
30"	24"	48"	1 ADJUSTABLE	2,191
30"	20"	60"	1 ADJUSTABLE	2,260
30"	24"	60"	1 ADJUSTABLE	2,295
30"	20"	66"	2 ADJUSTABLE	2,288
30"	24"	66"	2 ADJUSTABLE	2,354
30"	20"	72"	2 ADJUSTABLE	2,859
30"	24"	72"	2 ADJUSTABLE	2,925
30"	20"	84"	3 ADJUSTABLE	3,041
30"	24"	84"	3 ADJUSTABLE	3,128
36"	20"	48"	1 ADJUSTABLE	2,245
36"	24"	48"	1 ADJUSTABLE	2,287
36"	20"	60"	1 ADJUSTABLE	2,359
36"	24"	60"	1 ADJUSTABLE	2,399
36"	20"	66"	2 ADJUSTABLE	2,390
36"	24"	66"	2 ADJUSTABLE	2,460
36"	20"	72"	2 ADJUSTABLE	2,992
36"	24"	72"	2 ADJUSTABLE	3,060
36"	20"	84"	3 ADJUSTABLE	3,181
36"	24"	84"	3 ADJUSTABLE	3,274

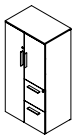
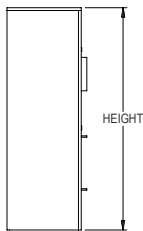
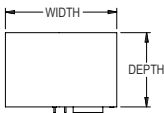
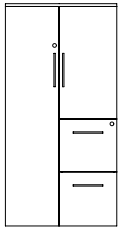


ORDER CODE SAMPLE							
ITEM CODE	WIDTH	DEPTH	HEIGHT	LAMINATE	HAND	LOCK	OPTION
NWKAY	W24	D24	H72	M1	L	LBB	HF CH

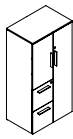
- 3/4" Thick LPL case construction with one inch of leveling
- File hanging bars and lock(s) included
- Storage with 3/4" thick shelf (see chart above)
- Wardrobe with fixed hat shelf and coat rod; only 66"H units and taller include hat shelf
- Laminate codes - M1: 1" LPL (top only)
- Specify handedness left 'L' or right 'R' when ordering

- All standard laminates and metal finishes available
- Specify lock option: BRC standard black 'LBB', silver 'LBS'
- Specify coat hook instead of coat rod, add option code 'CH'
- High pressure drawer and door fronts add code 'HF' and add \$371

- This storage product must be secured or ganged to an additional support structure (eg: wall, adjacent cabinet).



LEFT HAND



RIGHT HAND

Features & Specifications

No Charge Options

Optional Extra



SPECIAL NOTES

OVERALL SIZE				LAMINATE
WIDTH	DEPTH	HEIGHT	SHELVES	PRICE M1
24"	20"	48"	1 ADJUSTABLE	2,082
24"	24"	48"	1 ADJUSTABLE	2,118
24"	20"	60"	1 ADJUSTABLE	2,185
24"	24"	60"	1 ADJUSTABLE	2,219
24"	20"	66"	2 ADJUSTABLE	2,213
24"	24"	66"	2 ADJUSTABLE	2,275
24"	20"	72"	2 ADJUSTABLE	2,758
24"	24"	72"	2 ADJUSTABLE	2,821
24"	20"	84"	3 ADJUSTABLE	2,929
24"	24"	84"	3 ADJUSTABLE	3,012
30"	20"	48"	1 ADJUSTABLE	2,173
30"	24"	48"	1 ADJUSTABLE	2,212
30"	20"	60"	1 ADJUSTABLE	2,283
30"	24"	60"	1 ADJUSTABLE	2,316
30"	20"	66"	2 ADJUSTABLE	2,312
30"	24"	66"	2 ADJUSTABLE	2,375
30"	20"	72"	2 ADJUSTABLE	2,881
30"	24"	72"	2 ADJUSTABLE	2,948
30"	20"	84"	3 ADJUSTABLE	3,062
30"	24"	84"	3 ADJUSTABLE	3,151
36"	20"	48"	1 ADJUSTABLE	2,268
36"	24"	48"	1 ADJUSTABLE	2,310
36"	20"	60"	1 ADJUSTABLE	2,381
36"	24"	60"	1 ADJUSTABLE	2,420
36"	20"	66"	2 ADJUSTABLE	2,413
36"	24"	66"	2 ADJUSTABLE	2,482
36"	20"	72"	2 ADJUSTABLE	3,012
36"	24"	72"	2 ADJUSTABLE	3,081
36"	20"	84"	3 ADJUSTABLE	3,203
36"	24"	84"	3 ADJUSTABLE	3,294

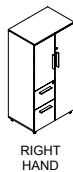
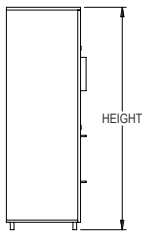
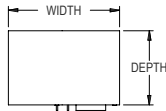
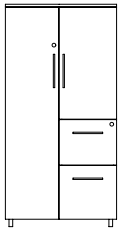
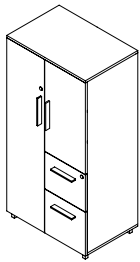


ORDER CODE SAMPLE							
ITEM CODE	WIDTH	DEPTH	HEIGHT	LAMINATE	HAND	LOCK	OPTION
NWHAZ	W24	D24	H72	M1	L	LBB	HF CH

- 3/4" Thick LPL case construction with one inch of leveling
- File hanging bars and lock(s) included
- Storage with 3/4" thick shelf (see chart above)
- Wardrobe with fixed hat shelf and coat rod; only 66"H units and taller include hat shelf
- Laminate codes - M1: 1" LPL (top only)
- Specify handedness left 'L' or right 'R' when ordering

- All standard laminate finishes available
- Specify lock option: BRC standard black 'LBB', silver 'LBS'
- Specify coat hook instead of coat rod, add option code 'CH'
- High pressure drawer and door fronts add code 'HF' and add \$371

- This storage product must be secured or ganged to an additional support structure (eg: wall, adjacent cabinet).



OVERALL SIZE				LAMINATE
WIDTH	DEPTH	HEIGHT	SHELVES	PRICE M1
24"	20"	48"	1 ADJUSTABLE	2,214
24"	24"	48"	1 ADJUSTABLE	2,254
24"	20"	60"	1 ADJUSTABLE	2,319
24"	24"	60"	1 ADJUSTABLE	2,354
24"	20"	66"	2 ADJUSTABLE	2,347
24"	24"	66"	2 ADJUSTABLE	2,409
24"	20"	72"	2 ADJUSTABLE	2,893
24"	24"	72"	2 ADJUSTABLE	2,954
24"	20"	84"	3 ADJUSTABLE	3,063
24"	24"	84"	3 ADJUSTABLE	3,146
30"	20"	48"	1 ADJUSTABLE	2,307
30"	24"	48"	1 ADJUSTABLE	2,346
30"	20"	60"	1 ADJUSTABLE	2,416
30"	24"	60"	1 ADJUSTABLE	2,450
30"	20"	66"	2 ADJUSTABLE	2,446
30"	24"	66"	2 ADJUSTABLE	2,510
30"	20"	72"	2 ADJUSTABLE	3,015
30"	24"	72"	2 ADJUSTABLE	3,081
30"	20"	84"	3 ADJUSTABLE	3,196
30"	24"	84"	3 ADJUSTABLE	3,284
36"	20"	48"	1 ADJUSTABLE	2,403
36"	24"	48"	1 ADJUSTABLE	2,444
36"	20"	60"	1 ADJUSTABLE	2,515
36"	24"	60"	1 ADJUSTABLE	2,553
36"	20"	66"	2 ADJUSTABLE	2,546
36"	24"	66"	2 ADJUSTABLE	2,617
36"	20"	72"	2 ADJUSTABLE	3,146
36"	24"	72"	2 ADJUSTABLE	3,215
36"	20"	84"	3 ADJUSTABLE	3,336
36"	24"	84"	3 ADJUSTABLE	3,428



ORDER CODE SAMPLE							
ITEM CODE	WIDTH	DEPTH	HEIGHT	LAMINATE	HAND	LOCK	OPTION
NWHAY	W24	D24	H72	M1	L	LBB	HF CH

Features & Specifications

No Charge Options

Optional Extra

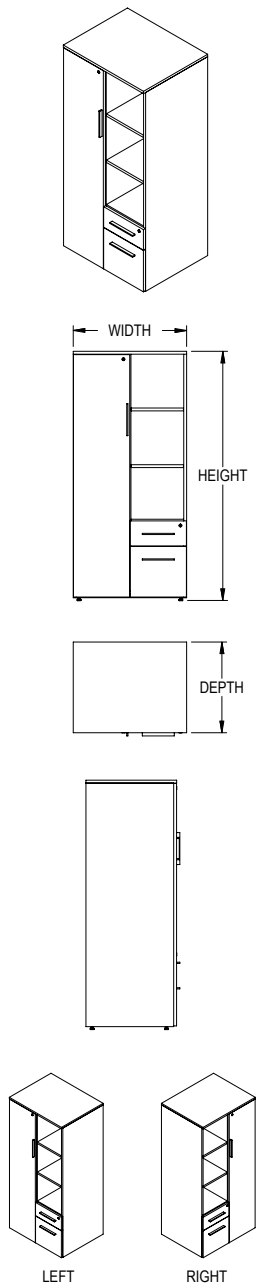


SPECIAL NOTES

- 3/4" Thick LPL case construction with one inch of leveling
- File hanging bars and lock(s) included
- Storage with 3/4" thick shelf (see chart above)
- Wardrobe with fixed hat shelf and coat rod; only 66"H units and taller include hat shelf
- Laminate codes - M1: 1" LPL (top only)
- Specify handedness left 'L' or right 'R' when ordering

- All standard laminates and metal finishes available
- Specify lock option: BRC standard black 'LBB', silver 'LBS'
- Specify coat hook instead of coat rod, add option code 'CH'
- High pressure drawer and door fronts add code 'HF' and add \$371

- This storage product must be secured or ganged to an additional support structure (eg: wall, adjacent cabinet).



Features & Specifications

No Charge Options

Optional Extra



SPECIAL NOTES

OVERALL SIZE				
WIDTH	DEPTH	HEIGHT	SHELVES	PRICE M1
24"	20"	48"	1 ADJUSTABLE	1,860
24"	24"	48"	1 ADJUSTABLE	1,896
24"	20"	60"	1 ADJUSTABLE	1,966
24"	24"	60"	1 ADJUSTABLE	2,003
24"	20"	66"	2 ADJUSTABLE	1,996
24"	24"	66"	2 ADJUSTABLE	2,062
24"	20"	72"	2 ADJUSTABLE	2,566
24"	24"	72"	2 ADJUSTABLE	2,635
24"	20"	84"	3 ADJUSTABLE	2,748
24"	24"	84"	3 ADJUSTABLE	2,837
30"	20"	48"	1 ADJUSTABLE	1,954
30"	24"	48"	1 ADJUSTABLE	1,995
30"	20"	60"	1 ADJUSTABLE	2,067
30"	24"	60"	1 ADJUSTABLE	2,106
30"	20"	66"	2 ADJUSTABLE	2,101
30"	24"	66"	2 ADJUSTABLE	2,167
30"	20"	72"	2 ADJUSTABLE	2,698
30"	24"	72"	2 ADJUSTABLE	2,768
30"	20"	84"	3 ADJUSTABLE	2,889
30"	24"	84"	3 ADJUSTABLE	2,981
36"	20"	48"	1 ADJUSTABLE	2,055
36"	24"	48"	1 ADJUSTABLE	2,097
36"	20"	60"	1 ADJUSTABLE	2,173
36"	24"	60"	1 ADJUSTABLE	2,214
36"	20"	66"	2 ADJUSTABLE	2,207
36"	24"	66"	2 ADJUSTABLE	2,279
36"	20"	72"	2 ADJUSTABLE	2,837
36"	24"	72"	2 ADJUSTABLE	2,906
36"	20"	84"	3 ADJUSTABLE	3,036
36"	24"	84"	3 ADJUSTABLE	3,132



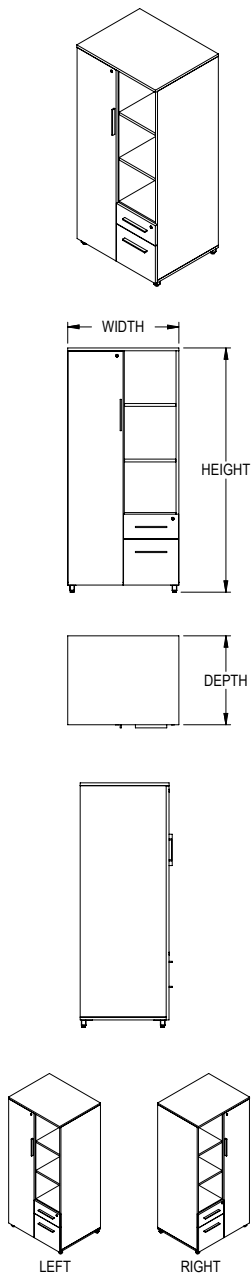
ORDER CODE SAMPLE							
ITEM CODE	WIDTH	DEPTH	HEIGHT	LAMINATE	HAND	LOCK	OPTION
NWMAZ	W24	D24	H72	M1	L	LBB	HF CH

- 3/4" Thick LPL case construction with one inch of leveling
- One pencil tray, file hanging bars and lock(s) included
- Storage with 3/4" thick shelf (see chart above)
- Wardrobe with fixed hat shelf and coat rod; only 66"H units and taller include hat shelf
- Laminate codes - M1: 1" LPL (top only)
- Specify handedness left 'L' or right 'R' when ordering

- All standard laminate finishes available
- Specify lock option: BRC standard black 'LBB', silver 'LBS'
- Specify coat hook instead of coat rod, add option code 'CH'

- High pressure drawer and door fronts add code 'HF' and add \$278

- This storage product must be secured or ganged to an additional support structure (eg: wall, adjacent cabinet).



Features & Specifications

No Charge Options

Optional Extra



SPECIAL NOTES

OVERALL SIZE				
WIDTH	DEPTH	HEIGHT	SHELVES	PRICE M1
24"	20"	48"	1 ADJUSTABLE	1,980
24"	24"	48"	1 ADJUSTABLE	2,016
24"	20"	60"	1 ADJUSTABLE	2,087
24"	24"	60"	1 ADJUSTABLE	2,124
24"	20"	66"	2 ADJUSTABLE	2,116
24"	24"	66"	2 ADJUSTABLE	2,183
24"	20"	72"	2 ADJUSTABLE	2,687
24"	24"	72"	2 ADJUSTABLE	2,754
24"	20"	84"	3 ADJUSTABLE	2,869
24"	24"	84"	3 ADJUSTABLE	2,958
30"	20"	48"	1 ADJUSTABLE	2,076
30"	24"	48"	1 ADJUSTABLE	2,115
30"	20"	60"	1 ADJUSTABLE	2,187
30"	24"	60"	1 ADJUSTABLE	2,226
30"	20"	66"	2 ADJUSTABLE	2,219
30"	24"	66"	2 ADJUSTABLE	2,288
30"	20"	72"	2 ADJUSTABLE	2,820
30"	24"	72"	2 ADJUSTABLE	2,888
30"	20"	84"	3 ADJUSTABLE	3,010
30"	24"	84"	3 ADJUSTABLE	3,102
36"	20"	48"	1 ADJUSTABLE	2,177
36"	24"	48"	1 ADJUSTABLE	2,217
36"	20"	60"	1 ADJUSTABLE	2,294
36"	24"	60"	1 ADJUSTABLE	2,336
36"	20"	66"	2 ADJUSTABLE	2,327
36"	24"	66"	2 ADJUSTABLE	2,399
36"	20"	72"	2 ADJUSTABLE	2,958
36"	24"	72"	2 ADJUSTABLE	3,026
36"	20"	84"	3 ADJUSTABLE	3,156
36"	24"	84"	3 ADJUSTABLE	3,254



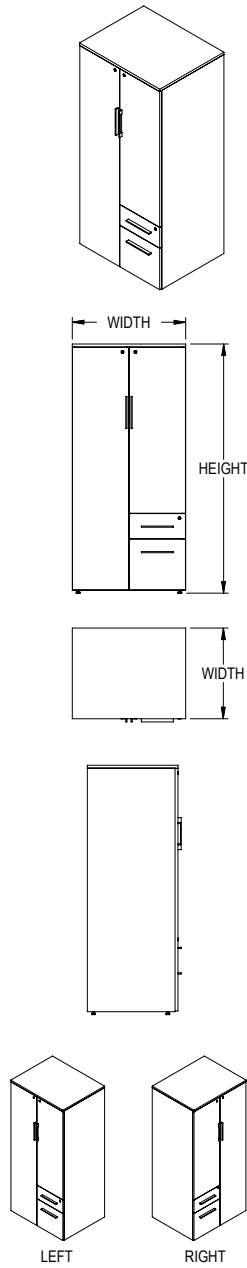
ORDER CODE SAMPLE							
ITEM CODE	WIDTH	DEPTH	HEIGHT	LAMINATE	HAND	LOCK	OPTION
NWMAY	W24	D24	H72	M1	L	LBB	HF CH

- 3/4" Thick LPL case construction with one inch of leveling
- One pencil tray, file hanging bars and lock(s) included
- Storage with 3/4" thick shelf (see chart above)
- Wardrobe with fixed hat shelf and coat rod; only 66"H units and taller include hat shelf
- Laminate codes - M1: 1" LPL (top only)
- Specify handedness left 'L' or right 'R' when ordering

- All standard laminates and metal finishes available
- Specify lock option: BRC standard black 'LBB', silver 'LBS'
- Specify coat hook instead of coat rod, add option code 'CH'

- High pressure drawer and door fronts add code 'HF' and add \$278

- This storage product must be secured or ganged to an additional support structure (eg: wall, adjacent cabinet).



Features & Specifications

No Charge Options

Optional Extra



SPECIAL NOTES

OVERALL SIZE				
WIDTH	DEPTH	HEIGHT	SHELVES	PRICE M1
24"	20"	48"	1 ADJUSTABLE	2,022
24"	24"	48"	1 ADJUSTABLE	2,060
24"	20"	60"	1 ADJUSTABLE	2,131
24"	24"	60"	1 ADJUSTABLE	2,166
24"	20"	66"	2 ADJUSTABLE	2,159
24"	24"	66"	2 ADJUSTABLE	2,224
24"	20"	72"	2 ADJUSTABLE	2,731
24"	24"	72"	2 ADJUSTABLE	2,797
24"	20"	84"	3 ADJUSTABLE	2,910
24"	24"	84"	3 ADJUSTABLE	2,998
30"	20"	48"	1 ADJUSTABLE	2,116
30"	24"	48"	1 ADJUSTABLE	2,158
30"	20"	60"	1 ADJUSTABLE	2,232
30"	24"	60"	1 ADJUSTABLE	2,268
30"	20"	66"	2 ADJUSTABLE	2,262
30"	24"	66"	2 ADJUSTABLE	2,330
30"	20"	72"	2 ADJUSTABLE	2,860
30"	24"	72"	2 ADJUSTABLE	2,930
30"	20"	84"	3 ADJUSTABLE	3,050
30"	24"	84"	3 ADJUSTABLE	3,144
36"	20"	48"	1 ADJUSTABLE	2,217
36"	24"	48"	1 ADJUSTABLE	2,260
36"	20"	60"	1 ADJUSTABLE	2,336
36"	24"	60"	1 ADJUSTABLE	2,375
36"	20"	66"	2 ADJUSTABLE	2,369
36"	24"	66"	2 ADJUSTABLE	2,442
36"	20"	72"	2 ADJUSTABLE	2,998
36"	24"	72"	2 ADJUSTABLE	3,071
36"	20"	84"	3 ADJUSTABLE	3,198
36"	24"	84"	3 ADJUSTABLE	3,294



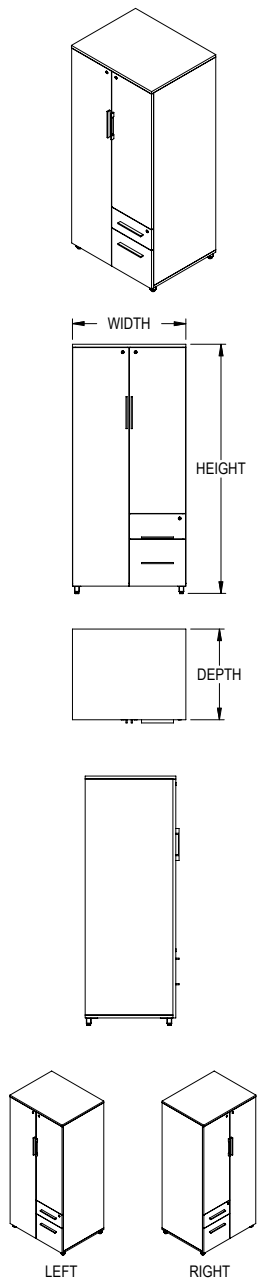
ORDER CODE SAMPLE							
ITEM CODE	WIDTH	DEPTH	HEIGHT	LAMINATE	HAND	LOCK	OPTION
NWDAZ	W24	D24	H72	M1	L	LBB	HF CH

- 3/4" Thick LPL case construction with one inch of leveling
- One pencil tray, file hanging bars and lock(s) included
- Storage with 3/4" thick shelf (see chart above)
- Wardrobe with fixed hat shelf and coat rod; only 66"H units and taller include hat shelf
- Laminate codes - M1: 1" LPL (top only)
- Specify handedness left 'L' or right 'R' when ordering

- All standard laminate finishes available
- Specify lock option: BRC standard black 'LBB', silver 'LBS'
- Specify coat hook instead of coat rod, add option code 'CH'

- High pressure drawer and door fronts add code 'HF' and add \$278

- This storage product must be secured or ganged to an additional support structure (eg: wall, adjacent cabinet).



Features & Specifications

No Charge Options

Optional Extra



SPECIAL NOTES

OVERALL SIZE				
WIDTH	DEPTH	HEIGHT	SHELVES	PRICE M1
24"	20"	48"	1 ADJUSTABLE	2,142
24"	24"	48"	1 ADJUSTABLE	2,182
24"	20"	60"	1 ADJUSTABLE	2,250
24"	24"	60"	1 ADJUSTABLE	2,287
24"	20"	66"	2 ADJUSTABLE	2,280
24"	24"	66"	2 ADJUSTABLE	2,345
24"	20"	72"	2 ADJUSTABLE	2,852
24"	24"	72"	2 ADJUSTABLE	2,916
24"	20"	84"	3 ADJUSTABLE	3,030
24"	24"	84"	3 ADJUSTABLE	3,118
30"	20"	48"	1 ADJUSTABLE	2,237
30"	24"	48"	1 ADJUSTABLE	2,279
30"	20"	60"	1 ADJUSTABLE	2,351
30"	24"	60"	1 ADJUSTABLE	2,389
30"	20"	66"	2 ADJUSTABLE	2,383
30"	24"	66"	2 ADJUSTABLE	2,450
30"	20"	72"	2 ADJUSTABLE	2,981
30"	24"	72"	2 ADJUSTABLE	3,051
30"	20"	84"	3 ADJUSTABLE	3,171
30"	24"	84"	3 ADJUSTABLE	3,263
36"	20"	48"	1 ADJUSTABLE	2,338
36"	24"	48"	1 ADJUSTABLE	2,381
36"	20"	60"	1 ADJUSTABLE	2,456
36"	24"	60"	1 ADJUSTABLE	2,497
36"	20"	66"	2 ADJUSTABLE	2,489
36"	24"	66"	2 ADJUSTABLE	2,563
36"	20"	72"	2 ADJUSTABLE	3,118
36"	24"	72"	2 ADJUSTABLE	3,191
36"	20"	84"	3 ADJUSTABLE	3,318
36"	24"	84"	3 ADJUSTABLE	3,415



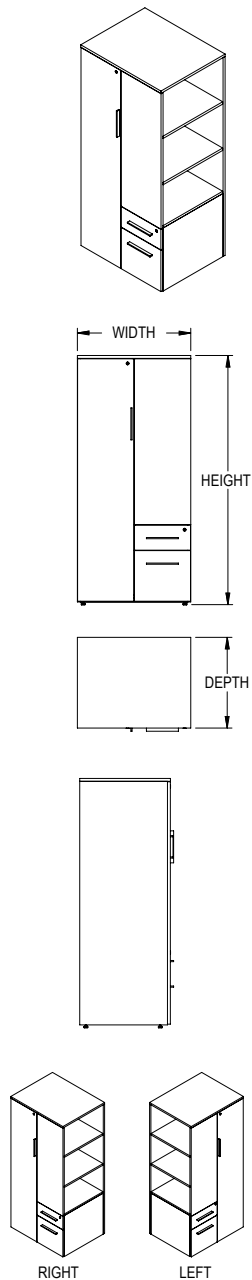
ORDER CODE SAMPLE							
ITEM CODE	WIDTH	DEPTH	HEIGHT	LAMINATE	HAND	LOCK	OPTION
NWDAY	W24	D24	H72	M1	L	LBB	HF CH

- 3/4" Thick LPL case construction with one inch of leveling
- One pencil tray, file hanging bars and lock(s) included
- Storage with 3/4" thick shelf (see chart above)
- Wardrobe with fixed hat shelf and coat rod; only 66"H units and taller include hat shelf
- Laminate codes - M1: 1" LPL (top only)
- Specify handedness left 'L' or right 'R' when ordering

- All standard laminates and metal finishes available
- Specify lock option: BRC standard black 'LBB', silver 'LBS'
- Specify coat hook instead of coat rod, add option code 'CH'

- High pressure drawer and door fronts add code 'HF' and add \$278

- This storage product must be secured or ganged to an additional support structure (eg: wall, adjacent cabinet).



Features & Specifications

No Charge Options

Optional Extra



SPECIAL NOTES

OVERALL SIZE				
WIDTH	DEPTH	HEIGHT	SHELVES	PRICE M1
24"	20"	48"	1 ADJUSTABLE	1,860
24"	24"	48"	1 ADJUSTABLE	1,896
24"	20"	60"	1 ADJUSTABLE	1,966
24"	24"	60"	1 ADJUSTABLE	2,003
24"	20"	66"	2 ADJUSTABLE	1,996
24"	24"	66"	2 ADJUSTABLE	2,062
24"	20"	72"	2 ADJUSTABLE	2,566
24"	24"	72"	2 ADJUSTABLE	2,635
24"	20"	84"	3 ADJUSTABLE	2,748
24"	24"	84"	3 ADJUSTABLE	2,837
30"	20"	48"	1 ADJUSTABLE	1,954
30"	24"	48"	1 ADJUSTABLE	1,995
30"	20"	60"	1 ADJUSTABLE	2,067
30"	24"	60"	1 ADJUSTABLE	2,106
30"	20"	66"	2 ADJUSTABLE	2,101
30"	24"	66"	2 ADJUSTABLE	2,167
30"	20"	72"	2 ADJUSTABLE	2,698
30"	24"	72"	2 ADJUSTABLE	2,768
30"	20"	84"	3 ADJUSTABLE	2,889
30"	24"	84"	3 ADJUSTABLE	2,981
36"	20"	48"	1 ADJUSTABLE	2,055
36"	24"	48"	1 ADJUSTABLE	2,097
36"	20"	60"	1 ADJUSTABLE	2,173
36"	24"	60"	1 ADJUSTABLE	2,214
36"	20"	66"	2 ADJUSTABLE	2,207
36"	24"	66"	2 ADJUSTABLE	2,279
36"	20"	72"	2 ADJUSTABLE	2,837
36"	24"	72"	2 ADJUSTABLE	2,906
36"	20"	84"	3 ADJUSTABLE	3,036
36"	24"	84"	3 ADJUSTABLE	3,132

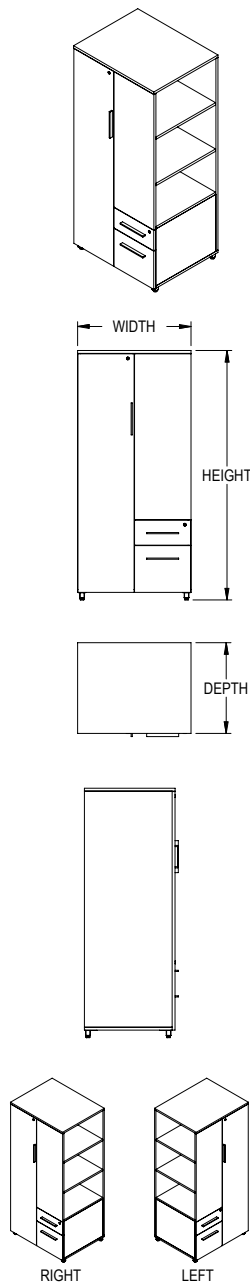


ORDER CODE SAMPLE							
ITEM CODE	WIDTH	DEPTH	HEIGHT	LAMINATE	HAND	LOCK	OPTION
NWEAZ	W24	D24	H72	M1	L	LBB	HF CH

- 3/4" Thick LPL case construction with one inch of leveling
- One pencil tray, file hanging bars and lock(s) included
- Storage with 3/4" thick shelf (see chart above)
- Wardrobe with fixed hat shelf and coat rod; only 66"H units and taller include hat shelf
- Laminate codes - M1: 1" LPL (top only)
- Specify handedness left 'L' or right 'R' when ordering

- All standard laminate finishes available
- Specify lock option: BRC standard black 'LBB', silver 'LBS'
- Specify coat hook instead of coat rod, add option code 'CH'
- High pressure drawer and door fronts add code 'HF' and add \$278

- This storage product must be secured or ganged to an additional support structure (eg: wall, adjacent cabinet).



Features & Specifications

No Charge Options

Optional Extra



SPECIAL NOTES

OVERALL SIZE				
WIDTH	DEPTH	HEIGHT	SHELVES	PRICE M1
24"	20"	48"	1 ADJUSTABLE	1,980
24"	24"	48"	1 ADJUSTABLE	2,016
24"	20"	60"	1 ADJUSTABLE	2,087
24"	24"	60"	1 ADJUSTABLE	2,124
24"	20"	66"	2 ADJUSTABLE	2,116
24"	24"	66"	2 ADJUSTABLE	2,183
24"	20"	72"	2 ADJUSTABLE	2,687
24"	24"	72"	2 ADJUSTABLE	2,754
24"	20"	84"	3 ADJUSTABLE	2,869
24"	24"	84"	3 ADJUSTABLE	2,958
30"	20"	48"	1 ADJUSTABLE	2,076
30"	24"	48"	1 ADJUSTABLE	2,115
30"	20"	60"	1 ADJUSTABLE	2,187
30"	24"	60"	1 ADJUSTABLE	2,226
30"	20"	66"	2 ADJUSTABLE	2,219
30"	24"	66"	2 ADJUSTABLE	2,288
30"	20"	72"	2 ADJUSTABLE	2,820
30"	24"	72"	2 ADJUSTABLE	2,888
30"	20"	84"	3 ADJUSTABLE	3,010
30"	24"	84"	3 ADJUSTABLE	3,102
36"	20"	48"	1 ADJUSTABLE	2,177
36"	24"	48"	1 ADJUSTABLE	2,217
36"	20"	60"	1 ADJUSTABLE	2,294
36"	24"	60"	1 ADJUSTABLE	2,336
36"	20"	66"	2 ADJUSTABLE	2,327
36"	24"	66"	2 ADJUSTABLE	2,399
36"	20"	72"	2 ADJUSTABLE	2,958
36"	24"	72"	2 ADJUSTABLE	3,026
36"	20"	84"	3 ADJUSTABLE	3,156
36"	24"	84"	3 ADJUSTABLE	3,254



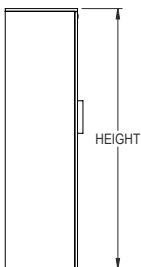
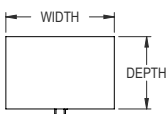

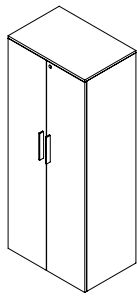
ORDER CODE SAMPLE							
ITEM CODE	WIDTH	DEPTH	HEIGHT	LAMINATE	HAND	LOCK	OPTION
NWEAY	W24	D24	H72	M1	L	LBB	HF CH

- 3/4" Thick LPL case construction with one inch of leveling
- One pencil tray, file hanging bars and lock(s) included
- Storage with 3/4" thick shelf (see chart above)
- Wardrobe with fixed hat shelf and coat rod; only 66"H units and taller include hat shelf
- Laminate codes - M1: 1" LPL (top only)
- Specify handedness left 'L' or right 'R' when ordering

- All standard laminates and metal finishes available
- Specify lock option: BRC standard black 'LBB', silver 'LBS'
- Specify coat hook instead of coat rod, add option code 'CH'

- High pressure drawer and door fronts add code 'HF' and add \$278

- This storage product must be secured or ganged to an additional support structure (eg: wall, adjacent cabinet).



OVERALL SIZE				
WIDTH	DEPTH	HEIGHT	# OF SHELVES	PRICE <i>M1</i>
30"	20"	29"	1	1,307
36"	20"	29"	1	1,333
30"	24"	29"	1	1,333
36"	24"	29"	1	1,359
30"	20"	36"	2	1,367
36"	20"	36"	2	1,395
30"	24"	36"	2	1,395
36"	24"	36"	2	1,422
30"	20"	42"	2	1,435
36"	20"	42"	2	1,462
30"	24"	42"	2	1,462
36"	24"	42"	2	1,491
30"	20"	54"	3	1,506
36"	20"	54"	3	1,674
30"	24"	54"	3	1,680
36"	24"	54"	3	1,834
30"	20"	56"	3	1,506
36"	20"	56"	3	1,674
30"	24"	56"	3	1,680
36"	24"	56"	3	1,834

Features & Specifications



ORDER CODE SAMPLE						
ITEM CODE	WIDTH	DEPTH	HEIGHT	LAMINATE	LOCK	OPTION
NDCSZ	W30	D24	H72	<i>M1</i>	<i>LBB</i>	<i>HF</i>

No Charge Options

Optional Extra



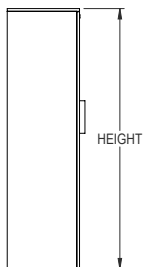
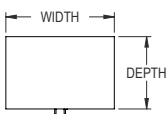
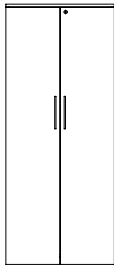
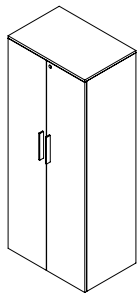
SPECIAL NOTES

- 3/4" Thick LPL case construction with one inch of leveling
- Includes lock(s)
- Storage with 3/4" thick shelf (see chart above)
- Laminate codes - *M1*: 1" LPL (top only)

- All standard laminate finishes available
- Specify lock option: BRC standard black '*LBB*', silver '*LBS*'

- High pressure door fronts add code '*HF*' and add \$187

- This storage product must be secured or ganged to an additional support structure (eg: wall, adjacent cabinet).



OVERALL SIZE				
WIDTH	DEPTH	HEIGHT	# OF SHELVES	PRICE <i>M1</i>
30"	20"	60"	3	1,688
36"	20"	60"	3	1,854
30"	24"	60"	3	1,849
36"	24"	60"	3	2,033
30"	20"	66"	4	1,809
36"	20"	66"	4	1,974
30"	24"	66"	4	1,971
36"	24"	66"	4	2,157
30"	20"	72"	4	1,871
36"	20"	72"	4	2,036
30"	24"	72"	4	2,051
36"	24"	72"	4	2,235
30"	20"	78"	4	1,871
36"	20"	78"	4	2,036
30"	24"	78"	4	2,051
36"	24"	78"	4	2,235
30"	20"	84"	5	2,052
36"	20"	84"	5	2,219
30"	24"	84"	5	2,249
36"	24"	84"	5	2,434

Features & Specifications

No Charge Options

Optional Extra



SPECIAL NOTES



ORDER CODE SAMPLE						
ITEM CODE	WIDTH	DEPTH	HEIGHT	LAMINATE	LOCK	OPTION
NDCSZ	W30	D24	H72	<i>M1</i>	<i>LBB</i>	<i>HF</i>

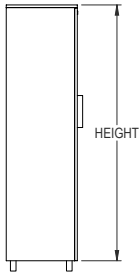
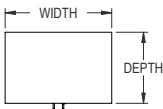
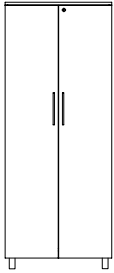
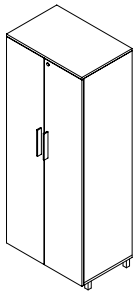
- 3/4" Thick LPL case construction with one inch of leveling
- Includes lock(s)
- Storage with 3/4" thick shelf (see chart above)
- Laminate codes - *M1*: 1" LPL (top only)

- All standard laminates and metal finishes available
- Specify lock option: BRC standard black '*LBB*', silver '*LBS*'

- High pressure door fronts add code '*HF*' and add \$187

- This storage product must be secured or ganged to an additional support structure (eg: wall, adjacent cabinet).





OVERALL SIZE				
WIDTH	DEPTH	HEIGHT	# OF SHELVES	PRICE <i>M1</i>
30"	20"	29"	1	1,430
36"	20"	29"	1	1,456
30"	24"	29"	1	1,456
36"	24"	29"	1	1,483
30"	20"	36"	2	1,492
36"	20"	36"	2	1,519
30"	24"	36"	2	1,519
36"	24"	36"	2	1,547
30"	20"	42"	2	1,556
36"	20"	42"	2	1,587
30"	24"	42"	2	1,587
36"	24"	42"	2	1,617
30"	20"	54"	3	1,630
36"	20"	54"	3	1,800
30"	24"	54"	3	1,804
36"	24"	54"	3	1,957
30"	20"	56"	3	1,630
36"	20"	56"	3	1,800
30"	24"	56"	3	1,804
36"	24"	56"	3	1,957

Features & Specifications



ORDER CODE SAMPLE						
ITEM CODE	WIDTH	DEPTH	HEIGHT	LAMINATE	LOCK	OPTION
NDCSY	W30	D24	H72	<i>M1</i>	<i>LBB</i>	<i>HF</i>

- 3/4" Thick LPL case construction with one inch of leveling
- Includes lock(s)
- Storage with 3/4" thick shelf (see chart above)
- Laminate codes - *M1*: 1" LPL (top only)

No Charge Options

- All standard laminates and metal finishes available
- Specify lock option: BRC standard black '*LBB*', silver '*LBS*'

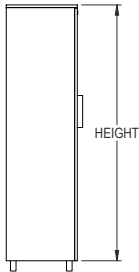
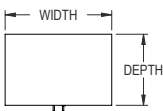
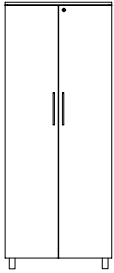
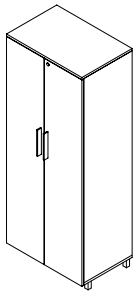
Optional Extra

- High pressure door fronts add code '*HF*' and add \$187



SPECIAL NOTES

- This storage product must be secured or ganged to an additional support structure (eg: wall, adjacent cabinet).



OVERALL SIZE				
WIDTH	DEPTH	HEIGHT	# OF SHELVES	PRICE <i>M1</i>
30"	20"	60"	3	1,812
36"	20"	60"	3	1,977
30"	24"	60"	3	1,973
36"	24"	60"	3	2,157
30"	20"	66"	4	1,931
36"	20"	66"	4	2,098
30"	24"	66"	4	2,096
36"	24"	66"	4	2,283
30"	20"	72"	4	1,995
36"	20"	72"	4	2,159
30"	24"	72"	4	2,175
36"	24"	72"	4	2,359
30"	20"	78"	4	1,995
36"	20"	78"	4	2,159
30"	24"	78"	4	2,175
36"	24"	78"	4	2,359
30"	20"	84"	5	2,177
36"	20"	84"	5	2,344
30"	24"	84"	5	2,374
36"	24"	84"	5	2,558

Features & Specifications

- 3/4" Thick LPL case construction with one inch of leveling
- Includes lock(s)
- Storage with 3/4" thick shelf (see chart above)
- Laminate codes - *M1*: 1" LPL (top only)

No Charge Options

- All standard laminates and metal finishes available
- Specify lock option: BRC standard black '*LBB*', silver '*LBS*'

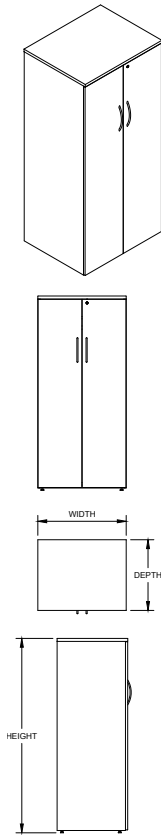
Optional Extra

- High pressure door fronts add code '*HF*' and add \$187



SPECIAL NOTES

- This storage product must be secured or ganged to an additional support structure (eg: wall, adjacent cabinet).



OVERALL SIZE			
WIDTH	DEPTH	HEIGHT	PRICE <i>M1</i>
30"	18"	48"	1,988
30"	24"	48"	2,011
30"	18"	60"	2,011
30"	24"	60"	2,032
30"	18"	66"	2,116
30"	24"	66"	2,138
30"	18"	72"	2,116
30"	24"	72"	2,138
30"	18"	84"	2,116
30"	24"	84"	2,138
36"	18"	48"	2,138
36"	24"	48"	2,161
36"	18"	60"	2,138
36"	24"	60"	2,161
36"	18"	66"	2,138
36"	24"	66"	2,161
36"	18"	72"	2,138
36"	24"	72"	2,161
36"	18"	84"	2,161
36"	24"	84"	2,183
48"	18"	48"	2,138
48"	24"	48"	2,161
48"	18"	60"	2,138
48"	24"	60"	2,161
48"	18"	66"	2,138
48"	24"	66"	2,161
48"	18"	72"	2,138
48"	24"	72"	2,161
48"	18"	84"	2,161
48"	24"	84"	2,183



ORDER CODE SAMPLE						
ITEM CODE	WIDTH	DEPTH	HEIGHT	LAMINATE	LOCK	OPTION
NDDSZ	W30	D24	H72	<i>M1</i>	<i>LBB</i>	<i>HF CH</i>

Features & Specifications

- 3/4" Thick LPL case construction with one inch of leveling
- Includes lock(s)
- Wardrobe with fixed hat shelf and coat rod; only 66"H units and taller include hat shelf
- Laminate codes - *M1*: 1" LPL (top only)

No Charge Options

- All standard laminate finishes available
- Specify lock option: BRC standard black '*LBB*', silver '*LBS*'
- Specify coat hook instead of coat rod, add option code '*CH*'

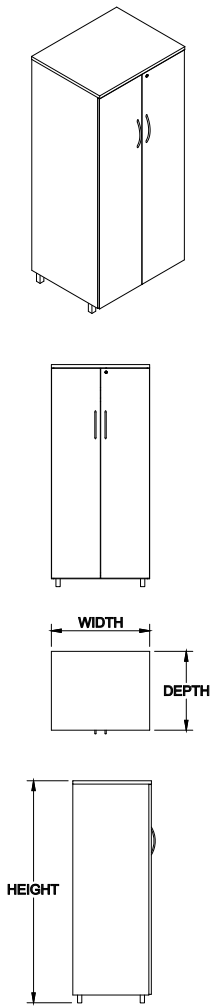
Optional Extra

- High pressure door fronts add code '*HF*' and add \$187
- Adjustable (10"-14") lower shelf, add code '*LS*' and add \$125



SPECIAL NOTES

- This storage product must be secured or ganged to an additional support structure (eg: wall, adjacent cabinet)



OVERALL SIZE			
WIDTH	DEPTH	HEIGHT	PRICE M1
30"	18"	48"	2,087
30"	24"	48"	2,110
30"	18"	60"	2,110
30"	24"	60"	2,131
30"	18"	66"	2,215
30"	24"	66"	2,237
30"	18"	72"	2,215
30"	24"	72"	2,237
30"	18"	84"	2,215
30"	24"	84"	2,237
36"	18"	48"	2,237
36"	24"	48"	2,260
36"	18"	60"	2,237
36"	24"	60"	2,260
36"	18"	66"	2,237
36"	24"	66"	2,260
36"	18"	72"	2,237
36"	24"	72"	2,260
36"	18"	84"	2,260
36"	24"	84"	2,282
48"	18"	48"	2,237
48"	24"	48"	2,260
48"	18"	60"	2,237
48"	24"	60"	2,260
48"	18"	66"	2,237
48"	24"	66"	2,260
48"	18"	72"	2,237
48"	24"	72"	2,260
48"	18"	84"	2,260
48"	24"	84"	2,282



ORDER CODE SAMPLE						
ITEM CODE	WIDTH	DEPTH	HEIGHT	LAMINATE	LOCK	OPTION
NDDSY	W30	D24	H72	M1	LBB	HF CH

Features & Specifications

- 3/4" Thick LPL case construction with one inch of leveling
- Includes lock(s)
- Wardrobe with fixed hat shelf and coat rod; only 66"H units and taller include hat shelf
- Laminate codes - M1: 1" LPL (top only)

No Charge Options

- All standard laminates and metal finishes available
- Specify lock option: BRC standard black 'LBB', silver 'LBS'
- Specify coat hook instead of coat rod, add option code 'CH'

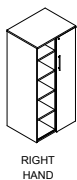
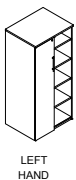
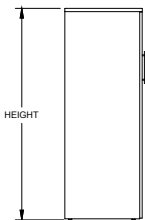
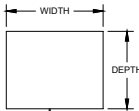
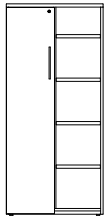
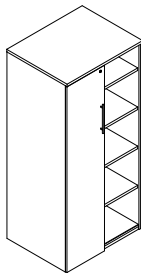
Optional Extra

- High pressure door fronts add code 'HF' and add \$187
- Adjustable (10"-14") lower shelf, add code 'LS' and add \$125



SPECIAL NOTES

- This storage product must be secured or ganged to an additional support structure (eg: wall, adjacent cabinet)



**OVERALL SIZE**

WIDTH	DEPTH	HEIGHT	SHELVES	PRICE M1
24"	20"	66"	3 ADJ, 1 FIXED	1,120
24"	24"	66"	3 ADJ, 1 FIXED	1,271
24"	20"	72"	3 ADJ, 1 FIXED	1,496
24"	24"	72"	3 ADJ, 1 FIXED	1,648
24"	20"	84"	4 ADJ, 1 FIXED	1,813
24"	24"	84"	4 ADJ, 1 FIXED	1,871
30"	20"	66"	3 ADJ, 1 FIXED	1,417
30"	24"	66"	3 ADJ, 1 FIXED	1,519
30"	20"	72"	3 ADJ, 1 FIXED	1,796
30"	24"	72"	3 ADJ, 1 FIXED	1,899
30"	20"	84"	4 ADJ, 1 FIXED	2,108
30"	24"	84"	4 ADJ, 1 FIXED	2,233
36"	20"	66"	3 ADJ, 1 FIXED	1,714
36"	24"	66"	3 ADJ, 1 FIXED	1,771
36"	20"	72"	3 ADJ, 1 FIXED	2,280
36"	24"	72"	3 ADJ, 1 FIXED	2,337
36"	20"	84"	4 ADJ, 1 FIXED	2,408
36"	24"	84"	4 ADJ, 1 FIXED	2,596



**ORDER CODE SAMPLE**

ITEM CODE	WIDTH	DEPTH	HEIGHT	LAMINATE	HAND	LOCK	OPTION
NWBAZ	W24	D24	H72	M1	L	LBB	HF CH

**Features & Specifications**

- 3/4" Thick LPL case construction with one inch of leveling
- Includes lock(s)
- Storage with 3/4" thick shelf (see chart above)
- Wardrobe with fixed hat shelf and coat rod; only 66"H units and taller include hat shelf
- Laminate codes - M1: 1" LPL (top only)
- Specify handedness left 'L' or right 'R' when ordering

**No Charge Options**

- All standard laminate finishes available
- Specify lock option: BRC standard black 'LBB', silver 'LBS'
- Specify coat hook instead of coat rod, add option code 'CH'

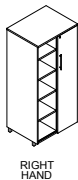
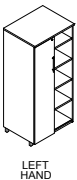
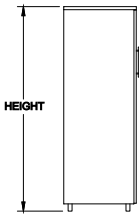
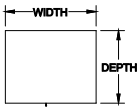
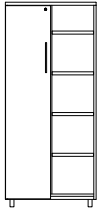
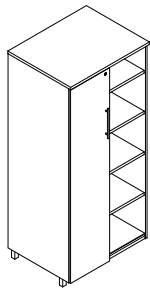
**Optional Extra**

- High pressure door front add code 'HF' and add \$94



**SPECIAL NOTES**

- This storage product must be secured or ganged to an additional support structure (eg: wall, adjacent cabinet)



Features & Specifications

No Charge Options

Optional Extra



SPECIAL NOTES

OVERALL SIZE				
WIDTH	DEPTH	HEIGHT	SHELVES	PRICE <i>M1</i>
24"	20"	66"	3 ADJ, 1 FIXED	1,249
24"	24"	66"	3 ADJ, 1 FIXED	1,400
24"	20"	72"	3 ADJ, 1 FIXED	1,624
24"	24"	72"	3 ADJ, 1 FIXED	1,778
24"	20"	84"	4 ADJ, 1 FIXED	1,944
24"	24"	84"	4 ADJ, 1 FIXED	2,001
30"	20"	66"	3 ADJ, 1 FIXED	1,546
30"	24"	66"	3 ADJ, 1 FIXED	1,648
30"	20"	72"	3 ADJ, 1 FIXED	1,925
30"	24"	72"	3 ADJ, 1 FIXED	2,027
30"	20"	84"	4 ADJ, 1 FIXED	2,237
30"	24"	84"	4 ADJ, 1 FIXED	2,360
36"	20"	66"	3 ADJ, 1 FIXED	1,844
36"	24"	66"	3 ADJ, 1 FIXED	1,901
36"	20"	72"	3 ADJ, 1 FIXED	2,410
36"	24"	72"	3 ADJ, 1 FIXED	2,465
36"	20"	84"	4 ADJ, 1 FIXED	2,538
36"	24"	84"	4 ADJ, 1 FIXED	2,724

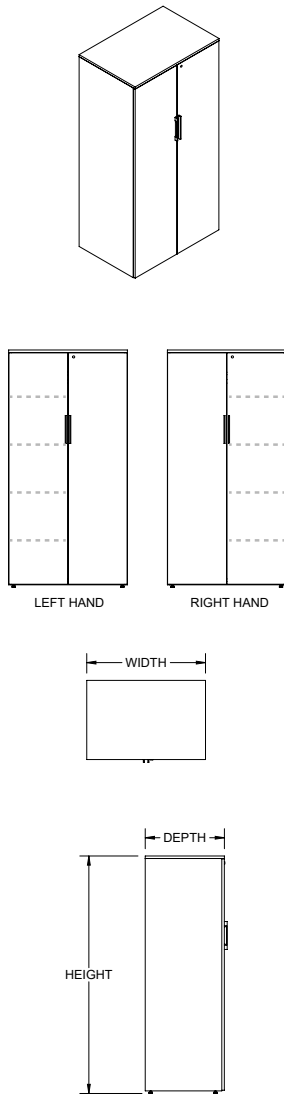


ORDER CODE SAMPLE							
ITEM CODE	WIDTH	DEPTH	HEIGHT	LAMINATE	HAND	LOCK	OPTION
NWBAY	W24	D24	H72	<i>M1</i>	<i>L</i>	<i>LBB</i>	<i>HF CH</i>

- 3/4" Thick LPL case construction with one inch of leveling
- Includes lock(s)
- Storage with 3/4" thick shelf (see chart above)
- Wardrobe with fixed hat shelf and coat rod; only 66"H units and taller include hat shelf
- Laminate codes - *M1*: 1" LPL (top only)
- Specify handedness left '*L*' or right '*R*' when ordering

- All standard laminates and metal finishes available
- Specify lock option: BRC standard black '*LBB*', silver '*LBS*'
- Specify coat hook instead of coat rod, add option code '*CH*'
- High pressure door front add code '*HF*' and add \$94

- This storage product must be secured or ganged to an additional support structure (eg: wall, adjacent cabinet)



OVERALL SIZE				
WIDTH	DEPTH	HEIGHT	# OF SHELVES	PRICE <i>M1</i>
24"	20"	66"	3 ADJ, 1 FIXED	1,422
24"	24"	66"	3 ADJ, 1 FIXED	1,566
24"	20"	72"	3 ADJ, 1 FIXED	1,777
24"	24"	72"	3 ADJ, 1 FIXED	1,919
24"	20"	84"	3 ADJ, 2 FIXED	2,073
24"	24"	84"	3 ADJ, 2 FIXED	2,126
30"	20"	66"	3 ADJ, 1 FIXED	1,701
30"	24"	66"	3 ADJ, 1 FIXED	1,798
30"	20"	72"	3 ADJ, 1 FIXED	2,055
30"	24"	72"	3 ADJ, 1 FIXED	2,149
30"	20"	84"	3 ADJ, 2 FIXED	2,348
30"	24"	84"	3 ADJ, 2 FIXED	2,464
36"	20"	66"	3 ADJ, 1 FIXED	1,980
36"	24"	66"	3 ADJ, 1 FIXED	2,031
36"	20"	72"	3 ADJ, 1 FIXED	2,508
36"	24"	72"	3 ADJ, 1 FIXED	2,562
36"	20"	84"	3 ADJ, 2 FIXED	2,627
36"	24"	84"	3 ADJ, 2 FIXED	2,804

Features & Specifications

No Charge Options

Optional Extra



SPECIAL NOTES

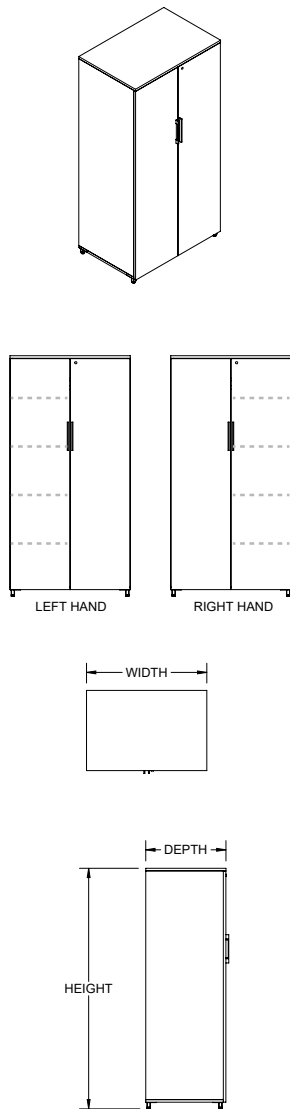


ORDER CODE SAMPLE							
ITEM CODE	WIDTH	DEPTH	HEIGHT	LAMINATE	HAND	LOCK	OPTION
NWCAZ	W24	D20	H66	<i>M1</i>	<i>L</i>	<i>LBB</i>	<i>HF CH</i>

- 3/4" Thick LPL case construction with one inch of leveling
- Includes lock(s)
- Storage with 3/4" thick shelf; right (see chart above)
- Wardrobe with fixed hat shelf and coat rod, left; only 66"H units and taller include hat shelf
- Laminate codes - *M1*: 1" LPL (top only)
- Specify handedness left '*L*' or right '*R*' when ordering

- All standard laminate finishes available
- Specify lock option: BRC standard black '*LBB*', silver '*LBS*'
- Specify coat hook instead of coat rod, add option code '*CH*'
- High pressure door fronts add code '*HF*' and add \$187

- This storage product must be secured or ganged to an additional support structure (eg: wall, adjacent cabinet)



OVERALL SIZE				
WIDTH	DEPTH	HEIGHT	# OF SHELVES	PRICE <i>M1</i>
24"	20"	66"	3 ADJ, 1 FIXED	1,543
24"	24"	66"	3 ADJ, 1 FIXED	1,684
24"	20"	72"	3 ADJ, 1 FIXED	1,897
24"	24"	72"	3 ADJ, 1 FIXED	2,038
24"	20"	84"	3 ADJ, 2 FIXED	2,193
24"	24"	84"	3 ADJ, 2 FIXED	2,245
30"	20"	66"	3 ADJ, 1 FIXED	1,822
30"	24"	66"	3 ADJ, 1 FIXED	1,919
30"	20"	72"	3 ADJ, 1 FIXED	2,177
30"	24"	72"	3 ADJ, 1 FIXED	2,269
30"	20"	84"	3 ADJ, 2 FIXED	2,469
30"	24"	84"	3 ADJ, 2 FIXED	2,585
36"	20"	66"	3 ADJ, 1 FIXED	2,102
36"	24"	66"	3 ADJ, 1 FIXED	2,153
36"	20"	72"	3 ADJ, 1 FIXED	2,628
36"	24"	72"	3 ADJ, 1 FIXED	2,681
36"	20"	84"	3 ADJ, 2 FIXED	2,748
36"	24"	84"	3 ADJ, 2 FIXED	2,925

Features & Specifications

No Charge Options

Optional Extra



SPECIAL NOTES

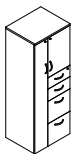
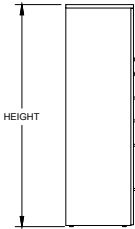
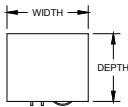
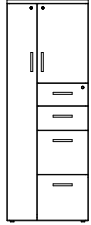
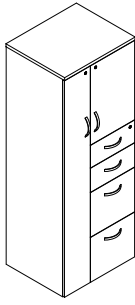


ORDER CODE SAMPLE							
ITEM CODE	WIDTH	DEPTH	HEIGHT	LAMINATE	HAND	LOCK	OPTION
NWCAY	W24	D20	H66	<i>M1</i>	<i>L</i>	<i>LBB</i>	<i>HF CH</i>

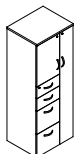
- 3/4" Thick LPL case construction with one inch of leveling
- Includes lock(s)
- Storage with 3/4" thick shelf; right (see chart above)
- Wardrobe with fixed hat shelf and coat rod, left; only 66"H units and taller include hat shelf
- Laminate codes - *M1*: 1" LPL (top only)
- Specify handedness left '*L*' or right '*R*' when ordering

- All standard laminates and metal finishes available
- Specify lock option: BRC standard black '*LBB*', silver '*LBS*'
- Specify coat hook instead of coat rod, add option code '*CH*'
- High pressure door fronts add code '*HF*' and add \$187

- This storage product must be secured or ganged to an additional support structure (eg: wall, adjacent cabinet)



LEFT HAND



RIGHT HAND

Features & Specifications

No Charge Options

Optional Extra



SPECIAL NOTES

OVERALL SIZE			
WIDTH	DEPTH	HEIGHT	PRICE <i>M1</i>
24"	20"	66"	2,127
24"	24"	66"	2,191
24"	20"	72"	2,691
24"	24"	72"	2,754
24"	20"	84"	2,870
24"	24"	84"	2,958
30"	20"	66"	2,374
30"	24"	66"	2,423
30"	20"	72"	3,001
30"	24"	72"	3,074
30"	20"	84"	3,221
30"	24"	84"	3,388
36"	20"	66"	2,731
36"	24"	66"	2,852
36"	20"	72"	3,109
36"	24"	72"	3,231
36"	20"	84"	3,477
36"	24"	84"	3,618

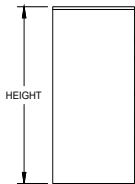
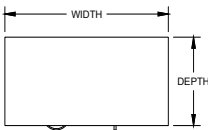

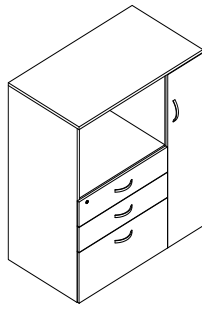


ORDER CODE SAMPLE							
ITEM CODE	WIDTH	DEPTH	HEIGHT	LAMINATE	HAND	LOCK	OPTION
NWPAZ	W24	D20	H66	<i>M1</i>	<i>L</i>	<i>LBB</i>	<i>HF CH</i>

- 3/4" Thick LPL case construction with one inch of leveling
- One pencil tray, file hanging bars and lock(s) included
- Storage with 3/4" thick shelf (see chart above)
- Wardrobe with fixed hat shelf and coat rod; only 66"H units and taller include hat shelf
- Laminate codes - *M1*: 1" LPL (top only)
- Specify handedness left '*L*' or right '*R*' when ordering

- All standard laminate finishes available
- Specify lock option: BRC standard black '*LBB*', silver '*LBS*'
- Specify coat hook instead of coat rod, add option code '*CH*'
- High pressure drawer and door fronts add code '*HF*' and add \$557

- This storage product must be secured or ganged to an additional support structure (eg: wall, adjacent cabinet)



RIGHT HAND SHOWN

OVERALL SIZE				LAMINATE
WIDTH	DEPTH	HEIGHT	SHELVES	PRICE M1
36"	20"	42"	-	3,055
42"	20"	42"	-	3,102
48"	20"	42"	-	3,150
36"	24"	42"	-	3,136
42"	24"	42"	-	3,184
48"	24"	42"	-	3,233
36"	20"	48"	1 ADJUSTABLE	3,145
42"	20"	48"	1 ADJUSTABLE	3,190
48"	20"	48"	1 ADJUSTABLE	3,236
36"	24"	48"	1 ADJUSTABLE	3,227
42"	24"	48"	1 ADJUSTABLE	3,274
48"	24"	48"	1 ADJUSTABLE	3,322
36"	20"	54"	1 ADJUSTABLE	3,389
42"	20"	54"	1 ADJUSTABLE	3,438
48"	20"	54"	1 ADJUSTABLE	3,493
36"	24"	54"	1 ADJUSTABLE	3,453
42"	24"	54"	1 ADJUSTABLE	3,508
48"	24"	54"	1 ADJUSTABLE	3,555
36"	20"	60"	1 ADJUSTABLE	3,470
42"	20"	60"	1 ADJUSTABLE	3,610
48"	20"	60"	1 ADJUSTABLE	3,749
36"	24"	60"	1 ADJUSTABLE	3,556
42"	24"	60"	1 ADJUSTABLE	3,697
48"	24"	60"	1 ADJUSTABLE	3,837



ORDER CODE SAMPLE							
ITEM CODE	WIDTH	DEPTH	HEIGHT	LAMINATE	HAND	LOCK	OPTION
NWSBZ	W24	D20	H60	M1	L	LBB	HF CH

Features & Specifications

- 3/4" Thick LPL case construction with one inch of leveling
- File hanging bars and lock(s) included
- Storage with 3/4" thick shelf (see chart above)
- Wardrobe 12" wide with coat rod; only 66"H units and taller include hat shelf
- Laminate codes - M1: 1" LPL (top only)
- Specify handedness left 'L' or right 'R' when ordering

No Charge Options

- All standard laminate finishes available
- Specify lock option: BRC standard black 'LBB', silver 'LBS'
- Specify coat hook instead of coat rod, add option code 'CH'

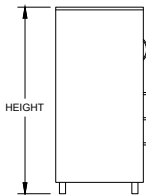
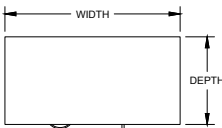

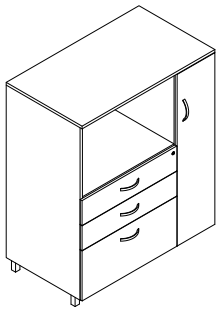
Optional Extra

- High pressure drawer and door fronts add code 'HF' and add \$371



SPECIAL NOTES

- This storage product must be secured or ganged to an additional support structure (eg: wall, adjacent cabinet)



RIGHT HAND SHOWN

OVERALL SIZE				
WIDTH	DEPTH	HEIGHT	SHELVES	PRICE M1
36"	20"	42"	-	3,177
42"	20"	42"	-	3,223
48"	20"	42"	-	3,268
36"	24"	42"	-	3,257
42"	24"	42"	-	3,306
48"	24"	42"	-	3,355
36"	20"	48"	1 ADJUSTABLE	3,265
42"	20"	48"	1 ADJUSTABLE	3,311
48"	20"	48"	1 ADJUSTABLE	3,358
36"	24"	48"	1 ADJUSTABLE	3,347
42"	24"	48"	1 ADJUSTABLE	3,394
48"	24"	48"	1 ADJUSTABLE	3,442
36"	20"	54"	1 ADJUSTABLE	3,510
42"	20"	54"	1 ADJUSTABLE	3,559
48"	20"	54"	1 ADJUSTABLE	3,614
36"	24"	54"	1 ADJUSTABLE	3,574
42"	24"	54"	1 ADJUSTABLE	3,629
48"	24"	54"	1 ADJUSTABLE	3,676
36"	20"	60"	1 ADJUSTABLE	3,590
42"	20"	60"	1 ADJUSTABLE	3,731
48"	20"	60"	1 ADJUSTABLE	3,871
36"	24"	60"	1 ADJUSTABLE	3,677
42"	24"	60"	1 ADJUSTABLE	3,819
48"	24"	60"	1 ADJUSTABLE	3,957

Features & Specifications

No Charge Options

Optional Extra



SPECIAL NOTES



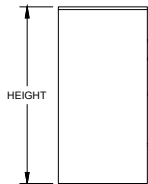
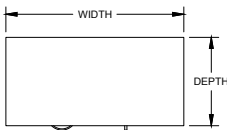
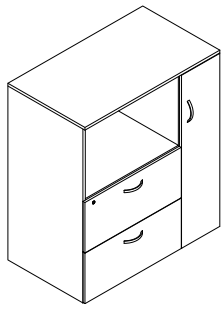
ORDER CODE SAMPLE							
ITEM CODE	WIDTH	DEPTH	HEIGHT	LAMINATE	HAND	LOCK	OPTION
NWSBY	W24	D20	H60	M1	L	LBB	HF CH

- 3/4" Thick LPL case construction with one inch of leveling
- File hanging bars and lock(s) included
- Storage with 3/4" thick shelf (see chart above)
- Wardrobe 12" wide with coat rod
- Laminate codes - M1: 1" LPL (top only)
- Specify handedness left 'L' or right 'R' when ordering

- All standard laminates and metal finishes available
- Specify lock option: BRC standard black 'LBB', silver 'LBS'
- Specify coat hook instead of coat rod, add option code 'CH'
- High pressure drawer and door fronts add code 'HF' and add \$371

- This storage product must be secured or ganged to an additional support structure (eg: wall, adjacent cabinet)





RIGHT HAND SHOWN

OVERALL SIZE				
WIDTH	DEPTH	HEIGHT	SHELVES	PRICE M1
36"	20"	42"	-	3,055
42"	20"	42"	-	3,102
48"	20"	42"	-	3,150
36"	24"	42"	-	3,136
42"	24"	42"	-	3,184
48"	24"	42"	-	3,233
36"	20"	48"	1 ADJUSTABLE	3,145
42"	20"	48"	1 ADJUSTABLE	3,190
48"	20"	48"	1 ADJUSTABLE	3,236
36"	24"	48"	1 ADJUSTABLE	3,227
42"	24"	48"	1 ADJUSTABLE	3,274
48"	24"	48"	1 ADJUSTABLE	3,322
36"	20"	54"	1 ADJUSTABLE	3,389
42"	20"	54"	1 ADJUSTABLE	3,438
48"	20"	54"	1 ADJUSTABLE	3,493
36"	24"	54"	1 ADJUSTABLE	3,453
42"	24"	54"	1 ADJUSTABLE	3,508
48"	24"	54"	1 ADJUSTABLE	3,555
36"	20"	60"	1 ADJUSTABLE	3,470
42"	20"	60"	1 ADJUSTABLE	3,610
48"	20"	60"	1 ADJUSTABLE	3,749
36"	24"	60"	1 ADJUSTABLE	3,556
42"	24"	60"	1 ADJUSTABLE	3,697
48"	24"	60"	1 ADJUSTABLE	3,837



ORDER CODE SAMPLE							
ITEM CODE	WIDTH	DEPTH	HEIGHT	LAMINATE	HAND	LOCK	OPTION
NWSFZ	W24	D20	H60	M1	L	LBB	HF CH

Features & Specifications

No Charge Options

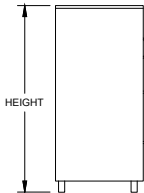
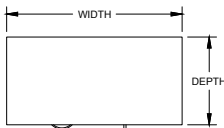
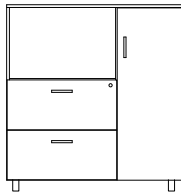
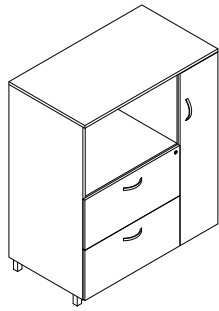
Optional Extra



SPECIAL NOTES

- 3/4" Thick LPL case construction with one inch of leveling
- File hanging bars and lock(s) included
- Storage with 3/4" thick shelf (see chart above)
- Wardrobe 12" wide with fixed hat shelf and coat rod
- Lateral file drawer includes interlock (anti-tilt) system, one drawer opens at a time
- Laminate codes - M1: 1" LPL (top only)
- Specify handedness left 'L' or right 'R' when ordering
- All standard laminate finishes available
- Specify lock option: BRC standard black 'LBB', silver 'LBS'
- Specify coat hook instead of coat rod, add option code 'CH'
- High pressure drawer and door fronts add code 'HF' and add \$278
- This storage product must be secured or ganged to an additional support structure (eg: wall, adjacent cabinet)





RIGHT HAND SHOWN

Features & Specifications

No Charge Options

Optional Extra



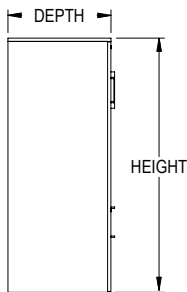

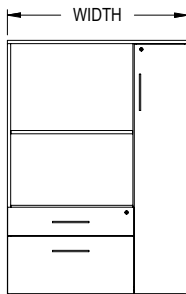

SPECIAL NOTES

OVERALL SIZE				
WIDTH	DEPTH	HEIGHT	SHELVES	PRICE M1
36"	20"	42"	-	3,177
42"	20"	42"	-	3,223
48"	20"	42"	-	3,268
36"	24"	42"	-	3,257
42"	24"	42"	-	3,306
48"	24"	42"	-	3,355
36"	20"	48"	1 ADJUSTABLE	3,265
42"	20"	48"	1 ADJUSTABLE	3,311
48"	20"	48"	1 ADJUSTABLE	3,358
36"	24"	48"	1 ADJUSTABLE	3,347
42"	24"	48"	1 ADJUSTABLE	3,394
48"	24"	48"	1 ADJUSTABLE	3,442
36"	20"	54"	1 ADJUSTABLE	3,510
42"	20"	54"	1 ADJUSTABLE	3,559
48"	20"	54"	1 ADJUSTABLE	3,614
36"	24"	54"	1 ADJUSTABLE	3,574
42"	24"	54"	1 ADJUSTABLE	3,629
48"	24"	54"	1 ADJUSTABLE	3,676
36"	20"	60"	1 ADJUSTABLE	3,590
42"	20"	60"	1 ADJUSTABLE	3,731
48"	20"	60"	1 ADJUSTABLE	3,871
36"	24"	60"	1 ADJUSTABLE	3,677
42"	24"	60"	1 ADJUSTABLE	3,819
48"	24"	60"	1 ADJUSTABLE	3,957



ORDER CODE SAMPLE							
ITEM CODE	WIDTH	DEPTH	HEIGHT	LAMINATE	HAND	LOCK	OPTION
NWSFY	W24	D20	H60	M1	L	LBB	HF CH

- 3/4" Thick LPL case construction with one inch of leveling
- File hanging bars and lock(s) included
- Storage with 3/4" thick shelf (see chart above)
- Wardrobe 12" wide with coat rod
- Lateral file drawer includes interlock (anti-tilt) system, one drawer opens at a time
- Laminate codes - M1: 1" LPL (top only)
- Specify handedness left 'L' or right 'R' when ordering
- All standard laminates and metal finishes available
- Specify lock option: BRC standard black 'LBB', silver 'LBS'
- Specify coat hook instead of coat rod, add option code 'CH'
- High pressure drawer and door fronts add code 'HF' and add \$278
- This storage product must be secured or ganged to an additional support structure (eg: wall, adjacent cabinet)



RIGHT HAND SHOWN

Features & Specifications

No Charge Options

Optional Extra



SPECIAL NOTES

OVERALL SIZE				
WIDTH	DEPTH	HEIGHT	SHELVES	PRICE M1
36"	20"	42"	-	2,795
42"	20"	42"	-	2,847
48"	20"	42"	-	2,959
36"	24"	42"	-	2,842
42"	24"	42"	-	2,903
48"	24"	42"	-	3,020
36"	20"	48"	1 ADJUSTABLE	3,066
42"	20"	48"	1 ADJUSTABLE	3,118
48"	20"	48"	1 ADJUSTABLE	3,237
36"	24"	48"	1 ADJUSTABLE	3,093
42"	24"	48"	1 ADJUSTABLE	3,160
48"	24"	48"	1 ADJUSTABLE	3,278
36"	20"	54"	1 ADJUSTABLE	3,207
42"	20"	54"	1 ADJUSTABLE	3,350
48"	20"	54"	1 ADJUSTABLE	3,557
36"	24"	54"	1 ADJUSTABLE	3,258
42"	24"	54"	1 ADJUSTABLE	3,414
48"	24"	54"	1 ADJUSTABLE	3,622
36"	20"	60"	1 ADJUSTABLE	3,329
42"	20"	60"	1 ADJUSTABLE	3,469
48"	20"	60"	1 ADJUSTABLE	3,680
36"	24"	60"	1 ADJUSTABLE	3,536
42"	24"	60"	1 ADJUSTABLE	3,650
48"	24"	60"	1 ADJUSTABLE	3,858

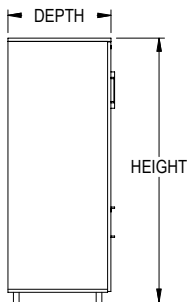
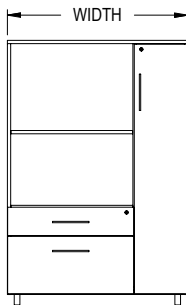



ORDER CODE SAMPLE							
ITEM CODE	WIDTH	DEPTH	HEIGHT	LAMINATE	HAND	LOCK	OPTION
NWLCZ	W36	D20	H60	M1	L	LBB	HF CH

- 3/4" Thick LPL case construction with one inch of leveling
- File hanging bars and lock(s) included
- Storage with 3/4" thick shelf (see chart above)
- Wardrobe 12" wide with coat rod
- Laminate codes - M1: 1" LPL (top only)
- Specify handedness left 'L' or right 'R' when ordering

- All standard laminate finishes available
- Specify lock option: BRC standard black 'LBB', silver 'LBS'
- Specify coat hook instead of coat rod, add option code 'CH'
- High pressure drawer and door fronts add code 'HF' and add \$278

- This storage product must be secured or ganged to an additional support structure (eg: wall, adjacent cabinet)



RIGHT HAND SHOWN

Features & Specifications

No Charge Options

Optional Extra



SPECIAL NOTES

OVERALL SIZE				
WIDTH	DEPTH	HEIGHT	SHELVES	PRICE M1
36"	20"	42"	-	2,915
42"	20"	42"	-	2,966
48"	20"	42"	-	3,079
36"	24"	42"	-	2,962
42"	24"	42"	-	3,024
48"	24"	42"	-	3,141
36"	20"	48"	1 ADJUSTABLE	3,185
42"	20"	48"	1 ADJUSTABLE	3,237
48"	20"	48"	1 ADJUSTABLE	3,359
36"	24"	48"	1 ADJUSTABLE	3,212
42"	24"	48"	1 ADJUSTABLE	3,282
48"	24"	48"	1 ADJUSTABLE	3,398
36"	20"	54"	1 ADJUSTABLE	3,329
42"	20"	54"	1 ADJUSTABLE	3,471
48"	20"	54"	1 ADJUSTABLE	3,679
36"	24"	54"	1 ADJUSTABLE	3,379
42"	24"	54"	1 ADJUSTABLE	3,535
48"	24"	54"	1 ADJUSTABLE	3,742
36"	20"	60"	1 ADJUSTABLE	3,449
42"	20"	60"	1 ADJUSTABLE	3,589
48"	20"	60"	1 ADJUSTABLE	3,799
36"	24"	60"	1 ADJUSTABLE	3,657
42"	24"	60"	1 ADJUSTABLE	3,770
48"	24"	60"	1 ADJUSTABLE	3,978

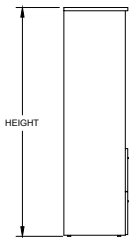
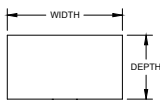
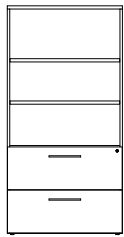



ORDER CODE SAMPLE							
ITEM CODE	WIDTH	DEPTH	HEIGHT	LAMINATE	HAND	LOCK	OPTION
NWLCY	W36	D20	H60	M1	L	LBB	HF CH

- 3/4" Thick LPL case construction with one inch of leveling
- File hanging bars and lock(s) included
- Storage with 3/4" thick shelf (see chart above)
- Wardrobe 12" wide with coat rod
- Laminate codes - M1: 1" LPL (top only)
- Specify handedness left 'L' or right 'R' when ordering

- All standard laminates and metal finishes available
- Specify lock option: BRC standard black 'LBB', silver 'LBS'
- Specify coat hook instead of coat rod, add option code 'CH'
- High pressure drawer and door fronts add code 'HF' and add \$278

- This storage product must be secured or ganged to an additional support structure (eg: wall, adjacent cabinet)



OVERALL SIZE				
WIDTH	DEPTH	HEIGHT	SHELVES	PRICE M1
24"	20"	48"	1 ADJUSTABLE	1,368
30"	20"	48"	1 ADJUSTABLE	1,395
36"	20"	48"	1 ADJUSTABLE	1,452
24"	24"	48"	1 ADJUSTABLE	1,536
30"	24"	48"	1 ADJUSTABLE	1,591
36"	24"	48"	1 ADJUSTABLE	1,666
24"	20"	54"	1 ADJUSTABLE	1,440
30"	20"	54"	1 ADJUSTABLE	1,468
36"	20"	54"	1 ADJUSTABLE	1,528
24"	24"	54"	1 ADJUSTABLE	1,616
30"	24"	54"	1 ADJUSTABLE	1,674
36"	24"	54"	1 ADJUSTABLE	1,753
24"	20"	66"	2 ADJUSTABLE	1,512
30"	20"	66"	2 ADJUSTABLE	1,541
36"	20"	66"	2 ADJUSTABLE	1,604
24"	24"	66"	2 ADJUSTABLE	1,697
30"	24"	66"	2 ADJUSTABLE	1,758
36"	24"	66"	2 ADJUSTABLE	1,842
24"	20"	72"	2 ADJUSTABLE	1,806
30"	20"	72"	2 ADJUSTABLE	1,874
36"	20"	72"	2 ADJUSTABLE	1,966
24"	24"	72"	2 ADJUSTABLE	2,021
30"	24"	72"	2 ADJUSTABLE	2,098
36"	24"	72"	2 ADJUSTABLE	2,206
24"	20"	84"	3 ADJUSTABLE	3,203
30"	20"	84"	3 ADJUSTABLE	3,303
36"	20"	84"	3 ADJUSTABLE	3,466
24"	24"	84"	3 ADJUSTABLE	3,543
30"	24"	84"	3 ADJUSTABLE	3,651
36"	24"	84"	3 ADJUSTABLE	3,841



ORDER CODE SAMPLE						
ITEM CODE	WIDTH	DEPTH	HEIGHT	LAMINATE	LOCK	OPTION
NWLOZ	W30	D20	H66	M1	LBB	HF

Features & Specifications

- 3/4" Thick LPL case construction with one inch of leveling
- File hanging bars and lock(s) included
- Lateral file drawer includes interlock (anti-tilt) system, one drawer opens at a time
- Storage with 3/4" thick shelf (see chart above)
- Laminate codes - M1: 1" LPL (top only)

No Charge Options

- All standard laminate finishes available
- Specify lock option: BRC standard black 'LBB', silver 'LBS'

Optional Extra

- High pressure drawer fronts add code 'HF' and add \$187



SPECIAL NOTES

- This storage product must be secured or ganged to an additional support structure (eg: wall, adjacent cabinet)





OVERALL SIZE				
WIDTH	DEPTH	HEIGHT	SHELVES	PRICE M1
24"	20"	48"	1 ADJUSTABLE	1,495
30"	20"	48"	1 ADJUSTABLE	1,522
36"	20"	48"	1 ADJUSTABLE	1,579
24"	24"	48"	1 ADJUSTABLE	1,662
30"	24"	48"	1 ADJUSTABLE	1,719
36"	24"	48"	1 ADJUSTABLE	1,792
24"	20"	54"	1 ADJUSTABLE	1,573
30"	20"	54"	1 ADJUSTABLE	1,602
36"	20"	54"	1 ADJUSTABLE	1,662
24"	24"	54"	1 ADJUSTABLE	1,749
30"	24"	54"	1 ADJUSTABLE	1,809
36"	24"	54"	1 ADJUSTABLE	1,886
24"	20"	66"	2 ADJUSTABLE	1,643
30"	20"	66"	2 ADJUSTABLE	1,673
36"	20"	66"	2 ADJUSTABLE	1,735
24"	24"	66"	2 ADJUSTABLE	1,826
30"	24"	66"	2 ADJUSTABLE	1,890
36"	24"	66"	2 ADJUSTABLE	1,975
24"	20"	72"	2 ADJUSTABLE	1,939
30"	20"	72"	2 ADJUSTABLE	2,006
36"	20"	72"	2 ADJUSTABLE	2,102
24"	24"	72"	2 ADJUSTABLE	2,153
30"	24"	72"	2 ADJUSTABLE	2,233
36"	24"	72"	2 ADJUSTABLE	2,339
24"	20"	84"	3 ADJUSTABLE	3,335
30"	20"	84"	3 ADJUSTABLE	3,436
36"	20"	84"	3 ADJUSTABLE	3,599
24"	24"	84"	3 ADJUSTABLE	3,677
30"	24"	84"	3 ADJUSTABLE	3,784
36"	24"	84"	3 ADJUSTABLE	3,974



ORDER CODE SAMPLE						
ITEM CODE	WIDTH	DEPTH	HEIGHT	LAMINATE	LOCK	OPTION
NWLOY	W24	D20	H66	M1	LBB	HF

Features & Specifications

- 3/4" Thick LPL case construction with one inch of leveling
- File hanging bars and lock(s) included
- Lateral file drawer includes interlock (anti-tilt) system, one drawer opens at a time
- Storage with 3/4" thick shelf (see chart above)
- Laminate codes - M1: 1" LPL (top only)

No Charge Options

- All standard laminates and metal finishes available
- Specify lock option: BRC standard black 'LBB', silver 'LBS'

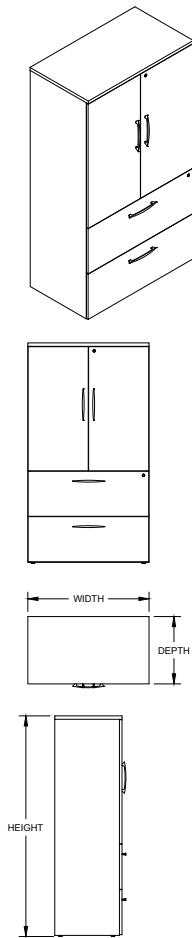
Optional Extra

- High pressure drawer fronts add code 'HF' and add \$187



SPECIAL NOTES

- This storage product must be secured or ganged to an additional support structure (eg: wall, adjacent cabinet)



OVERALL SIZE				
WIDTH	DEPTH	HEIGHT	SHELVES	PRICE M1
24"	20"	48"	1 ADJUSTABLE	1,559
30"	20"	48"	1 ADJUSTABLE	1,589
36"	20"	48"	1 ADJUSTABLE	1,655
24"	24"	48"	1 ADJUSTABLE	1,750
30"	24"	48"	1 ADJUSTABLE	1,816
36"	24"	48"	1 ADJUSTABLE	1,901
24"	20"	54"	1 ADJUSTABLE	1,641
30"	20"	54"	1 ADJUSTABLE	1,672
36"	20"	54"	1 ADJUSTABLE	1,742
24"	24"	54"	1 ADJUSTABLE	1,842
30"	24"	54"	1 ADJUSTABLE	1,911
36"	24"	54"	1 ADJUSTABLE	2,001
24"	20"	66"	2 ADJUSTABLE	1,722
30"	20"	66"	2 ADJUSTABLE	1,757
36"	20"	66"	2 ADJUSTABLE	1,828
24"	24"	66"	2 ADJUSTABLE	1,934
30"	24"	66"	2 ADJUSTABLE	2,005
36"	24"	66"	2 ADJUSTABLE	2,102
24"	20"	72"	2 ADJUSTABLE	2,062
30"	20"	72"	2 ADJUSTABLE	2,141
36"	20"	72"	2 ADJUSTABLE	2,246
24"	24"	72"	2 ADJUSTABLE	2,306
30"	24"	72"	2 ADJUSTABLE	2,399
36"	24"	72"	2 ADJUSTABLE	2,518
24"	20"	84"	3 ADJUSTABLE	3,666
30"	20"	84"	3 ADJUSTABLE	3,781
36"	20"	84"	3 ADJUSTABLE	3,971
24"	24"	84"	3 ADJUSTABLE	4,059
30"	24"	84"	3 ADJUSTABLE	4,184
36"	24"	84"	3 ADJUSTABLE	4,401



ORDER CODE SAMPLE						
ITEM CODE	WIDTH	DEPTH	HEIGHT	LAMINATE	LOCK	OPTION
NWLTZ	W30	D20	H66	M1	LBB	HF

Features & Specifications

- 3/4" Thick LPL case construction with one inch of leveling
- File hanging bars and lock(s) included
- Lateral file drawer includes interlock (anti-tilt) system, one drawer opens at a time
- Storage with 3/4" thick shelf (see chart above)
- Laminate codes - M1: 1" LPL (top only)

No Charge Options

- All standard laminate finishes available
- Specify lock option: BRC standard black 'LBB', silver 'LBS'

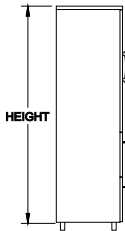
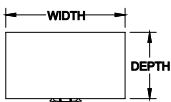
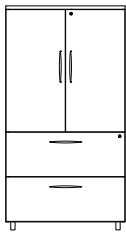
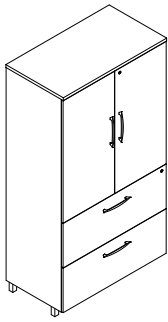
Optional Extra

- High pressure drawer and door fronts add code 'HF' and add \$371



SPECIAL NOTES

- This storage product must be secured or ganged to an additional support structure (eg: wall, adjacent cabinet)



OVERALL SIZE				
WIDTH	DEPTH	HEIGHT	SHELVES	PRICE M1
24"	20"	48"	1 ADJUSTABLE	1,705
30"	20"	48"	1 ADJUSTABLE	1,733
36"	20"	48"	1 ADJUSTABLE	1,802
24"	24"	48"	1 ADJUSTABLE	1,896
30"	24"	48"	1 ADJUSTABLE	1,961
36"	24"	48"	1 ADJUSTABLE	2,048
24"	20"	54"	1 ADJUSTABLE	1,794
30"	20"	54"	1 ADJUSTABLE	1,824
36"	20"	54"	1 ADJUSTABLE	1,896
24"	24"	54"	1 ADJUSTABLE	1,995
30"	24"	54"	1 ADJUSTABLE	2,064
36"	24"	54"	1 ADJUSTABLE	2,155
24"	20"	66"	2 ADJUSTABLE	1,873
30"	20"	66"	2 ADJUSTABLE	1,910
36"	20"	66"	2 ADJUSTABLE	1,983
24"	24"	66"	2 ADJUSTABLE	2,085
30"	24"	66"	2 ADJUSTABLE	2,158
36"	24"	66"	2 ADJUSTABLE	2,257
24"	20"	72"	2 ADJUSTABLE	2,213
30"	20"	72"	2 ADJUSTABLE	2,294
36"	20"	72"	2 ADJUSTABLE	2,403
24"	24"	72"	2 ADJUSTABLE	2,460
30"	24"	72"	2 ADJUSTABLE	2,552
36"	24"	72"	2 ADJUSTABLE	2,672
24"	20"	84"	3 ADJUSTABLE	3,821
30"	20"	84"	3 ADJUSTABLE	3,935
36"	20"	84"	3 ADJUSTABLE	4,122
24"	24"	84"	3 ADJUSTABLE	4,209
30"	24"	84"	3 ADJUSTABLE	4,335
36"	24"	84"	3 ADJUSTABLE	4,555



ORDER CODE SAMPLE						
ITEM CODE	WIDTH	DEPTH	HEIGHT	LAMINATE	LOCK	OPTION
NWLTY	W30	D20	H66	M1	LBB	HF

Features & Specifications

- 3/4" Thick LPL case construction with one inch of leveling
- File hanging bars and lock(s) included
- Lateral file drawer includes interlock (anti-tilt) system, one drawer opens at a time
- Storage with 3/4" thick shelf (see chart above)
- Laminate codes - M1: 1" LPL (top only)

No Charge Options

- All standard laminates and metal finishes available
- Specify lock option: BRC standard black 'LBB', silver 'LBS'

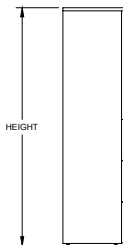


Optional Extra

- High pressure drawer and door fronts add code 'HF' and add \$371



SPECIAL NOTES

- This storage product must be secured or ganged to an additional support structure (eg: wall, adjacent cabinet)



OVERALL SIZE				
WIDTH	DEPTH	HEIGHT	SHELVES	PRICE M1
24"	20"	66"	1 ADJUSTABLE	2,167
30"	20"	66"	1 ADJUSTABLE	2,216
36"	20"	66"	1 ADJUSTABLE	2,319
24"	24"	66"	1 ADJUSTABLE	2,173
30"	24"	66"	1 ADJUSTABLE	2,216
36"	24"	66"	1 ADJUSTABLE	2,389
24"	20"	72"	1 ADJUSTABLE	2,582
30"	20"	72"	1 ADJUSTABLE	2,638
36"	20"	72"	1 ADJUSTABLE	2,864
24"	24"	72"	1 ADJUSTABLE	2,729
30"	24"	72"	1 ADJUSTABLE	2,793
36"	24"	72"	1 ADJUSTABLE	2,933
24"	20"	84"	2 ADJUSTABLE	3,358
30"	20"	84"	2 ADJUSTABLE	3,424
36"	20"	84"	2 ADJUSTABLE	3,428
24"	24"	84"	2 ADJUSTABLE	3,651
30"	24"	84"	2 ADJUSTABLE	3,784
36"	24"	84"	2 ADJUSTABLE	3,789

Features & Specifications



ORDER CODE SAMPLE						
ITEM CODE	WIDTH	DEPTH	HEIGHT	LAMINATE	LOCK	OPTION
NW3OZ	W30	D20	H66	M1	LBB	HF

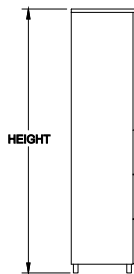
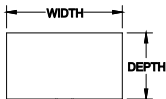
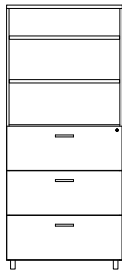
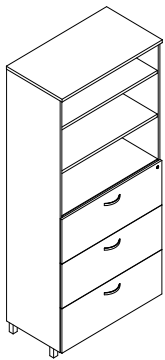
No Charge Options

Optional Extra



SPECIAL NOTES

- 3/4" Thick LPL case construction with one inch of leveling
- File hanging bars and lock(s) included
- Lateral file drawer includes interlock (anti-tilt) system, one drawer opens at a time
- Storage with 3/4" thick shelf (see chart above)
- Laminate codes - M1: 1" LPL (top only)
- All standard laminate finishes available
- Specify lock option: BRC standard black 'LBB', silver 'LBS'
- High pressure drawer fronts add code 'HF' and add \$278
- This storage product must be secured or ganged to an additional support structure (eg: wall, adjacent cabinet)



OVERALL SIZE				
WIDTH	DEPTH	HEIGHT	SHELVES	PRICE M1
24"	20"	66"	1 ADJUSTABLE	2,295
30"	20"	66"	1 ADJUSTABLE	2,344
36"	20"	66"	1 ADJUSTABLE	2,447
24"	24"	66"	1 ADJUSTABLE	2,300
30"	24"	66"	1 ADJUSTABLE	2,344
36"	24"	66"	1 ADJUSTABLE	2,515
24"	20"	72"	1 ADJUSTABLE	2,709
30"	20"	72"	1 ADJUSTABLE	2,766
36"	20"	72"	1 ADJUSTABLE	2,992
24"	24"	72"	1 ADJUSTABLE	2,857
30"	24"	72"	1 ADJUSTABLE	2,920
36"	24"	72"	1 ADJUSTABLE	3,061
24"	20"	84"	2 ADJUSTABLE	3,484
30"	20"	84"	2 ADJUSTABLE	3,551
36"	20"	84"	2 ADJUSTABLE	3,556
24"	24"	84"	2 ADJUSTABLE	3,778
30"	24"	84"	2 ADJUSTABLE	3,911
36"	24"	84"	2 ADJUSTABLE	3,914

Features & Specifications



ORDER CODE SAMPLE						
ITEM CODE	WIDTH	DEPTH	HEIGHT	LAMINATE	LOCK	OPTION
NW3OY	W30	D20	H66	M1	LBB	HF

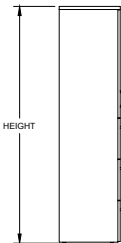
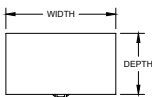
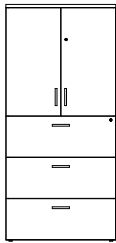
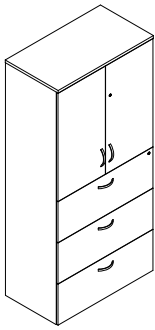
No Charge Options

Optional Extra



SPECIAL NOTES

- 3/4" Thick LPL case construction with one inch of leveling
- File hanging bars and lock(s) included
- Lateral file drawer includes interlock (anti-tilt) system, one drawer opens at a time
- Storage with 3/4" thick shelf (see chart above)
- Laminate codes - M1: 1" LPL (top only)
- All standard laminates and metal finishes available
- Specify lock option: BRC standard black 'LBB', silver 'LBS'
- High pressure drawer fronts add code 'HF' and add \$278
- This storage product must be secured or ganged to an additional support structure (eg: wall, adjacent cabinet)



OVERALL SIZE				
WIDTH	DEPTH	HEIGHT	SHELVES	PRICE M1
24"	20"	66"	1 ADJUSTABLE	2,477
30"	20"	66"	1 ADJUSTABLE	2,532
36"	20"	66"	1 ADJUSTABLE	2,651
24"	24"	66"	1 ADJUSTABLE	2,485
30"	24"	66"	1 ADJUSTABLE	2,532
36"	24"	66"	1 ADJUSTABLE	2,731
24"	20"	72"	1 ADJUSTABLE	2,952
30"	20"	72"	1 ADJUSTABLE	3,015
36"	20"	72"	1 ADJUSTABLE	3,279
24"	24"	72"	1 ADJUSTABLE	3,124
30"	24"	72"	1 ADJUSTABLE	3,197
36"	24"	72"	1 ADJUSTABLE	3,358
24"	20"	84"	2 ADJUSTABLE	3,846
30"	20"	84"	2 ADJUSTABLE	3,922
36"	20"	84"	2 ADJUSTABLE	3,927
24"	24"	84"	2 ADJUSTABLE	4,184
30"	24"	84"	2 ADJUSTABLE	4,335
36"	24"	84"	2 ADJUSTABLE	4,339

Features & Specifications

- 3/4" Thick LPL case construction with one inch of leveling
- File hanging bars and lock(s) included
- Lateral file drawer includes interlock (anti-tilt) system, one drawer opens at a time
- Storage with 3/4" thick shelf (see chart above)
- Laminate codes - M1: 1" LPL (top only)

No Charge Options

- All standard laminate finishes available
- Specify lock option: BRC standard black 'LBB', silver 'LBS'

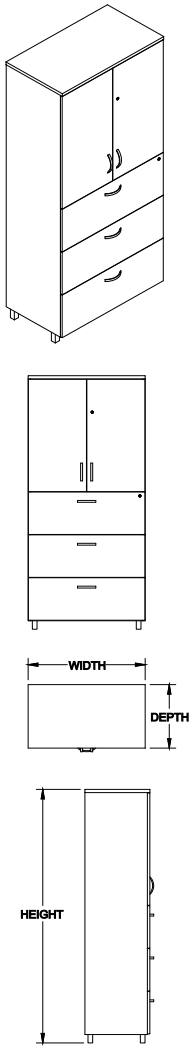
Optional Extra

- High pressure drawer and door fronts add code 'HF' and add \$464



SPECIAL NOTES

- This storage product must be secured or ganged to an additional support structure (eg: wall, adjacent cabinet)



OVERALL SIZE				
WIDTH	DEPTH	HEIGHT	SHELVES	PRICE M1
24"	20"	66"	1 ADJUSTABLE	2,530
30"	20"	66"	1 ADJUSTABLE	2,585
36"	20"	66"	1 ADJUSTABLE	2,700
24"	24"	66"	1 ADJUSTABLE	2,538
30"	24"	66"	1 ADJUSTABLE	2,585
36"	24"	66"	1 ADJUSTABLE	2,779
24"	20"	72"	1 ADJUSTABLE	2,992
30"	20"	72"	1 ADJUSTABLE	3,053
36"	20"	72"	1 ADJUSTABLE	3,309
24"	24"	72"	1 ADJUSTABLE	3,157
30"	24"	72"	1 ADJUSTABLE	3,231
36"	24"	72"	1 ADJUSTABLE	3,386
24"	20"	84"	2 ADJUSTABLE	3,860
30"	20"	84"	2 ADJUSTABLE	3,934
36"	20"	84"	2 ADJUSTABLE	3,939
24"	24"	84"	2 ADJUSTABLE	4,190
30"	24"	84"	2 ADJUSTABLE	4,335
36"	24"	84"	2 ADJUSTABLE	4,339

Features & Specifications



ORDER CODE SAMPLE						
ITEM CODE	WIDTH	DEPTH	HEIGHT	LAMINATE	LOCK	OPTION
NW3CY	W30	D20	H66	M1	LBB	HF

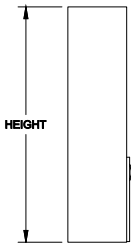
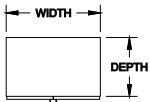
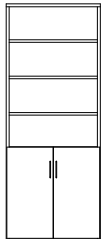
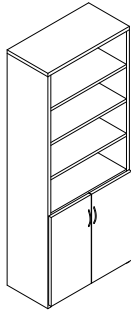
No Charge Options

Optional Extra



SPECIAL NOTES

- 3/4" Thick LPL case construction with one inch of leveling
- File hanging bars and lock(s) included
- Lateral file drawer includes interlock (anti-tilt) system, one drawer opens at a time
- Storage with 3/4" thick shelf (see chart above)
- Laminate codes - M1: 1" LPL (top only)
- All standard laminates and metal finishes available
- Specify lock option: BRC standard black 'LBB', silver 'LBS'
- High pressure drawer and door fronts add code 'HF' and add \$464
- This storage product must be secured or ganged to an additional support structure (eg: wall, adjacent cabinet)



OVERALL SIZE				
WIDTH	DEPTH	HEIGHT	SHELVES	PRICE M1
24"	12"	60"	1 ADJUSTABLE	1,249
24"	12"	66"	2 ADJUSTABLE	1,365
24"	12"	72"	2 ADJUSTABLE	1,479
24"	12"	84"	3 ADJUSTABLE	1,596
24"	15"	60"	1 ADJUSTABLE	1,374
24"	15"	66"	2 ADJUSTABLE	1,487
24"	15"	72"	2 ADJUSTABLE	1,602
24"	15"	84"	3 ADJUSTABLE	1,720
24"	20"	60"	1 ADJUSTABLE	1,586
24"	20"	66"	2 ADJUSTABLE	1,699
24"	20"	72"	2 ADJUSTABLE	1,813
24"	20"	84"	3 ADJUSTABLE	1,929
24"	24"	60"	1 ADJUSTABLE	1,749
24"	24"	66"	2 ADJUSTABLE	1,864
24"	24"	72"	2 ADJUSTABLE	1,977
24"	24"	84"	3 ADJUSTABLE	2,094

Features & Specifications



ORDER CODE SAMPLE						
ITEM CODE	WIDTH	DEPTH	HEIGHT	LAMINATE	LOCK	OPTION
NBCSZ	W24	D20	H66	M1	LBB	HF

- 3/4" Thick LPL case construction with one inch of leveling
- Includes lock(s)
- Storage with 3/4" thick shelf (see chart above)
- Laminate codes - M1: 1" LPL (top only)

No Charge Options

- All standard laminate finishes available
- Specify lock option: BRC standard black 'LBB', silver 'LBS'

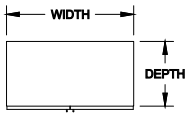
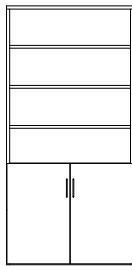
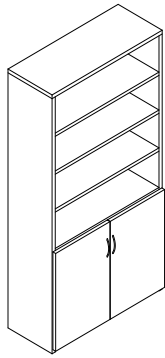
Optional Extra

- High pressure door fronts add code 'HF' and add \$187



SPECIAL NOTES

- This storage product must be secured or ganged to an additional support structure (eg: wall, adjacent cabinet)



OVERALL SIZE				
WIDTH	DEPTH	HEIGHT	SHELVES	PRICE M1
30"	12"	60"	1 ADJUSTABLE	1,365
30"	12"	66"	2 ADJUSTABLE	1,479
30"	12"	72"	2 ADJUSTABLE	1,596
30"	12"	84"	3 ADJUSTABLE	1,709
30"	15"	60"	1 ADJUSTABLE	1,487
30"	15"	66"	2 ADJUSTABLE	1,602
30"	15"	72"	2 ADJUSTABLE	1,720
30"	15"	84"	3 ADJUSTABLE	1,833
30"	20"	60"	1 ADJUSTABLE	1,699
30"	20"	66"	2 ADJUSTABLE	1,813
30"	20"	72"	2 ADJUSTABLE	1,929
30"	20"	84"	3 ADJUSTABLE	2,046
30"	24"	60"	1 ADJUSTABLE	1,864
30"	24"	66"	2 ADJUSTABLE	1,977
30"	24"	72"	2 ADJUSTABLE	2,094
30"	24"	84"	3 ADJUSTABLE	2,209

Features & Specifications

- 3/4" Thick LPL case construction with one inch of leveling
- Includes lock(s)
- Storage with 3/4" thick shelf (see chart above)
- Laminate codes - M1: 1" LPL (top only)

No Charge Options

- All standard laminate finishes available
- Specify lock option: BRC standard black 'LBB', silver 'LBS'

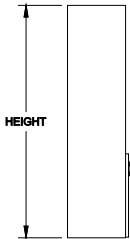
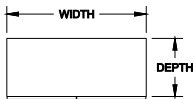
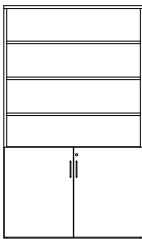
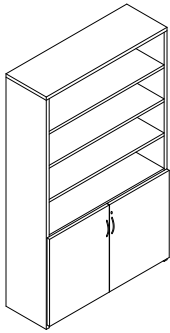
Optional Extra

- High pressure door fronts add code 'HF' and add \$187



SPECIAL NOTES

- This storage product must be secured or ganged to an additional support structure (eg: wall, adjacent cabinet)



OVERALL SIZE				
WIDTH	DEPTH	HEIGHT	SHELVES	PRICE M1
36"	12"	60"	1 ADJUSTABLE	1,479
36"	12"	66"	2 ADJUSTABLE	1,596
36"	12"	72"	2 ADJUSTABLE	1,709
36"	12"	84"	3 ADJUSTABLE	1,824
36"	15"	60"	1 ADJUSTABLE	1,602
36"	15"	66"	2 ADJUSTABLE	1,720
36"	15"	72"	2 ADJUSTABLE	1,833
36"	15"	84"	3 ADJUSTABLE	1,949
36"	20"	60"	1 ADJUSTABLE	1,813
36"	20"	66"	2 ADJUSTABLE	1,929
36"	20"	72"	2 ADJUSTABLE	2,046
36"	20"	84"	3 ADJUSTABLE	2,159
36"	24"	60"	1 ADJUSTABLE	1,977
36"	24"	66"	2 ADJUSTABLE	2,094
36"	24"	72"	2 ADJUSTABLE	2,209
36"	24"	84"	3 ADJUSTABLE	2,324

Features & Specifications

- 3/4" Thick LPL case construction with one inch of leveling
- Includes lock(s)
- Storage with 3/4" thick shelf (see chart above)
- Laminate codes - M1: 1" LPL (top only)

No Charge Options

- All standard laminate finishes available
- Specify lock option: BRC standard black 'LBB', silver 'LBS'

Optional Extra

- High pressure door fronts add code 'HF' and add \$187

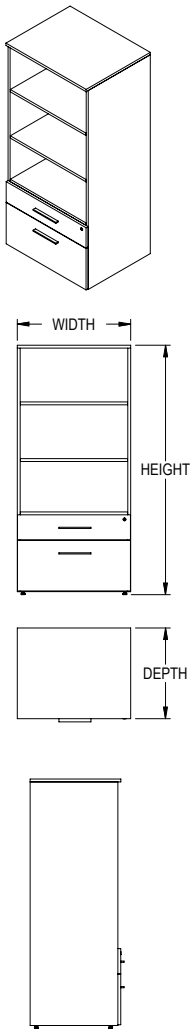


SPECIAL NOTES

- This storage product must be secured or ganged to an additional support structure (eg: wall, adjacent cabinet)



ORDER CODE SAMPLE						
ITEM CODE	WIDTH	DEPTH	HEIGHT	LAMINATE	LOCK	OPTION
NBCSZ	W36	D20	H66	M1	LBB	HF



OVERALL SIZE				
WIDTH	DEPTH	HEIGHT	SHELVES	PRICE M1
24"	20"	60"	1 ADJUSTABLE	1,348
30"	20"	60"	1 ADJUSTABLE	1,377
36"	20"	60"	1 ADJUSTABLE	1,440
24"	24"	60"	1 ADJUSTABLE	1,529
30"	24"	60"	1 ADJUSTABLE	1,594
36"	24"	60"	1 ADJUSTABLE	1,678
24"	20"	66"	2 ADJUSTABLE	1,420
30"	20"	66"	2 ADJUSTABLE	1,453
36"	20"	66"	2 ADJUSTABLE	1,520
24"	24"	66"	2 ADJUSTABLE	1,617
30"	24"	66"	2 ADJUSTABLE	1,681
36"	24"	66"	2 ADJUSTABLE	1,770
24"	20"	72"	2 ADJUSTABLE	1,731
30"	20"	72"	2 ADJUSTABLE	1,803
36"	20"	72"	2 ADJUSTABLE	1,900
24"	24"	72"	2 ADJUSTABLE	1,955
30"	24"	72"	2 ADJUSTABLE	2,037
36"	24"	72"	2 ADJUSTABLE	2,152
24"	20"	84"	3 ADJUSTABLE	3,198
30"	20"	84"	3 ADJUSTABLE	3,303
36"	20"	84"	3 ADJUSTABLE	3,475
24"	24"	84"	3 ADJUSTABLE	3,555
30"	24"	84"	3 ADJUSTABLE	3,668
36"	24"	84"	3 ADJUSTABLE	3,868

Features & Specifications

No Charge Options

Optional Extra



SPECIAL NOTES




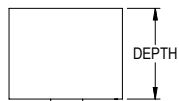
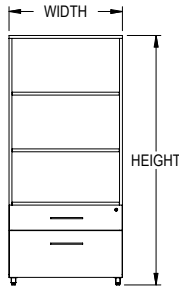
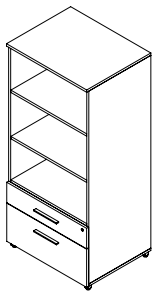
ORDER CODE SAMPLE						
ITEM CODE	WIDTH	DEPTH	HEIGHT	LAMINATE	LOCK	OPTION
NBTEZ	W36	D20	H66	M1	LBB	HF

- 3/4" Thick LPL case construction with one inch of leveling
- File hanging bars and lock(s) included
- Storage with 3/4" thick shelf (see chart above)
- Laminate codes - M1: 1" LPL (top only)

- All standard laminate finishes available
- Specify lock option: BRC standard black 'LBB', silver 'LBS'

- High pressure drawer fronts add code 'HF' and add \$187

- This storage product must be secured or ganged to an additional support structure (eg: wall, adjacent cabinet)



OVERALL SIZE				
WIDTH	DEPTH	HEIGHT	SHELVES	PRICE <i>M1</i>
24"	20"	60"	1 ADJUSTABLE	1,468
30"	20"	60"	1 ADJUSTABLE	1,497
36"	20"	60"	1 ADJUSTABLE	1,561
24"	24"	60"	1 ADJUSTABLE	1,650
30"	24"	60"	1 ADJUSTABLE	1,714
36"	24"	60"	1 ADJUSTABLE	1,798
24"	20"	66"	2 ADJUSTABLE	1,542
30"	20"	66"	2 ADJUSTABLE	1,573
36"	20"	66"	2 ADJUSTABLE	1,642
24"	24"	66"	2 ADJUSTABLE	1,735
30"	24"	66"	2 ADJUSTABLE	1,802
36"	24"	66"	2 ADJUSTABLE	1,890
24"	20"	72"	2 ADJUSTABLE	1,851
30"	20"	72"	2 ADJUSTABLE	1,924
36"	20"	72"	2 ADJUSTABLE	2,021
24"	24"	72"	2 ADJUSTABLE	2,077
30"	24"	72"	2 ADJUSTABLE	2,158
36"	24"	72"	2 ADJUSTABLE	2,270
24"	20"	84"	3 ADJUSTABLE	3,318
30"	20"	84"	3 ADJUSTABLE	3,422
36"	20"	84"	3 ADJUSTABLE	3,595
24"	24"	84"	3 ADJUSTABLE	3,676
30"	24"	84"	3 ADJUSTABLE	3,790
36"	24"	84"	3 ADJUSTABLE	3,988

Features & Specifications



ORDER CODE SAMPLE						
ITEM CODE	WIDTH	DEPTH	HEIGHT	LAMINATE	LOCK	OPTION
NBTEY	W36	D20	H66	<i>M1</i>	<i>LBB</i>	<i>HF</i>

- 3/4" Thick LPL case construction with one inch of leveling
- File hanging bars and lock(s) included
- Storage with 3/4" thick shelf (see chart above)
- Laminate codes - *M1*: 1" LPL (top only)

No Charge Options

- All standard laminates and metal finishes available
- Specify lock option: BRC standard black '*LBB*', silver '*LBS*'



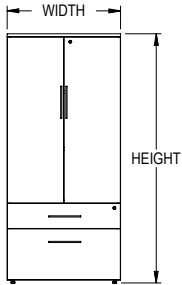
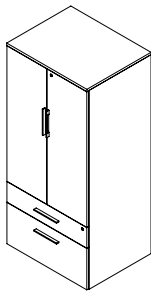
Optional Extra

- High pressure drawer fronts add code '*HF*' and add \$187



SPECIAL NOTES

- This storage product must be secured or ganged to an additional support structure (eg: wall, adjacent cabinet)



OVERALL SIZE				
WIDTH	DEPTH	HEIGHT	SHELVES	PRICE M1
24"	20"	60"	1 ADJUSTABLE	1,556
30"	20"	60"	1 ADJUSTABLE	1,591
36"	20"	60"	1 ADJUSTABLE	1,663
24"	24"	60"	1 ADJUSTABLE	1,770
30"	24"	60"	1 ADJUSTABLE	1,841
36"	24"	60"	1 ADJUSTABLE	1,936
24"	20"	66"	2 ADJUSTABLE	1,643
30"	20"	66"	2 ADJUSTABLE	1,680
36"	20"	66"	2 ADJUSTABLE	1,753
24"	24"	66"	2 ADJUSTABLE	1,864
30"	24"	66"	2 ADJUSTABLE	1,941
36"	24"	66"	2 ADJUSTABLE	2,041
24"	20"	72"	2 ADJUSTABLE	2,001
30"	20"	72"	2 ADJUSTABLE	2,083
36"	20"	72"	2 ADJUSTABLE	2,194
24"	24"	72"	2 ADJUSTABLE	2,257
30"	24"	72"	2 ADJUSTABLE	2,356
36"	24"	72"	2 ADJUSTABLE	2,480
24"	20"	84"	3 ADJUSTABLE	3,685
30"	20"	84"	3 ADJUSTABLE	3,804
36"	20"	84"	3 ADJUSTABLE	4,003
24"	24"	84"	3 ADJUSTABLE	4,098
30"	24"	84"	3 ADJUSTABLE	4,228
36"	24"	84"	3 ADJUSTABLE	4,456

Features & Specifications

No Charge Options

Optional Extra



SPECIAL NOTES



ORDER CODE SAMPLE						
ITEM CODE	WIDTH	DEPTH	HEIGHT	LAMINATE	LOCK	OPTION
NBTBZ	W36	D20	H66	M1	LBB	HF


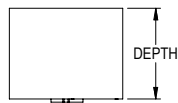
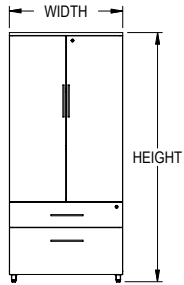
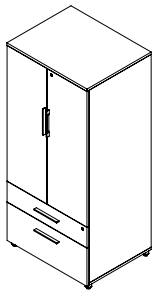
- 3/4" Thick LPL case construction with one inch of leveling
- File hanging bars and lock(s) included
- Storage with 3/4" thick shelf (see chart above)
- Laminate codes - M1: 1" LPL (top only)

- All standard laminate finishes available
- Specify lock option: BRC standard black 'LBB', silver 'LBS'

- High pressure drawer and door fronts add code 'HF' and add \$371

- This storage product must be secured or ganged to an additional support structure (eg: wall, adjacent cabinet)





OVERALL SIZE				
WIDTH	DEPTH	HEIGHT	SHELVES	PRICE M1
24"	20"	60"	1 ADJUSTABLE	1,678
30"	20"	60"	1 ADJUSTABLE	1,710
36"	20"	60"	1 ADJUSTABLE	1,784
24"	24"	60"	1 ADJUSTABLE	1,890
30"	24"	60"	1 ADJUSTABLE	1,962
36"	24"	60"	1 ADJUSTABLE	2,056
24"	20"	66"	2 ADJUSTABLE	1,762
30"	20"	66"	2 ADJUSTABLE	1,801
36"	20"	66"	2 ADJUSTABLE	1,874
24"	24"	66"	2 ADJUSTABLE	1,985
30"	24"	66"	2 ADJUSTABLE	2,062
36"	24"	66"	2 ADJUSTABLE	2,161
24"	20"	72"	2 ADJUSTABLE	2,122
30"	20"	72"	2 ADJUSTABLE	2,205
36"	20"	72"	2 ADJUSTABLE	2,315
24"	24"	72"	2 ADJUSTABLE	2,377
30"	24"	72"	2 ADJUSTABLE	2,476
36"	24"	72"	2 ADJUSTABLE	2,600
24"	20"	84"	3 ADJUSTABLE	3,804
30"	20"	84"	3 ADJUSTABLE	3,925
36"	20"	84"	3 ADJUSTABLE	4,124
24"	24"	84"	3 ADJUSTABLE	4,218
30"	24"	84"	3 ADJUSTABLE	4,349
36"	24"	84"	3 ADJUSTABLE	4,576

Features & Specifications



ORDER CODE SAMPLE						
ITEM CODE	WIDTH	DEPTH	HEIGHT	LAMINATE	LOCK	OPTION
NBTBY	W36	D20	H66	M1	LBB	HF

- 3/4" Thick LPL case construction with one inch of leveling
- File hanging bars and lock(s) included
- Storage with 3/4" thick shelf (see chart above)
- Laminate codes - M1: 1" LPL (top only)

No Charge Options

- All standard laminates and metal finishes available
- Specify lock option: BRC standard black 'LBB', silver 'LBS'

Optional Extra

- High pressure drawer and door fronts add code 'HF' and add \$371



SPECIAL NOTES

- This storage product must be secured or ganged to an additional support structure (eg: wall, adjacent cabinet)

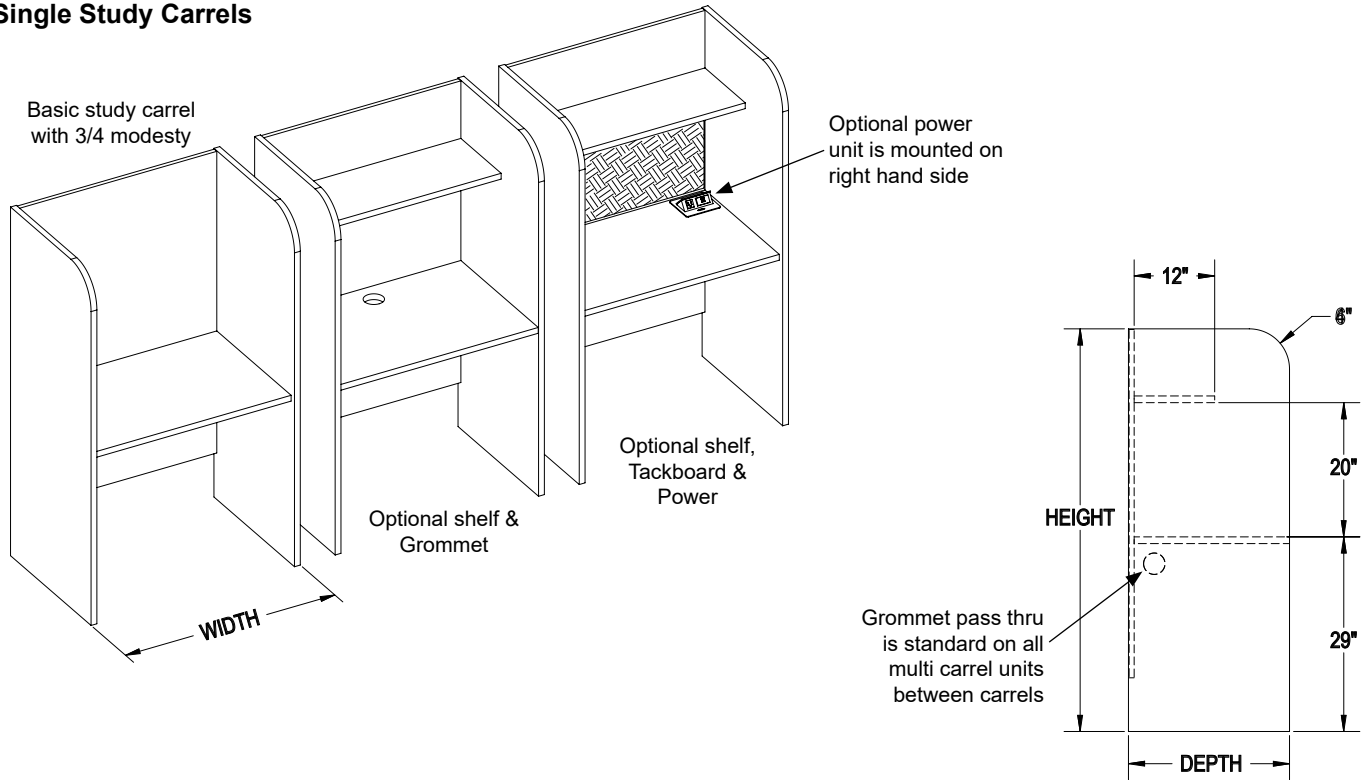


# Study Carrels

## Summary

Created for education applications, BRC's study carrels can also be used in office and healthcare environments. Available with shelf, tackboard and power options, the study carrels can be configured to suit any environment. Use this page to assist with configuration and application.

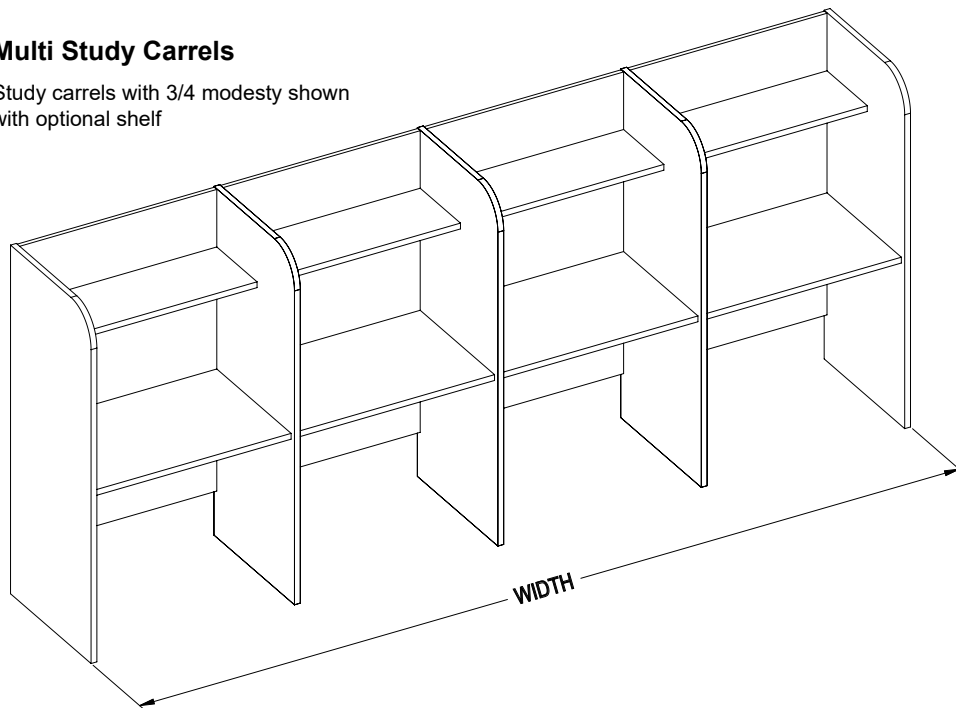
## Single Study Carrels



Dimensions apply to both single and multi unit carrels

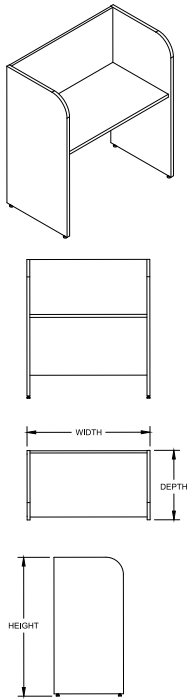
## Multi Study Carrels

Study carrels with 3/4 modesty shown with optional shelf



## Multi Unit Specs:

- Multi unit carrels share the side gable in between carrels
- Options apply to all carrels, for instance, if CG is specified, all carrels will have a center grommet
- Undersurface grommet pass thru is included by default between the carrels but not on the ends
- When the default power option is specified:
  - The study carrels ship with BRC's product AT1FE (flip up 1 power & 2 USB ports)
  - The power module is always mounted on the right hand side at the back by default
  - Power modules are not gangable; installers must use extension cords if ganging is required



OVERALL SIZE			LAMINATE		FABRIC OPTION ADD ON			
WIDTH	DEPTH	HEIGHT	PRICE M1	PRICE H1	GRADE 0 (G0)	GRADE 1 (G1)	GRADE 2 (G2)	GRADE 3 (G3)
30"	24"	48"	1,348	2,582	+\$210	+\$297	+\$330	+\$341
36"	24"	48"	1,378	2,616				
42"	24"	48"	1,411	2,646				
30"	30"	48"	1,435	2,750				
36"	30"	48"	1,465	2,783				
42"	30"	48"	1,505	2,824				
30"	24"	60"	1,505	2,824				
36"	24"	60"	1,538	2,857				
42"	24"	60"	1,568	2,889				
30"	30"	60"	1,592	2,993				
36"	30"	60"	1,622	1,872				
42"	30"	60"	1,670	1,904				

Features & Specifications



ORDER CODE SAMPLE					
ITEM CODE	WIDTH	DEPTH	HEIGHT	LAMINATE	OPTION
NQ1SN	W30	D24	H48	M1	FM SH PW

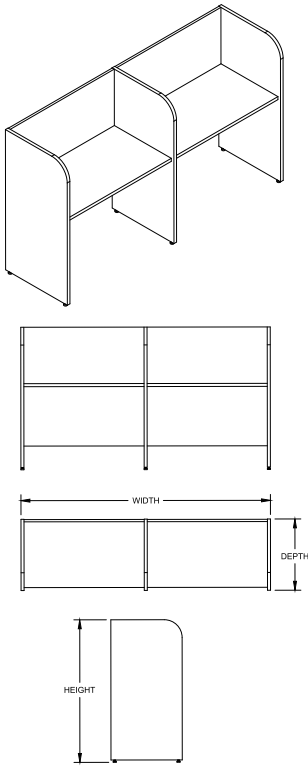
- 1" thick LPL gables and 3/4" thick LPL modesty with 1" leveling
- 3/4 Flush modesty (SM) is standard
- Corner radius on upper front of gable is 4"
- Worksurface height is 29"
- Laminate codes - M1: 1" LPL, H1: 1" HPL (worksurface only)

No Charge Options

- All standard laminate finishes available
- Full modesty panel 'FM'

Optional Extra

- 3" Grommet (AG30A) add code(s) 'GL', 'GC' and/or 'GR', add \$76 per grommet
- Overhead shelf 'SH' add \$89
- Tackboard, add option code 'G0' for Grade 0, 'G1' for Grade 1, 'G2' for Grade 2, 'G3' for Grade 3
- Power module (1 outlet, 2 USB), add code 'PW' and \$494



OVERALL SIZE			LAMINATE		FABRIC OPTION ADD ON			
WIDTH	DEPTH	HEIGHT	PRICE M1	PRICE H1	GRADE 0 (G0)	GRADE 1 (G1)	GRADE 2 (G2)	GRADE 3 (G3)
60"	24"	48"	2,531	2,728	+\$388	+\$548	+\$609	+\$630
72"	24"	48"	2,563	2,793				
84"	24"	48"	2,595	2,840				
60"	30"	48"	2,698	2,969				
72"	30"	48"	2,729	3,001				
84"	30"	48"	2,770	3,034				
60"	24"	60"	2,770	2,969				
72"	24"	60"	2,801	3,017				
84"	24"	60"	2,832	3,081				
60"	30"	60"	2,934	3,211				
72"	30"	60"	2,966	3,243				
84"	30"	60"	3,013	3,277				

Features & Specifications

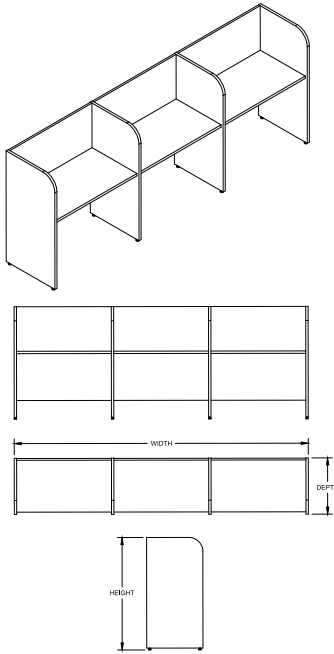
No Charge Options

Optional Extra



ORDER CODE SAMPLE					
ITEM CODE	WIDTH	DEPTH	HEIGHT	LAMINATE	OPTION
NQ2SN	W60	D24	H48	M1	FM SH TK

- 1" thick LPL gables and 3/4" thick LPL modesty with 1" leveling
- 3/4 Flush modesty (SM) is standard
- Corner radius on upper front of gable is 4"
- All inside gables include wire pass at back under the worksurface
- Worksurface height is 29"
- Laminate codes - M1: 1" LPL, H1: 1" HPL (worksurface only)
- All standard laminate finishes available
- Full modesty panel 'FM'
- 3" Grommet (AG30A) add code(s) 'GL', 'GC' and/or 'GR', add \$76 per grommet
- Overhead shelf 'SH' add \$178
- Tackboard, add option code 'G0' for Grade 0, 'G1' for Grade 1, 'G2' for Grade 2, 'G3' for Grade 3
- Power module (1 outlet, 2 USB), add code 'PW' and \$988



OVERALL SIZE			LAMINATE		FABRIC OPTION ADD ON			
WIDTH	DEPTH	HEIGHT	PRICE M1	PRICE H1	GRADE 0 (G0)	GRADE 1 (G1)	GRADE 2 (G2)	GRADE 3 (G3)
90"	24"	48"	3,717	3,937	+\$562	+\$799	+\$890	+\$917
108"	24"	48"	3,748	3,985				
126"	24"	48"	3,783	4,051				
90"	30"	48"	3,962	4,258				
108"	30"	48"	3,994	4,290				
126"	30"	48"	4,034	4,324				
90"	24"	60"	4,034	4,258				
108"	24"	60"	4,065	4,307				
126"	24"	60"	4,098	4,373				
90"	30"	60"	4,278	4,583				
108"	30"	60"	4,308	4,614				
126"	30"	60"	4,358	4,647				

Features & Specifications

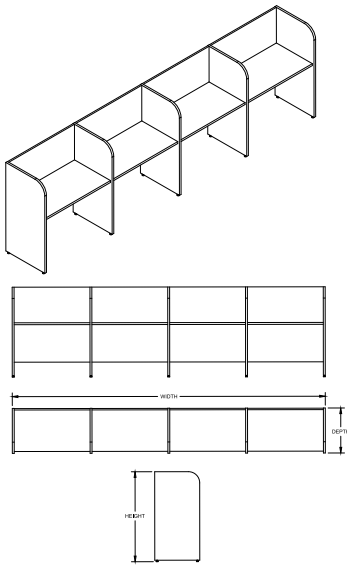
No Charge Options

Optional Extra



ORDER CODE SAMPLE					
ITEM CODE	WIDTH	DEPTH	HEIGHT	LAMINATE	OPTION
NQ3SN	W90	D24	H48	M1	FM SH PW

- 1" thick LPL gables and 3/4" thick LPL modesty with 1" leveling
- 3/4 Flush modesty (SM) is standard
- Corner radius on upper front of gable is 4"
- All inside gables include wire pass at back under the worksurface
- Worksurface height is 29"
- Laminate codes - M1: 1" LPL, H1: 1" HPL (worksurface only)
- All standard laminate finishes available
- Full modesty panel 'FM'
- 3" Grommet (AG30A) add code(s) 'GL', 'GC' and/or 'GR', add \$76 per grommet
- Overhead shelf 'SH' add \$267
- Tackboard, add option code 'G0' for Grade 0, 'G1' for Grade 1, 'G2' for Grade 2, 'G3' for Grade 3
- Power module (1 outlet, 2 USB), add code 'PW' and \$1,370



OVERALL SIZE			LAMINATE		FABRIC OPTION ADD ON			
WIDTH	DEPTH	HEIGHT	PRICE M1	PRICE H1	GRADE 0 (G0)	GRADE 1 (G1)	GRADE 2 (G2)	GRADE 3 (G3)
120"	24"	48"	3,548	4,840	+\$739	+\$1,049	+\$1,168	+\$1,206
144"	24"	48"	4,936	5,193				
168"	24"	48"	4,967	5,259				
120"	30"	48"	5,226	5,548				
144"	30"	48"	5,259	5,582				
168"	30"	48"	5,300	5,613				
120"	24"	60"	5,300	5,548				
144"	24"	60"	5,330	5,501				
168"	24"	60"	5,361	5,663				
120"	30"	60"	5,623	5,955				
144"	30"	60"	5,654	5,986				
168"	30"	60"	5,700	6,018				

Features & Specifications

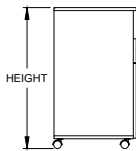
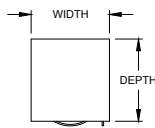
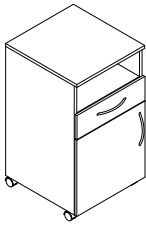
No Charge Options

Optional Extra



ORDER CODE SAMPLE					
ITEM CODE	WIDTH	DEPTH	HEIGHT	LAMINATE	OPTION
NQ4SN	W120	D24	H48	M1	FM SH PW

- Gables are 1" thick LPL and modesty is 3/4" thick LPL construction with one inch of leveling
- 3/4 Flush modesty (SM) is standard
- Corner radius on upper front of gable is 4"
- All inside gables include wire pass at back under the worksurface
- Worksurface height is 29"
- Laminate codes - M1: 1" LPL, H1: 1" HPL (worksurface only)
- All standard laminate finishes available
- Full modesty panel 'FM'
- 3" Grommet (AG30A) add code(s) 'GL', 'GC' and/or 'GR', add \$76 per grommet
- Overhead shelf 'SH' add \$355
- Tackboard, add option code 'G0' for Grade 0, 'G1' for Grade 1, 'G2' for Grade 2, 'G3' for Grade 3
- Power module (1 outlet, 2 USB), add code 'PW' and \$1,975



OVERALL SIZE			LAMINATE	
WIDTH	DEPTH	HEIGHT	PRICE <i>M1</i>	PRICE <i>H1</i>
15.75"	21"	36"	952	1,175

Features & Specifications

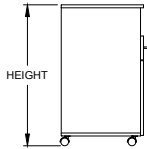
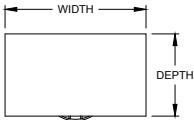
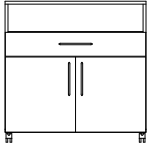
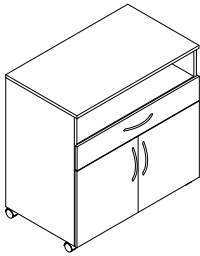


ORDER CODE SAMPLE							
ITEM CODE	WIDTH	DEPTH	HEIGHT	LAMINATE	HAND	LOCK	OPTION
NGSCM	W15.75	D21	H36	<i>M1</i>	<i>HL</i>	<i>LBB</i>	<i>HF</i>

No Charge Options

Optional Extra

- 3/4" Thick LPL case construction
- One pencil tray included
- Includes lock(s)
- Laminate codes - *M1*: 1" LPL, *H1*: 1" HPL (top only)
- Specify handedness hinged left '*HL*' or hinged right '*HR*' when ordering
- All standard laminate finishes available
- Specify lock option: BRC standard black '*LBB*', silver '*LBS*'
- High pressure drawer and door fronts add code '*HF*' and add \$187



OVERALL SIZE			LAMINATE	
WIDTH	DEPTH	HEIGHT	PRICE <i>M1</i>	PRICE <i>H1</i>
24"	21"	36"	1,601	1,828
30"	21"	36"	1,841	2,102
36"	21"	36"	2,115	2,416



ORDER CODE SAMPLE						
ITEM CODE	WIDTH	DEPTH	HEIGHT	LAMINATE	LOCK	OPTION
NGSWM	W30	D21	H36	<i>M1</i>	<i>LBB</i>	<i>HF</i>

Features & Specifications

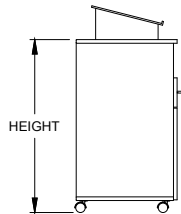
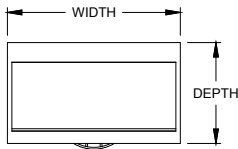
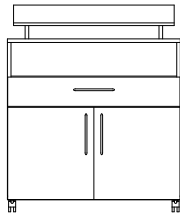
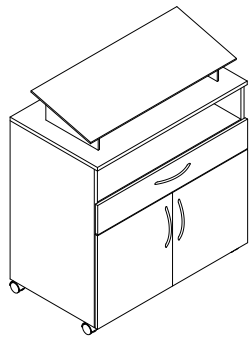
- 3/4" Thick LPL case construction
- Includes lock(s)
- Laminate codes - *M1*: 1" LPL, *H1*: 1" HPL (top only)

No Charge Options

- All standard laminate finishes available
- Specify lock option: BRC standard black '*LBB*', silver '*LBS*'

Optional Extra

- High pressure drawer and door fronts add code '*HF*' and add \$278



OVERALL SIZE			LAMINATE	
WIDTH	DEPTH	HEIGHT	PRICE <i>M1</i>	PRICE <i>H1</i>
30"	21"	30"	2,254	2,264
36"	21"	36"	2,811	3,039



ORDER CODE SAMPLE						
ITEM CODE	WIDTH	DEPTH	HEIGHT	LAMINATE	LOCK	OPTION
NGSLM	W30	D21	H30	<i>M1</i>	<i>LBB</i>	<i>HF</i>

Features & Specifications

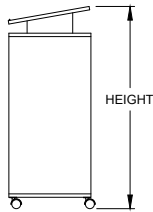
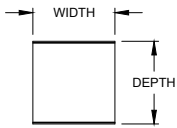

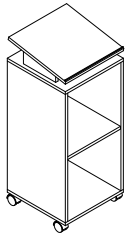
- 3/4" Thick LPL case construction
- Includes lock(s)
- Removable angled lectern shelf included; stores inside cabinet
- Angled shelf adds 8" to overall height
- Laminate codes - *M1*: 1" LPL, *H1*: 1" HPL (lectern & case)

No Charge Options

- All standard laminate finishes available
- Specify lock option: BRC standard black '*LBB*', silver '*LBS*'

Optional Extra

- High pressure drawer and door fronts add code '*HF*' and add \$278



OVERALL SIZE			LAMINATE	
WIDTH	DEPTH	HEIGHT	PRICE <i>M1</i>	PRICE <i>H1</i>
18"	18"	44"	1,415	2,267

Features & Specifications

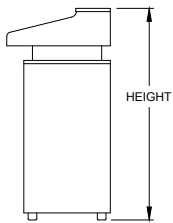
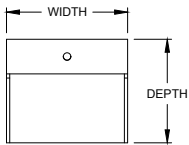
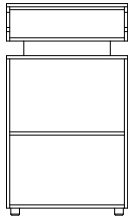
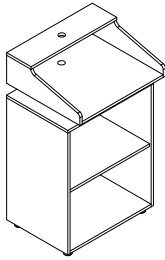
No Charge Options



ORDER CODE SAMPLE				
ITEM CODE	WIDTH	DEPTH	HEIGHT	LAMINATE
NGLCM	W18	D18	H44	<i>M1</i>

- 3/4" Thick LPL case construction
- One 3/4" thick fixed shelf in storage space
- Laminate codes - *M1*: 1" LPL, *H1*: 1" HPL (top only)

- All standard laminate finishes available



OVERALL SIZE			LAMINATE	
WIDTH	DEPTH	HEIGHT	PRICE <i>M1</i>	PRICE <i>H1</i>
28"	24"	49"	2,377	3,963

Features & Specifications

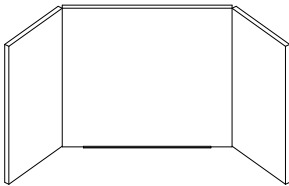
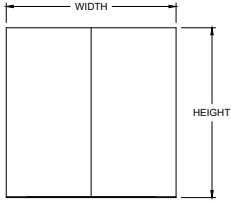
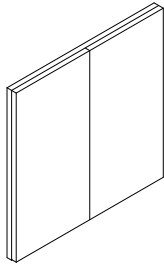
No Charge Options



ORDER CODE SAMPLE				
ITEM CODE	WIDTH	DEPTH	HEIGHT	LAMINATE
NGLTZ	W28	D24	H49	<i>M1</i>

- 3/4" Thick LPL case construction with one inch of leveling
- Two 3/4" thick adjustable shelves in storage space
- Laminate codes - *M1*: 1" LPL, *H1*: 1" HPL (top only)

- All standard laminate finishes available



OVERALL SIZE				FABRIC			
WIDTH	HEIGHT	REGULAR SURFACE <i>R</i>	MAGNETIC SURFACE <i>M</i>	<i>G0</i>	<i>G1,2,3</i>	<i>G4</i>	<i>G5</i>
36"	36"	2,122	5,550	+0	+95	+144	+211
42"	42"	2,225	5,752	+0	+102	+158	+239
48"	48"	2,337	5,973	+0	+109	+173	+269



ORDER CODE SAMPLE				
ITEM CODE	WIDTH	HEIGHT	SURFACE	OPTION
NVBCN	W36	H36	<i>R</i>	<i>G1</i>

Features & Specifications

- 3/4" Thick LPL case construction
- Left door, tackboard; center, whiteboard & marker tray; right door, flip chart
- Regular non-magnetic surface '*R*' is standard
- Dry erase markers and eraser included with grey plastic marker tray
- French cleats included for wall mounting

No Charge Options


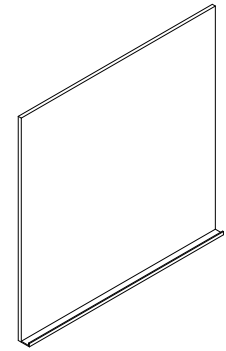
Optional Extra

- All standard laminate finishes available
- List price includes COM fabric only
- To specify BRC standard fabric, add code and price: Grade 1 '*G1*', Grade 2 '*G2*' or Grade 3 '*G3*'. Refer to the fabric specification page at the front of this book for further details
- Magnetic Front Surface '*M*', see chart for pricing



SPECIAL NOTES

- BRC Does not warranty material, construction or labour on materials that are not supplied by BRC.
- This product must be secured to the inner wall structure. Securing to metal wall studs is not advised unless additional support has been added.



OVERALL SIZE			
WIDTH	HEIGHT	REGULAR SURFACE <i>R</i>	MAGNETIC SURFACE <i>M</i>
36"	36"	1,624	4,580
42"	42"	1,682	4,692
48"	48"	1,735	4,795

Features & Specifications



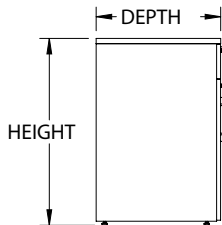
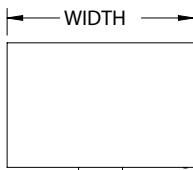
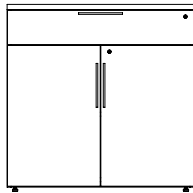
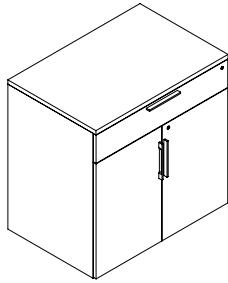
ORDER CODE SAMPLE			
ITEM CODE	WIDTH	HEIGHT	SURFACE
NWBN	W36	H36	<i>M</i>

Optional Extra



SPECIAL NOTES

- 3/4" Thick LPL case construction
- Regular non-magnetic surface '*R*' is standard
- Dry erase markers and eraser included with grey plastic marker tray
- French cleats included for wall mounting
- Magnetic Surface '*M*', see chart for pricing
- Wall cleats must be secured to wood studs; metal studs not recommended without additional support



OVERALL SIZE			LAMINATE	
WIDTH	DEPTH	HEIGHT	PRICE M1	PRICE H1
30"	20"	36"	1,841	2,152
30"	24"	36"	1,919	2,225
36"	20"	36"	1,926	2,233
36"	24"	36"	2,001	2,306

Features & Specifications



ORDER CODE SAMPLE						
ITEM CODE	WIDTH	DEPTH	HEIGHT	LAMINATE	LOCK	OPTION
NGCCZ	W30	D20	H36	M1	LBB	HF

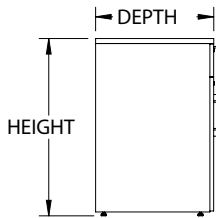
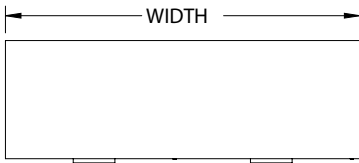
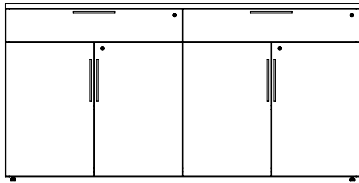
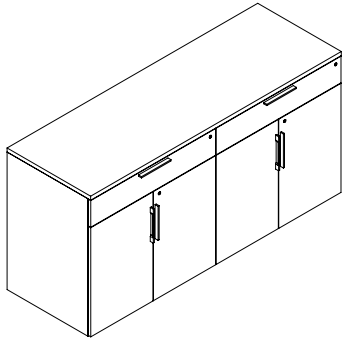
- 3/4" Thick LPL case construction with one inch of leveling
- Includes lock(s)
- One 3/4" thick adjustable shelf in storage space
- Laminate codes - M1: 1" LPL, H1: 1" HPL (top only)

No Charge Options

- All standard laminate finishes available
- Specify lock option: BRC standard black 'LBB', silver 'LBS'

Optional Extra

- High pressure drawer and door fronts add code 'HF' and add \$278



OVERALL SIZE			LAMINATE	
WIDTH	DEPTH	HEIGHT	PRICE M1	PRICE H1
60"	20"	36"	3,574	3,856
60"	24"	36"	3,619	3,901
72"	20"	36"	3,738	4,021
72"	24"	36"	3,796	4,080



ORDER CODE SAMPLE						
ITEM CODE	WIDTH	DEPTH	HEIGHT	LAMINATE	LOCK	OPTION
NGCLZ	W60	D20	H36	M1	LBB	HF

Features & Specifications

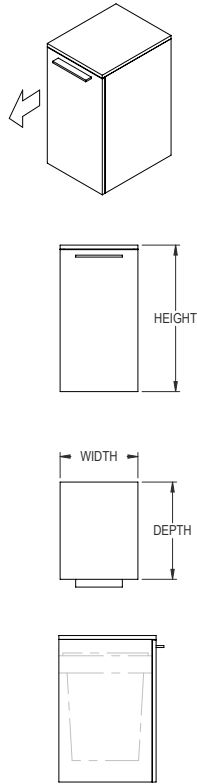
- 3/4" Thick LPL case construction with one inch of leveling
- Includes lock(s)
- One 3/4" thick adjustable shelf per storage space
- Laminate codes - M1: 1" LPL, H1: 1" HPL (top only)
- Drawers are reinforced on serving credenzas

No Charge Options

- All standard laminate finishes available
- Specify lock option: BRC standard black 'LBB', silver 'LBS'

Optional Extra

- High pressure drawer and door fronts add code 'HF' and add \$557



OVERALL SIZE				LAMINATE	
WIDTH	DEPTH	HEIGHT	BIN VOLUME	PRICE M1	PRICE H1
15	18.75	22.25	7 Gal	902	1,001
15	24	22.25	7 Gal	954	1,053
24	18.75	22.25	7 Gal	1,005	1,104
24	24	22.25	7 Gal	1,057	1,156
15	24	29	10 Gal	1,005	1,104
24	18.75	29	10 Gal	1,057	1,156
24	24	29	10 Gal	1,109	1,208



ORDER CODE SAMPLE					
ITEM CODE	WIDTH	DEPTH	HEIGHT	LAMINATE	OPTION
NN1PZ	W15	D24	H22.25	M1	HF

Features & Specifications

- 3/4" Thick LPL case construction with one inch of leveling
- Product does not include lock or decals
- Includes removable waste bin(s), grey or blue color option, refer to size chart for bin volume
- Laminate codes - M1: 1" LPL, H1: 1" HPL (top only)

No Charge Options

- All standard laminate finishes available

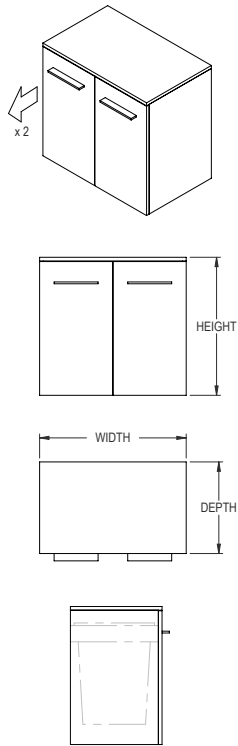
Optional Extra

- High pressure drawer front add code 'HF' and add \$94
- Add option code 'SN' and \$65 per each sign required; Indicate signage term and/or symbol at time of order; signage applied at time of installation



SPECIAL NOTES

- This storage product must be secured or ganged to an additional support structure (eg: wall, adjacent cabinet)



OVERALL SIZE				LAMINATE	
WIDTH	DEPTH	HEIGHT	BIN VOLUME	PRICE M1	PRICE H1
30	18.75	22.25	7 Gal	1,904	2,003
30	24	22.25	7 Gal	1,956	2,055
30	30	22.25	7 Gal	2,054	2,158
36	18.75	22.25	7 Gal	1,956	2,055
36	24	22.25	7 Gal	2,008	2,107
36	30	22.25	7 Gal	2,109	2,213
42	18.75	22.25	7 Gal	2,008	2,107
42	24	22.25	7 Gal	2,062	2,159
42	30	22.25	7 Gal	2,166	2,267
48	18.75	22.25	7 Gal	2,104	2,203
48	24	22.25	7 Gal	2,210	2,313
48	30	22.25	7 Gal	2,255	2,360
30	18.75	29	10 Gal	2,008	2,107
30	24	29	10 Gal	2,008	2,107
30	30	29	10 Gal	2,109	2,213
36	18.75	29	10 Gal	2,062	2,159
36	24	29	10 Gal	2,114	2,212
36	30	29	10 Gal	2,220	2,323
42	18.75	29	10 Gal	2,166	2,264
42	24	29	10 Gal	2,218	2,316
42	30	29	10 Gal	2,263	2,363
48	18.75	29	10 Gal	2,210	2,310
48	24	29	10 Gal	2,263	2,363
48	30	29	10 Gal	2,309	2,411
30	18.75	42	10 Gal	2,008	2,107
30	24	42	10 Gal	2,008	2,107
30	30	42	10 Gal	2,109	2,213
36	18.75	42	10 Gal	2,062	2,159
36	24	42	10 Gal	2,114	2,212
36	30	42	10 Gal	2,220	2,323
42	18.75	42	10 Gal	2,166	2,264
42	24	42	10 Gal	2,218	2,316
42	30	42	10 Gal	2,263	2,363
48	18.75	42	10 Gal	2,210	2,310
48	24	42	10 Gal	2,263	2,363
48	30	42	10 Gal	2,309	2,411



ORDER CODE SAMPLE					
ITEM CODE	WIDTH	DEPTH	HEIGHT	LAMINATE	OPTION
NN2PZ	W30	D24	H22.25	M1	HF

Features & Specifications

- 3/4" Thick LPL case construction with one inch of leveling
- Product does not include lock or decals
- Includes removable waste bin(s), grey or blue color option, refer to size chart for bin volume
- Laminate codes - M1: 1" LPL, H1: 1" HPL (top only)

No Charge Options

- All standard laminate finishes available

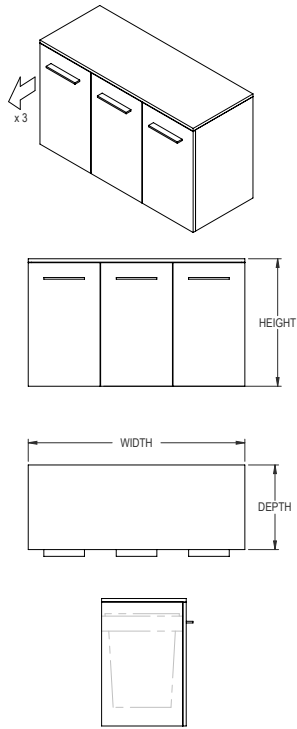
Optional Extra

- High pressure drawer fronts add code 'HF' and add \$187
- Add option code 'SN' and \$65 per each sign required; Indicate signage term and/or symbol at time of order; signage applied at time of installation



SPECIAL NOTES

- This storage product must be secured or ganged to an additional support structure (eg: wall, adjacent cabinet)



OVERALL SIZE				LAMINATE	
WIDTH	DEPTH	HEIGHT	BIN VOLUME	PRICE M1	PRICE H1
60	18.75	22.25	7 Gal	2,908	3,100
60	24	22.25	7 Gal	2,960	3,152
60	30	22.25	7 Gal	3,020	3,216
66	18.75	22.25	7 Gal	3,012	3,204
66	24	22.25	7 Gal	3,064	3,256
66	30	22.25	7 Gal	3,126	3,322
72	18.75	22.25	7 Gal	3,117	3,308
72	24	22.25	7 Gal	3,170	3,360
72	30	22.25	7 Gal	3,234	3,428
60	18.75	29	10 Gal	2,960	3,152
60	24	29	10 Gal	3,012	3,204
60	30	29	10 Gal	3,073	3,269
66	18.75	29	10 Gal	3,064	3,256
66	24	29	10 Gal	3,117	3,308
66	30	29	10 Gal	3,180	3,375
72	18.75	29	10 Gal	3,170	3,360
72	24	29	10 Gal	3,222	3,413
72	30	29	10 Gal	3,287	3,482
60	18.75	42	10 Gal	3,020	3,216
60	24	42	10 Gal	3,073	3,269
60	30	42	10 Gal	3,135	3,335
66	18.75	42	10 Gal	3,126	3,322
66	24	42	10 Gal	3,180	3,375
66	30	42	10 Gal	3,244	3,443
72	18.75	42	10 Gal	3,234	3,428
72	24	42	10 Gal	3,287	3,482
72	30	42	10 Gal	3,353	3,552



ORDER CODE SAMPLE					
ITEM CODE	WIDTH	DEPTH	HEIGHT	LAMINATE	OPTION
NN3PZ	W60	D24	H22.25	M1	HF

Features & Specifications

- 3/4" Thick LPL case construction with one inch of leveling
- Product does not include lock or decals
- Includes removable waste bin(s), grey or blue color option, refer to size chart for bin volume
- Laminate codes - M1: 1" LPL, H1: 1" HPL (top only)

No Charge Options

- All standard laminate finishes available

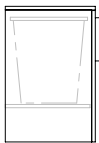
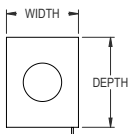
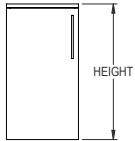

Optional Extra

- High pressure drawer fronts add code 'HF' and add \$278
- Add option code 'SN' and \$65 per each sign required; Indicate signage term and/or symbol at time of order; signage applied at time of installation



SPECIAL NOTES

- This storage product must be secured or ganged to an additional support structure (eg: wall, adjacent cabinet)



HINGED LEFT SHOWN

OVERALL SIZE				LAMINATE	
WIDTH	DEPTH	HEIGHT	BIN VOLUME	PRICE M1	PRICE H1
15	18.75	22.25	7 Gal	980	1,077
15	24	22.25	7 Gal	1,032	1,129
15	18.75	29	10 Gal	1,032	1,129
15	24	29	10 Gal	1,084	1,182
15	18.75	42	10 Gal	1,218	1,315
15	24	42	10 Gal	1,270	1,367

Features & Specifications

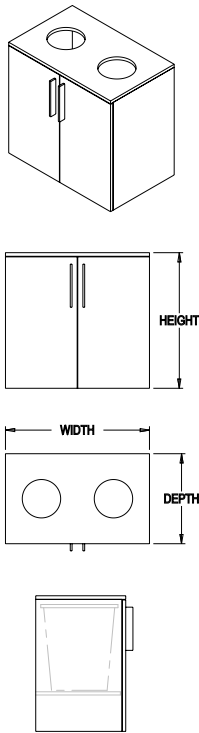


ORDER CODE SAMPLE						
ITEM CODE	WIDTH	DEPTH	HEIGHT	LAMINATE	HAND	OPTION
NN1TZ	W15	D24	H36	M1	HL	HF

No Charge Options

Optional Extra

- 3/4" Thick LPL case construction with one inch of leveling
  - Product does not include lock or decals
  - Includes removable waste bin(s), grey or blue color option, refer to size chart for bin volume
  - Top ring is stainless steel 8" diameter
  - Laminate codes - M1: 1" LPL, H1: 1" HPL (top only)
  - Specify hinged left 'HL' or hinged right 'HR' when ordering
- 
- All standard laminate finishes available
- 
- High pressure drawer front add code 'HF' and add \$94
  - Add option code 'SN' and \$65 per each sign required; Indicate signage term and/or symbol at time of order; signage applied at time of installation



OVERALL SIZE				LAMINATE	
WIDTH	DEPTH	HEIGHT	BIN VOLUME	PRICE M1	PRICE H1
30	18.75	22.25	7 Gal	1,852	1,951
30	24	22.25	7 Gal	1,956	2,055
30	30	22.25	7 Gal	1,996	2,097
36	18.75	22.25	7 Gal	1,904	2,003
36	24	22.25	7 Gal	2,008	2,107
36	30	22.25	7 Gal	2,049	2,150
42	18.75	22.25	7 Gal	1,890	1,991
42	24	22.25	7 Gal	1,996	2,097
42	30	22.25	7 Gal	2,036	2,139
48	18.75	22.25	7 Gal	1,943	2,044
48	24	22.25	7 Gal	2,049	2,150
48	30	22.25	7 Gal	2,090	2,193
30	18.75	29	10 Gal	1,904	2,003
30	24	29	10 Gal	2,008	2,107
30	30	29	10 Gal	2,049	2,150
36	18.75	29	10 Gal	1,956	2,055
36	24	29	10 Gal	2,062	2,159
36	30	29	10 Gal	2,104	2,203
42	18.75	29	10 Gal	1,943	2,044
42	24	29	10 Gal	2,049	2,150
42	30	29	10 Gal	2,090	2,193
48	18.75	29	10 Gal	1,996	2,097
48	24	29	10 Gal	2,104	2,203
48	30	29	10 Gal	2,147	2,248
30	18.75	42	10 Gal	2,091	2,188
30	24	42	10 Gal	2,195	2,294
30	30	42	10 Gal	2,239	2,340
36	18.75	42	10 Gal	2,143	2,242
36	24	42	10 Gal	2,247	2,346
36	30	42	10 Gal	2,292	2,393
42	18.75	42	10 Gal	2,133	2,232
42	24	42	10 Gal	2,239	2,340
42	30	42	10 Gal	2,284	2,387
48	18.75	42	10 Gal	2,186	2,287
48	24	42	10 Gal	2,292	2,393
48	30	42	10 Gal	2,338	2,441



ORDER CODE SAMPLE					
ITEM CODE	WIDTH	DEPTH	HEIGHT	LAMINATE	OPTION
NN2TZ	W30	D24	H36	M1	HF

Features & Specifications

- 3/4" Thick LPL case construction with one inch of leveling
- Product does not include lock or decals
- Includes removable waste bin(s), grey or blue color option, refer to size chart for bin volume
- Top ring is stainless steel 8" diameter
- Laminate codes - M1: 1" LPL, H1: 1" HPL (top only)

No Charge Options

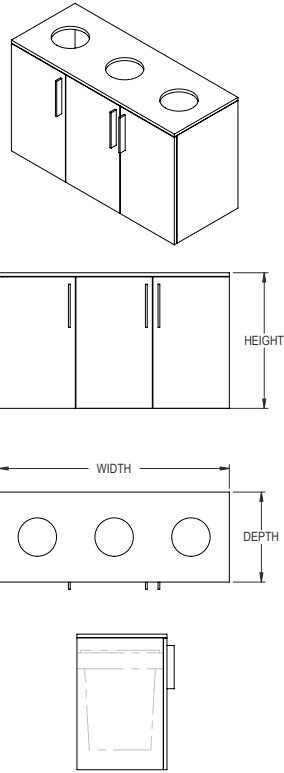
- All standard laminate finishes available

Optional Extra

- High pressure drawer fronts add code 'HF' and add \$187
- Add option code 'SN' and \$65 per each sign required; Indicate signage term and/or symbol at time of order; signage applied at time of installation

# Three Bin Open Top Waste Cabinet

NN3TZ



OVERALL SIZE				LAMINATE	
WIDTH	DEPTH	HEIGHT	BIN VOLUME	PRICE M1	PRICE H1
48	18.75	22.25	7 Gal	2,795	2,986
48	24	22.25	7 Gal	2,848	3,039
48	30	22.25	7 Gal	2,905	3,100
54	18.75	22.25	7 Gal	2,848	3,039
54	24	22.25	7 Gal	2,900	3,092
54	30	22.25	7 Gal	2,958	3,154
48	18.75	29	10 Gal	2,848	3,039
48	24	29	10 Gal	2,900	3,092
48	30	29	10 Gal	2,958	3,154
54	18.75	29	10 Gal	2,900	3,092
54	24	29	10 Gal	2,952	3,144
54	30	29	10 Gal	3,012	3,207
48	18.75	42	10 Gal	3,034	3,226
48	24	42	10 Gal	3,086	3,278
48	30	42	10 Gal	3,148	3,344
54	18.75	42	10 Gal	3,086	3,278
54	24	42	10 Gal	3,138	3,331
54	30	42	10 Gal	3,201	3,398

### Features & Specifications

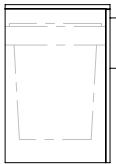
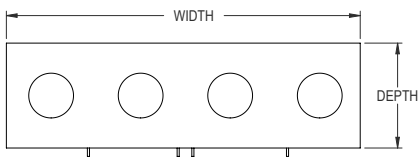
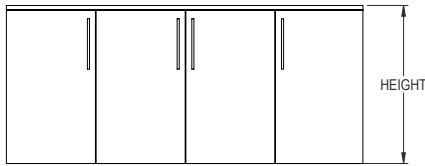
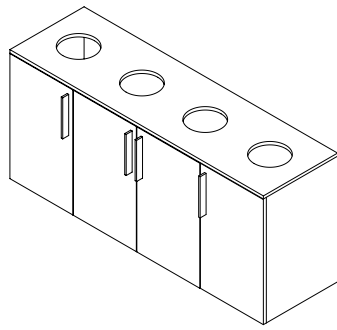
### No Charge Options

### Optional Extra



ORDER CODE SAMPLE					
ITEM CODE	WIDTH	DEPTH	HEIGHT	LAMINATE	OPTION
NN3TZ	W48	D24	H29	M1	HF

- 3/4" Thick LPL case construction with one inch of leveling
  - Product does not include lock or decals
  - Includes removable waste bin(s), grey or blue color option, refer to size chart for bin volume
  - Top ring is stainless steel 8" diameter
  - Laminate codes - M1: 1" LPL, H1: 1" HPL (top only)
- 
- All standard laminate finishes available
- 
- High pressure drawer fronts add code 'HF' and add \$278
  - Add option code 'SN' and \$65 per each sign required; Indicate signage term and/or symbol at time of order; signage applied at time of installation



Features & Specifications

No Charge Options

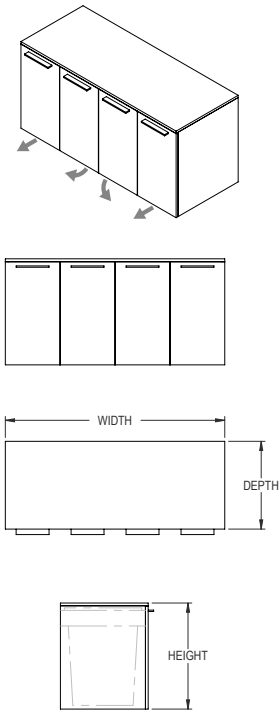
Optional Extra

OVERALL SIZE				LAMINATE	
WIDTH	DEPTH	HEIGHT	BIN VOLUME	PRICE M1	PRICE H1
54	18.75	22.25	7 Gal	3,617	3,809
54	24	22.25	7 Gal	3,669	3,861
54	30	22.25	7 Gal	3,743	3,939
60	18.75	22.25	7 Gal	3,669	3,861
60	24	22.25	7 Gal	3,721	3,913
60	30	22.25	7 Gal	3,796	3,992
66	18.75	22.25	7 Gal	3,721	3,913
66	24	22.25	7 Gal	3,773	3,965
66	30	22.25	7 Gal	3,849	4,045
72	18.75	22.25	7 Gal	3,773	3,965
72	24	22.25	7 Gal	3,826	4,018
72	30	22.25	7 Gal	3,903	4,099
60	18.75	29	10 Gal	3,721	3,913
60	24	29	10 Gal	3,773	3,965
60	30	29	10 Gal	3,849	4,045
66	18.75	29	10 Gal	3,773	3,965
66	24	29	10 Gal	3,826	4,018
66	30	29	10 Gal	3,903	4,099
72	18.75	29	10 Gal	3,826	4,018
72	24	29	10 Gal	3,879	4,071
72	30	29	10 Gal	3,957	4,153
60	18.75	42	10 Gal	3,909	4,100
60	24	42	10 Gal	3,961	4,152
60	30	42	10 Gal	4,041	4,236
66	18.75	42	10 Gal	3,961	4,152
66	24	42	10 Gal	4,013	4,204
66	30	42	10 Gal	4,094	4,289
72	18.75	42	10 Gal	4,013	4,204
72	24	42	10 Gal	4,065	4,256
72	30	42	10 Gal	4,147	4,342



ORDER CODE SAMPLE					
ITEM CODE	WIDTH	DEPTH	HEIGHT	LAMINATE	OPTION
NN4TZ	W60	D24	H29	M1	HF

- 3/4" Thick LPL case construction with one inch of leveling
  - Product does not include lock or decals
  - Includes removable waste bin(s), grey or blue color option, refer to size chart for bin volume
  - Top ring is stainless steel 8" diameter
  - Laminate codes - M1: 1" LPL, H1: 1" HPL (top only)
- 
- All standard laminate finishes available
- 
- High pressure drawer fronts add code 'HF' and add \$278
  - Add option code 'SN' and \$65 per each sign required; Indicate signage term and/or symbol at time of order; signage applied at time of installation



OVERALL SIZE				LAMINATE	
WIDTH	DEPTH	HEIGHT	BIN VOLUME	PRICE M1	PRICE H1
72	18.75	22.25	7 Gal	3,171	3,505
72	24	22.25	7 Gal	3,223	3,557
72	30	22.25	7 Gal	3,288	3,629
78	18.75	22.25	7 Gal	3,223	3,557
78	24	22.25	7 Gal	3,275	3,610
78	30	22.25	7 Gal	3,341	3,683
84	18.75	22.25	7 Gal	3,275	3,610
84	24	22.25	7 Gal	3,328	3,662
84	30	22.25	7 Gal	3,395	3,736
72	18.75	29	10 Gal	3,223	3,557
72	24	29	10 Gal	3,275	3,610
72	30	29	10 Gal	3,341	3,683
78	18.75	29	10 Gal	3,275	3,610
78	24	29	10 Gal	3,328	3,662
78	30	29	10 Gal	3,395	3,736
84	18.75	29	10 Gal	3,328	3,662
84	24	29	10 Gal	3,379	3,715
84	30	29	10 Gal	3,447	3,790
72	18.75	42	10 Gal	3,385	3,735
72	24	42	10 Gal	3,439	3,791
72	30	42	10 Gal	3,509	3,868
78	18.75	42	10 Gal	3,439	3,791
78	24	42	10 Gal	3,495	3,846
78	30	42	10 Gal	3,565	3,923
84	18.75	42	10 Gal	3,495	3,846
84	24	42	10 Gal	3,548	3,901
84	30	42	10 Gal	3,620	3,980

Features & Specifications

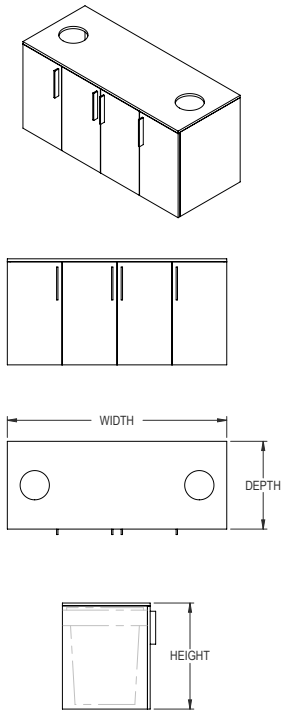
No Charge Options

Optional Extra



ORDER CODE SAMPLE					
ITEM CODE	WIDTH	DEPTH	HEIGHT	LAMINATE	OPTION
NNPCZ	W60	D24	H29	M1	HF

- 3/4" Thick LPL case construction with one inch of leveling
- Product does not include lock or decals
- Includes removable waste bin(s), grey or blue color option, refer to size chart for bin volume, one on each end
- One 3/4" thick adjustable shelf in storage space
- Handles are oriented together at top across all doors for consistency
- Laminate codes - M1: 1" LPL, H1: 1" HPL (top only)
- All standard laminate finishes available
- High pressure drawer and door fronts add code 'HF' and add \$371
- Add option code 'SN' and \$65 per each sign required; Indicate signage term and/or symbol at time of order; signage applied at time of installation



OVERALL SIZE				LAMINATE	
WIDTH	DEPTH	HEIGHT	BIN VOLUME	PRICE M1	PRICE H1
60	18.75	22.25	7 Gal	3,402	3,592
60	24	22.25	7 Gal	3,454	3,645
66	18.75	22.25	7 Gal	3,454	3,645
66	24	22.25	7 Gal	3,506	3,697
72	18.75	22.25	7 Gal	3,506	3,697
72	24	22.25	7 Gal	3,559	3,749
84	18.75	22.25	7 Gal	3,559	3,749
84	24	22.25	7 Gal	3,611	3,802
60	18.75	29	10 Gal	3,454	3,645
60	24	29	10 Gal	3,506	3,697
66	18.75	29	10 Gal	3,506	3,697
66	24	29	10 Gal	3,559	3,749
72	18.75	29	10 Gal	3,559	3,749
72	24	29	10 Gal	3,611	3,802
84	18.75	29	10 Gal	3,611	3,802
84	24	29	10 Gal	3,664	3,854
60	18.75	36	10 Gal	3,640	3,832
60	24	36	10 Gal	3,692	3,884
66	18.75	36	10 Gal	3,692	3,884
66	24	36	10 Gal	3,745	3,937
72	18.75	36	10 Gal	3,745	3,937
72	24	36	10 Gal	3,797	3,989

Features & Specifications



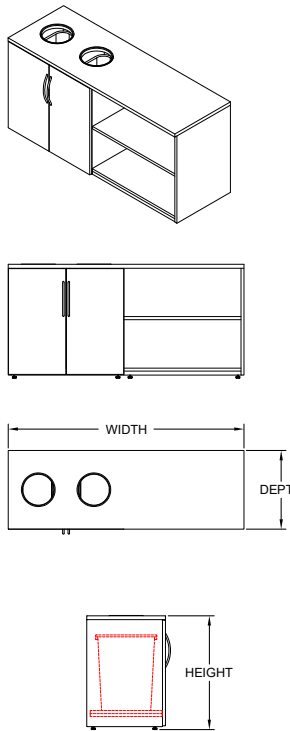
ORDER CODE SAMPLE					
ITEM CODE	WIDTH	DEPTH	HEIGHT	LAMINATE	OPTION
NNTCZ	W60	D24	H36	M1	HF

- 3/4" Thick LPL case construction with one inch of leveling
- Product does not include lock or decals
- Includes removable waste bin(s), grey or blue color option, refer to size chart for bin volume, one on each end
- One 3/4" thick adjustable shelf in storage space
- Two left doors are hinged left, two right doors are hinged right only
- Top ring is stainless steel 8" diameter
- Laminate codes - M1: 1" LPL, H1: 1" HPL (top only)

No Charge Options

Optional Extra

- All standard laminate finishes available
- High pressure drawer and door fronts add code 'HF' and add \$371
- Add option code 'SN' and \$65 per each sign required; Indicate signage term and/or symbol at time of order; signage applied at time of installation



OVERALL SIZE						LAMINATE	
WIDTH	DEPTH	HEIGHT	BIN SIZE	WASTE WIDTH	STORAGE WIDTH	PRICE M1	PRICE H1
54	18.75	22.25	7 Gal	30	24	2,589	2,780
54	24	22.25	7 Gal	30	24	2,737	2,928
60	18.75	22.25	7 Gal	30	30	2,612	2,802
60	24	22.25	7 Gal	30	30	2,758	2,950
66	18.75	22.25	7 Gal	30	36	2,632	2,823
66	24	22.25	7 Gal	30	36	2,782	2,974
72	18.75	22.25	7 Gal	36	36	2,684	2,875
72	24	22.25	7 Gal	36	36	2,834	3,026
60	18.75	29	10 Gal	30	30	2,942	3,133
60	24	29	10 Gal	30	30	3,075	3,266
66	18.75	29	10 Gal	30	36	2,971	3,161
66	24	29	10 Gal	30	36	3,100	3,291
72	18.75	29	10 Gal	36	36	3,023	3,214
72	24	29	10 Gal	36	36	3,152	3,343
60	18.75	36	10 Gal	30	30	3,128	3,319
60	24	36	10 Gal	30	30	3,261	3,453
66	18.75	36	10 Gal	30	36	3,156	3,348
66	24	36	10 Gal	30	36	3,285	3,477
72	18.75	36	10 Gal	36	36	3,208	3,400
72	24	36	10 Gal	36	36	3,336	3,528

Features & Specifications

No Charge Options

Optional Extra

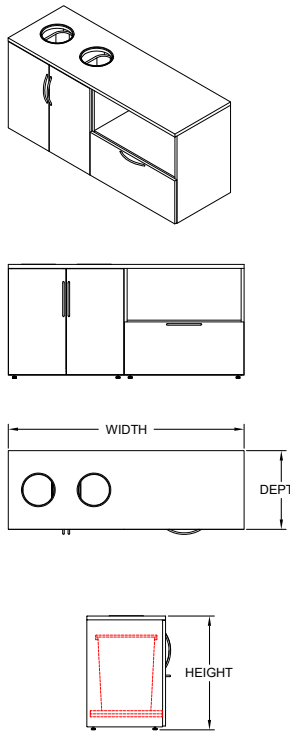


ORDER CODE SAMPLE						
ITEM CODE	WIDTH	DEPTH	HEIGHT	LAMINATE	HAND	OPTION
NNOCZ	W60	D24	H29	M1	R	HF

- 3/4" Thick LPL case construction with one inch of leveling
- Product does not include lock or decals
- Includes removable waste bin(s), black, grey or blue color option, refer to size chart for bin volume
- Two 3/4" thick adjustable shelves in open storage space at 36" height; one at 29" height
- Top ring is stainless steel 8" diameter
- Laminate codes - M1: 1" LPL, H1: 1" HPL (top only)
- Specify handedness left 'L' or right 'R' when ordering

- All standard laminate finishes available

- High pressure drawer and door fronts add code 'HF' and add \$187
- Add option code 'SN' and \$65 per each sign required; Indicate signage term and/or symbol at time of order; signage applied at time of installation



OVERALL SIZE						LAMINATE	
WIDTH	DEPTH	HEIGHT	BIN SIZE	WASTE WIDTH	STORAGE WIDTH	PRICE M1	PRICE H1
54	18.75	22.25	7 Gal	30	24	2,731	2,923
54	24	22.25	7 Gal	30	24	2,858	3,050
60	18.75	22.25	7 Gal	30	30	2,770	2,961
60	24	22.25	7 Gal	30	30	2,950	3,141
66	18.75	22.25	7 Gal	30	36	2,812	3,003
66	24	22.25	7 Gal	30	36	2,988	3,180
72	18.75	22.25	7 Gal	36	36	2,864	3,055
72	24	22.25	7 Gal	36	36	3,041	3,232
60	18.75	29	10 Gal	30	30	2,822	3,013
60	24	29	10 Gal	30	30	3,002	3,194
66	18.75	29	10 Gal	30	36	2,864	3,055
66	24	29	10 Gal	30	36	3,041	3,232
72	18.75	29	10 Gal	36	36	2,916	3,107
72	24	29	10 Gal	36	36	3,093	3,284
60	18.75	36	10 Gal	30	30	3,009	3,201
60	24	36	10 Gal	30	30	3,188	3,380
66	18.75	36	10 Gal	30	36	3,051	3,242
66	24	36	10 Gal	30	36	3,227	3,418
72	18.75	36	10 Gal	36	36	3,103	3,294
72	24	36	10 Gal	36	36	3,279	3,470

Features & Specifications

No Charge Options

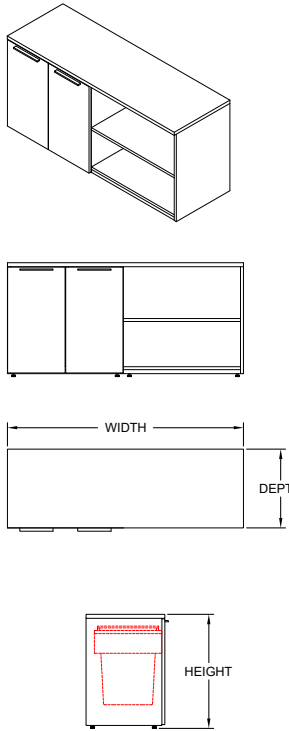
Optional Extra



ORDER CODE SAMPLE						
ITEM CODE	WIDTH	DEPTH	HEIGHT	LAMINATE	HAND	OPTION
NNODZ	W60	D24	H29	M1	R	HF

- 3/4" Thick LPL case construction with one inch of leveling
  - Product does not include lock or decals
  - Includes removable waste bin(s), black, grey or blue color option, refer to size chart for bin volume
  - One 3/4" thick adjustable shelf in storage space at 36" height
  - Top ring is stainless steel 8" diameter
  - Laminate codes - M1: 1" LPL, H1: 1" HPL (top only)
  - Specify handedness left 'L' or right 'R' when ordering
- 
- All standard laminate finishes available
  - High pressure drawer and door fronts add code 'HF' and add \$278
  - Add option code 'SN' and \$65 per each sign required; Indicate signage term and/or symbol at time of order; signage applied at time of installation





OVERALL SIZE						LAMINATE	
WIDTH	DEPTH	HEIGHT	BIN SIZE	WASTE WIDTH	STORAGE WIDTH	PRICE M1	PRICE H1
54	18.75	22.25	7 Gal	30	24	2,640	2,831
54	24	22.25	7 Gal	30	24	2,737	2,928
60	18.75	22.25	7 Gal	30	30	2,665	2,855
60	24	22.25	7 Gal	30	30	2,758	2,950
66	18.75	22.25	7 Gal	30	36	2,684	2,875
66	24	22.25	7 Gal	30	36	2,782	2,974
72	18.75	22.25	7 Gal	36	36	2,737	2,928
72	24	22.25	7 Gal	36	36	2,834	3,026
60	18.75	29	10 Gal	30	30	2,998	3,188
60	24	29	10 Gal	30	30	3,075	3,266
66	18.75	29	10 Gal	30	36	3,025	3,216
66	24	29	10 Gal	30	36	3,100	3,291
72	18.75	29	10 Gal	36	36	3,127	3,318
72	24	29	10 Gal	36	36	3,203	3,394

Features & Specifications



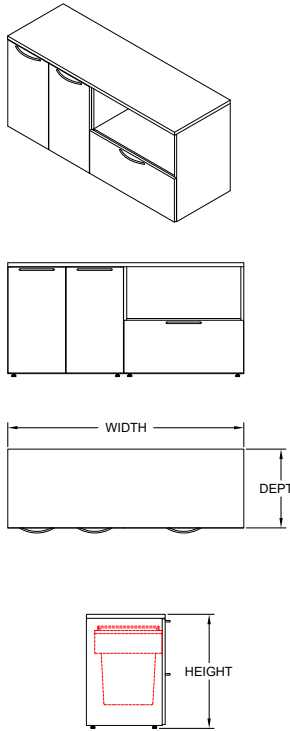
ORDER CODE SAMPLE						
ITEM CODE	WIDTH	DEPTH	HEIGHT	LAMINATE	HAND	OPTION
NNPOZ	W60	D24	H29	M1	R	HF

No Charge Options

Optional Extra

- 3/4" Thick LPL case construction with one inch of leveling
  - Product does not include lock or decals
  - Includes removable waste bin(s), black, grey or blue color option, refer to size chart for bin volume
  - Two 3/4" thick adjustable shelves in open storage space at 36" height; one at 29" height
  - Laminate codes - M1: 1" LPL, H1: 1" HPL (top only)
  - Specify handedness left 'L' or right 'R' when ordering
- 
- All standard laminate finishes available
- 
- High pressure drawer and door fronts add code 'HF' and add \$187
  - Add option code 'SN' and \$65 per each sign required; Indicate signage term and/or symbol at time of order; signage applied at time of installation

# Dual Pull Out Waste Bin with Open Storage Credenza w/ Drawer NNBOZ



OVERALL SIZE						LAMINATE	
WIDTH	DEPTH	HEIGHT	BIN SIZE	WASTE WIDTH	STORAGE WIDTH	PRICE M1	PRICE H1
54	18.75	22.25	7 Gal	30	24	2,783	2,975
54	24	22.25	7 Gal	30	24	2,858	3,050
60	18.75	22.25	7 Gal	30	30	2,822	3,013
60	24	22.25	7 Gal	30	30	2,950	3,141
66	18.75	22.25	7 Gal	30	36	2,864	3,055
66	24	22.25	7 Gal	30	36	2,988	3,180
72	18.75	22.25	7 Gal	36	36	2,916	3,107
72	24	22.25	7 Gal	36	36	3,041	3,232
60	18.75	29	10 Gal	30	30	2,877	3,069
60	24	29	10 Gal	30	30	3,002	3,194
66	18.75	29	10 Gal	30	36	2,920	3,111
66	24	29	10 Gal	30	36	3,041	3,232
72	18.75	29	10 Gal	36	36	3,022	3,212
72	24	29	10 Gal	36	36	3,145	3,336

## Features & Specifications

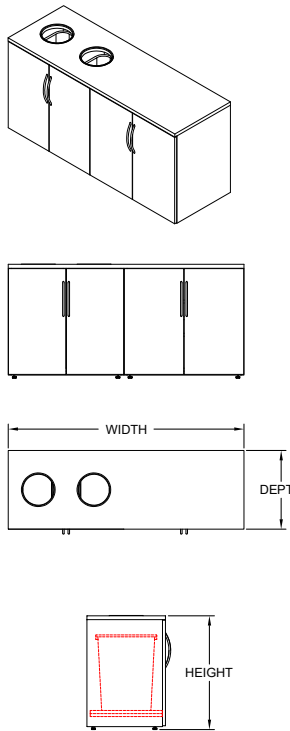
### No Charge Options

### Optional Extra



ORDER CODE SAMPLE						
ITEM CODE	WIDTH	DEPTH	HEIGHT	LAMINATE	HAND	OPTION
NNBOZ	W60	D24	H29	M1	R	HF

- 3/4" Thick LPL case construction with one inch of leveling
  - Product does not include lock or decals
  - Includes removable waste bin(s), black, grey or blue color option, refer to size chart for bin volume
  - One 3/4" thick adjustable shelf in open storage space at 36" height
  - Laminate codes - M1: 1" LPL, H1: 1" HPL (top only)
  - Specify handedness left 'L' or right 'R' when ordering
- 
- All standard laminate finishes available
- 
- High pressure drawer and door fronts add code 'HF' and add \$278
  - Add option code 'SN' and \$65 per each sign required; Indicate signage term and/or symbol at time of order; signage applied at time of installation



OVERALL SIZE						LAMINATE	
WIDTH	DEPTH	HEIGHT	BIN SIZE	WASTE WIDTH	STORAGE WIDTH	PRICE M1	PRICE H1
54	18.75	22.25	7 Gal	30	24	2,791	2,981
54	24	22.25	7 Gal	30	24	2,920	3,111
60	18.75	22.25	7 Gal	30	30	2,831	3,023
60	24	22.25	7 Gal	30	30	2,958	3,150
66	18.75	22.25	7 Gal	30	36	2,870	3,061
66	24	22.25	7 Gal	30	36	2,999	3,190
72	18.75	22.25	7 Gal	36	36	2,922	3,113
72	24	22.25	7 Gal	36	36	3,051	3,242
60	18.75	29	10 Gal	30	30	3,208	3,400
60	24	29	10 Gal	30	30	3,338	3,530
66	18.75	29	10 Gal	30	36	3,234	3,426
66	24	29	10 Gal	30	36	3,365	3,557
72	18.75	29	10 Gal	36	36	3,286	3,478
72	24	29	10 Gal	36	36	3,416	3,608
60	18.75	36	10 Gal	30	30	3,395	3,587
60	24	36	10 Gal	30	30	3,524	3,716
66	18.75	36	10 Gal	30	36	3,420	3,612
66	24	36	10 Gal	30	36	3,551	3,742
72	18.75	36	10 Gal	36	36	3,473	3,665
72	24	36	10 Gal	36	36	3,604	3,794

Features & Specifications

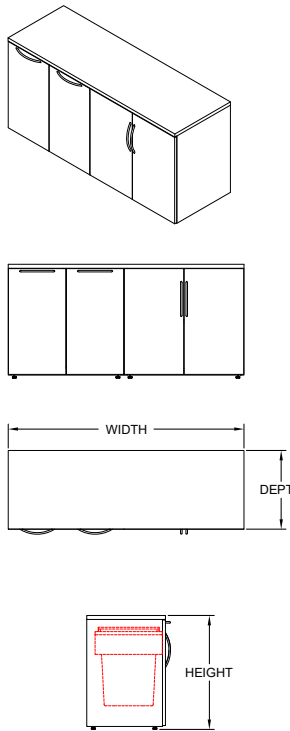
No Charge Options

Optional Extra



ORDER CODE SAMPLE						
ITEM CODE	WIDTH	DEPTH	HEIGHT	LAMINATE	HAND	OPTION
NNCCZ	W60	D24	H29	M1	R	HF

- 3/4" Thick LPL case construction with one inch of leveling
  - Product does not include lock or decals
  - Includes removable waste bin(s), black, grey or blue color option, refer to size chart for bin volume
  - One 3/4" thick adjustable shelf in storage space
  - Top ring is stainless steel 8" diameter
  - Laminate codes - M1: 1" LPL, H1: 1" HPL (top only)
  - Specify handedness left 'L' or right 'R' when ordering
- 
- All standard laminate finishes available
- 
- High pressure drawer and door fronts add code 'HF' and add \$371
  - Add option code 'SN' and \$65 per each sign required; Indicate signage term and/or symbol at time of order; signage applied at time of installation



OVERALL SIZE						LAMINATE	
WIDTH	DEPTH	HEIGHT	BIN SIZE	WASTE WIDTH	STORAGE WIDTH	PRICE M1	PRICE H1
54	18.75	22.25	7 Gal	30	24	2,843	3,034
54	24	22.25	7 Gal	30	24	2,920	3,111
60	18.75	22.25	7 Gal	30	30	2,883	3,075
60	24	22.25	7 Gal	30	30	2,958	3,150
66	18.75	22.25	7 Gal	30	36	2,922	3,113
66	24	22.25	7 Gal	30	36	2,999	3,190
72	18.75	22.25	7 Gal	36	36	2,974	3,165
72	24	22.25	7 Gal	36	36	3,051	3,242
60	18.75	29	10 Gal	30	30	3,263	3,455
60	24	29	10 Gal	30	30	3,338	3,530
66	18.75	29	10 Gal	30	36	3,288	3,480
66	24	29	10 Gal	30	36	3,365	3,557
72	18.75	29	10 Gal	36	36	3,389	3,581
72	24	29	10 Gal	36	36	3,469	3,661

Features & Specifications

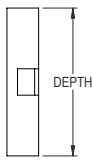
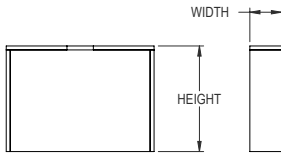
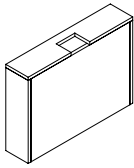


ORDER CODE SAMPLE						
ITEM CODE	WIDTH	DEPTH	HEIGHT	LAMINATE	HAND	OPTION
NNCPZ	W60	D24	H29	M1	R	HF

No Charge Options

Optional Extra

- 3/4" Thick LPL case construction with one inch of leveling
  - Product does not include lock or decals
  - Includes removable waste bin(s), black, grey or blue color option, refer to size chart for bin volume
  - One 3/4" thick adjustable shelf in storage space
  - Laminate codes - M1: 1" LPL, H1: 1" HPL (top only)
  - Specify handedness left 'L' or right 'R' when ordering
- 
- All standard laminate finishes available
- 
- High pressure drawer and door fronts add code 'HF' and add \$371
  - Add option code 'SN' and \$65 per each sign required; Indicate signage term and/or symbol at time of order; signage applied at time of installation



LEFT HAND



RIGHT HAND

**OVERALL SIZE**

WIDTH	DEPTH	HEIGHT	PRICE <i>M1</i>
6.75"	28"	19.25"	657
6.75"	36"	19.25"	706

**Features & Specifications**

**No Charge Options**

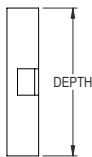
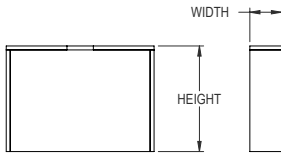
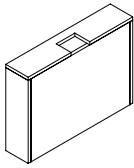
**Optional Extra**



**ORDER CODE SAMPLE**

ITEM CODE	WIDTH	DEPTH	HEIGHT	LAMINATE	HAND	OPTION
NFSBZ	W6.75	D28	H19	<i>M1</i>	<i>L</i>	<i>SG</i>

- 3/4" Thick LPL case construction with one inch of leveling
  - Height is 19" to accommodate BIFMA table heights
  - Accommodates height adjustable T leg configuration only; BRC Mesa
  - Works with HM Motia & Nevi T Leg extended range; 28" depth with 24 foot, 36" with 30" foot
  - Laminate codes - *M1*: 1" LPL (top only)
  - Includes NABSA anti-tip bracket & hardware
  - Specify handedness left '*L*' or right '*R*' when ordering
- All standard laminate finishes available**
- To add metal grommet for T leg, add option code '*SG*' and add \$72



LEFT HAND



RIGHT HAND

OVERALL SIZE			
WIDTH	DEPTH	HEIGHT	PRICE <i>M1</i>
6.75"	28"	22.25"	706
6.75"	36"	22.25"	755

Features & Specifications

No Charge Options

Optional Extra



ORDER CODE SAMPLE						
ITEM CODE	WIDTH	DEPTH	HEIGHT	LAMINATE	HAND	OPTION
NFSSZ	W6.75	D28	H22.25	<i>M1</i>	<i>L</i>	<i>SG</i>

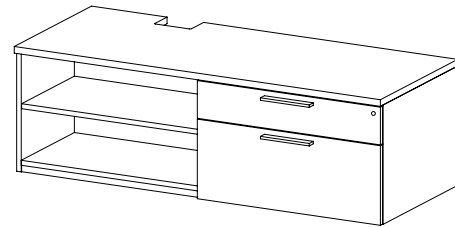
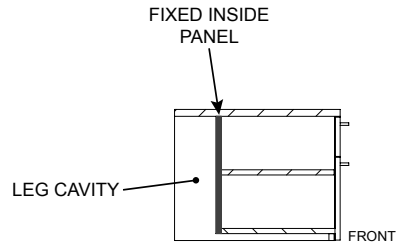
- 3/4" Thick LPL case construction with one inch of leveling
  - Height is 22.25" to accommodate sit/stand height adjustable tables
  - Accommodates height adjustable T leg configuration only; BRC Mesa
  - Works with HM Motia & Nevi T Leg standard range; 28" depth with 24 foot, 36" with 30" foot
  - Laminate codes - *M1*: 1" LPL (top only)
  - Includes NABSA anti-tip bracket & hardware
  - Specify handedness left '*L*' or right '*R*' when ordering
- 
- All standard laminate finishes available
  - To add metal grommet for T leg, add option code '*SG*' and add \$72

# Integrated Cabinets

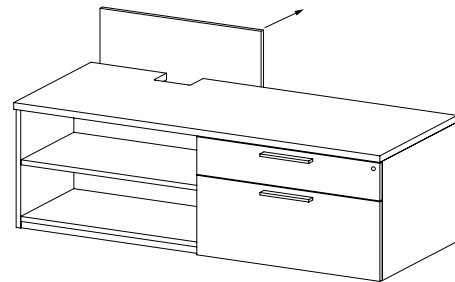
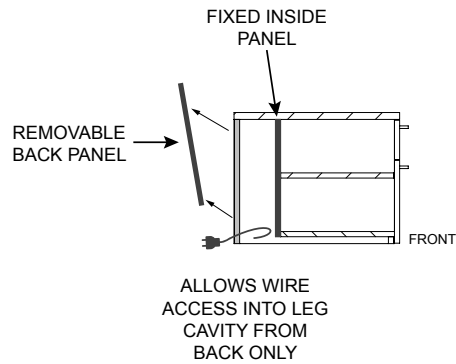
## Summary

Height adjustable tables have become common place in office environments and BRC offers several options to integrate these tables into adjacent cabinetry. The options listed below, AA and EE, are the same regardless of cabinet type. AA Indicates a removable back panel and EE indicates a removable inside panel. Both options are typically used for wire access and management. The panels have snap in connectors for easy installation and removal. By default, integrated credenza cabinets ship with no back panel and a fixed inside panel. Add either or both option codes to tailor the cabinet to your needs. For further information and assistance, contact your BRC representative.

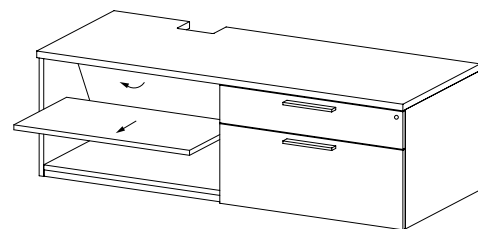
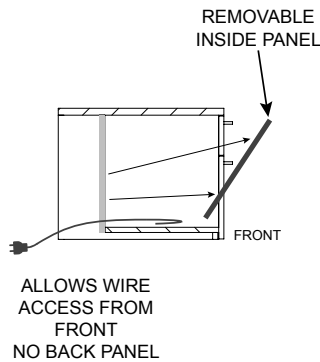
STANDARD  
OFFERING  
NO OPTIONS

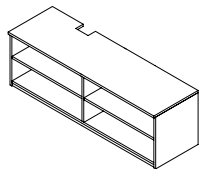

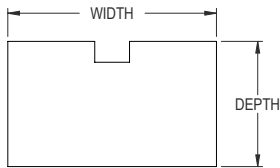

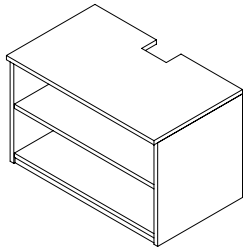


OPTION  
**AA**



OPTION  
**EE**





60" & 72" WIDTHS INCLUDE CENTER DIVIDER  
RIGHT HAND SHOWN

Features & Specifications

No Charge Options

Optional Extra

OVERALL SIZE			LAMINATE	
WIDTH	DEPTH	HEIGHT	PRICE M1	PRICE H1
30"	16"	19.25"	1,468	1,603
30"	18.75"	19.25"	1,510	1,646
30"	24"	19.25"	1,510	1,646
30"	30"	19.25"	1,535	1,670
36"	16"	19.25"	1,489	1,623
36"	18.75"	19.25"	1,535	1,670
36"	24"	19.25"	1,535	1,670
36"	30"	19.25"	1,555	1,691
60"	16"	19.25"	1,689	1,844
60"	18.75"	19.25"	1,737	1,893
60"	24"	19.25"	1,737	1,893
60"	30"	19.25"	1,766	1,921
72"	16"	19.25"	1,713	1,867
72"	18.75"	19.25"	1,766	1,921
72"	24"	19.25"	1,766	1,921
72"	30"	19.25"	1,789	1,945

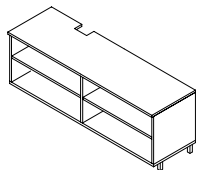
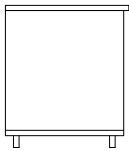
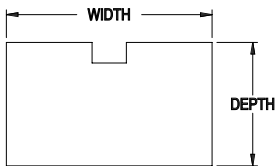
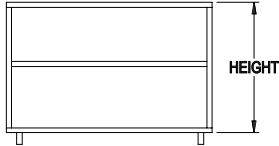
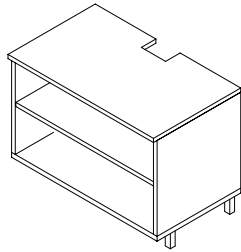


ORDER CODE SAMPLE						
ITEM CODE	WIDTH	DEPTH	HEIGHT	LAMINATE	HAND	OPTION
NFMBZ	W30	D24	H19	M1	R	EE

- 3/4" Thick LPL case construction with one inch of leveling; top overhangs gables by 3/4"
- One 3/4" thick adjustable shelf in storage space
- Height is 19" to accommodate BIFMA table heights
- Accommodates height adjustable T leg configuration only; BRC Mesa
- Works with HM Motia & Nevi T Leg extended range; 28" depth with 24 foot, 36" with 30" foot
- Laminate codes - M1: 1" LPL, H1: 1" HPL (top only)
- Includes NABSA anti-tip bracket & hardware
- Specify handedness left 'L' or right 'R' when ordering

- All standard laminate finishes available

- To add rear laminate cover, add option code 'AA' and add \$210
- To add removable back panel in open storage, add option code 'EE' and add \$571
- To add metal grommet for T leg, add option code 'SG' and add \$72



60" & 72" WIDTHS INCLUDE CENTER DIVIDER  
RIGHT HAND SHOWN

Features & Specifications

No Charge Options

Optional Extra

OVERALL SIZE			LAMINATE	
WIDTH	DEPTH	HEIGHT	PRICE M1	PRICE H1
30"	16"	19.25"	1,602	1,737
30"	18.75"	19.25"	1,644	1,779
30"	24"	19.25"	1,644	1,779
30"	30"	19.25"	1,668	1,802
36"	16"	19.25"	1,622	1,758
36"	18.75"	19.25"	1,668	1,802
36"	24"	19.25"	1,668	1,802
36"	30"	19.25"	1,688	1,823
60"	16"	19.25"	1,843	1,998
60"	18.75"	19.25"	1,891	2,046
60"	24"	19.25"	1,891	2,046
60"	30"	19.25"	1,919	2,073
72"	16"	19.25"	1,866	2,022
72"	18.75"	19.25"	1,919	2,073
72"	24"	19.25"	1,919	2,073
72"	30"	19.25"	1,942	2,097



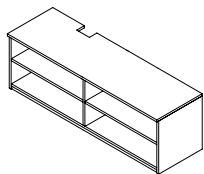

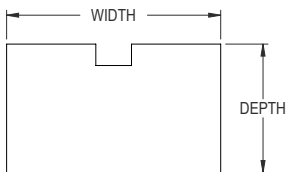
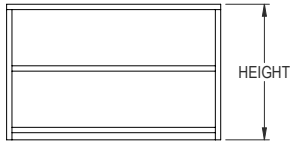
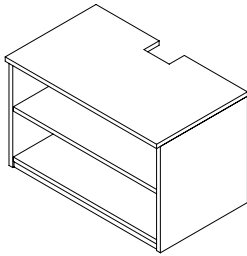
ORDER CODE SAMPLE						
ITEM CODE	WIDTH	DEPTH	HEIGHT	LAMINATE	HAND	OPTION
NFMBY	W30	D16	H19	M1	R	EE

- 3/4" Thick LPL case construction with one inch of leveling; top overhangs gables by 3/4"
- One 3/4" thick adjustable shelf in storage space
- Height is 19" to accommodate BIFMA table heights
- Accommodates height adjustable T leg configuration only; BRC Mesa
- Works with HM Motia & Nevi T Leg extended range; 30" depth with 24 foot, 36" with 30" foot
- Laminate codes - M1: 1" LPL, H1: 1" HPL (top only)
- Includes NABSA anti-tip bracket & hardware
- Specify handedness left 'L' or right 'R' when ordering

- All standard laminate and metal finishes available

- To add rear laminate cover, add option code 'AA' and add \$210
- To add removable back panel in open storage, add option code 'EE' and add \$571
- To add metal grommet for T leg, add option code 'SG' and add \$72





60" & 72" WIDTHS INCLUDE CENTER DIVIDER RIGHT HAND SHOWN

Features & Specifications

No Charge Options

Optional Extra

OVERALL SIZE			LAMINATE	
WIDTH	DEPTH	HEIGHT	PRICE M1	PRICE H1
30"	16"	22.25"	1,468	1,603
30"	18.75"	22.25"	1,510	1,646
30"	24"	22.25"	1,510	1,646
30"	30"	22.25"	1,535	1,670
36"	16"	22.25"	1,489	1,623
36"	18.75"	22.25"	1,535	1,670
36"	24"	22.25"	1,535	1,670
36"	30"	22.25"	1,555	1,691
60"	16"	22.25"	1,689	1,844
60"	18.75"	22.25"	1,737	1,893
60"	24"	22.25"	1,737	1,893
60"	30"	22.25"	1,766	1,921
72"	16"	22.25"	1,713	1,867
72"	18.75"	22.25"	1,766	1,921
72"	24"	22.25"	1,766	1,921
72"	30"	22.25"	1,789	1,945

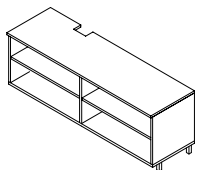

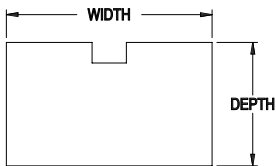
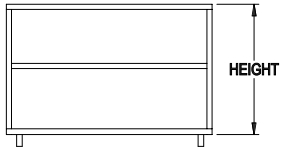
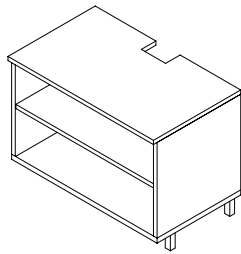


ORDER CODE SAMPLE						
ITEM CODE	WIDTH	DEPTH	HEIGHT	LAMINATE	HAND	OPTION
NFMSZ	W30	D16	H22.25	M1	R	EE

- 3/4" Thick LPL case construction with one inch of leveling; top overhangs gables by 3/4"
- One 3/4" thick adjustable shelf in storage space
- Height is 22.25" to accommodate sit/stand height adjustable tables
- Accommodates height adjustable T leg configuration only; BRC Mesa
- Works with HM Motia & Nevi T Leg extended range; 30" depth with 24 foot, 36" with 30" foot
- Laminate codes - M1: 1" LPL, H1: 1" HPL (top only)
- Includes NABSA anti-tip bracket & hardware
- Specify handedness left 'L' or right 'R' when ordering

All standard laminate finishes available

- To add rear laminate cover, add option code 'AA' and add \$210
- To add removable back panel in open storage, add option code 'EE' and add \$571
- To add metal grommet for T leg, add option code 'SG' and add \$72



60" & 72" WIDTHS INCLUDE CENTER DIVIDER RIGHT HAND SHOWN

Features & Specifications

No Charge Options

Optional Extra

OVERALL SIZE			LAMINATE	
WIDTH	DEPTH	HEIGHT	PRICE M1	PRICE H1
30"	16"	22.25"	1,602	1,737
30"	18.75"	22.25"	1,644	1,779
30"	24"	22.25"	1,644	1,779
30"	30"	22.25"	1,668	1,802
36"	16"	22.25"	1,622	1,758
36"	18.75"	22.25"	1,668	1,802
36"	24"	22.25"	1,668	1,802
36"	30"	22.25"	1,688	1,823
60"	16"	22.25"	1,843	1,998
60"	18.75"	22.25"	1,891	2,046
60"	24"	22.25"	1,891	2,046
60"	30"	22.25"	1,919	2,073
72"	16"	22.25"	1,866	2,022
72"	18.75"	22.25"	1,919	2,073
72"	24"	22.25"	1,919	2,073
72"	30"	22.25"	1,942	2,097

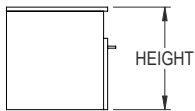
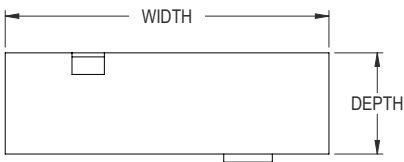
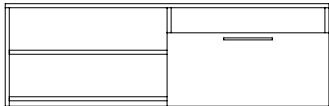
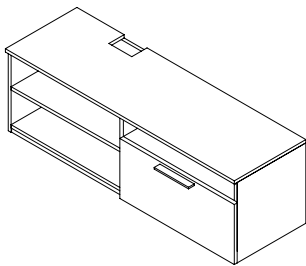


ORDER CODE SAMPLE						
ITEM CODE	WIDTH	DEPTH	HEIGHT	LAMINATE	HAND	OPTION
NFMSY	W30	D16	H22.25	M1	R	EE

- 3/4" Thick LPL case construction with one inch of leveling; top overhangs gables by 3/4"
- One 3/4" thick adjustable shelf in storage spaces
- Height is 22.25" to accommodate sit/stand height adjustable tables
- Accommodates height adjustable T leg configuration only; BRC Mesa
- Works with HM Motia & Nevi T Leg extended range; 30" depth with 24 foot, 36" with 30" foot
- Laminate codes - M1: 1" LPL, H1: 1" HPL (top only);
- Includes NABSA anti-tip bracket & hardware
- Specify handedness left 'L' or right 'R' when ordering

- All standard laminate and metal finishes available

- To add rear laminate cover, add option code 'AA' and add \$210
- To add removable back panel in open storage, add option code 'EE' and add \$571
- To add metal grommet for T leg, add option code 'SG' and add \$72



RIGHT HAND SHOWN

Features & Specifications

No Charge Options

Optional Extra

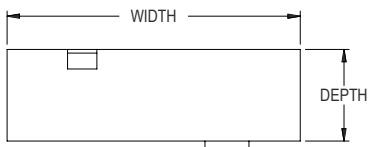
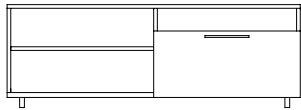
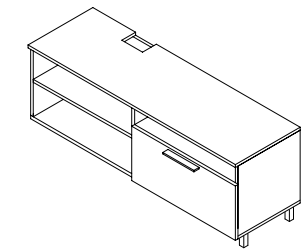
OVERALL SIZE				LAMINATE	
WIDTH	DEPTH	HEIGHT	FILE WIDTHS	PRICE M1	PRICE H1
60"	18.75"	19.25"	30" ONLY	2,339	2,544
60"	24"	19.25"	30" ONLY	2,391	2,596
60"	30"	19.25"	30" ONLY	2,391	2,596
66"	18.75"	19.25"	30" & 36"	2,391	2,596
66"	24"	19.25"	30" & 36"	2,442	2,647
66"	30"	19.25"	30" & 36"	2,442	2,647
72"	18.75"	19.25"	30" & 36"	2,442	2,647
72"	24"	19.25"	30" & 36"	2,492	2,698
72"	30"	19.25"	30" & 36"	2,492	2,698



ORDER CODE SAMPLE								
ITEM CODE	WIDTH	DEPTH	HEIGHT	LAMINATE	FILE	HAND	LOCK	OPTION
NFCBZ	W60	D24	H19	M1	F30	L	LBB	AA EE

- 3/4" Thick LPL case construction with one inch of leveling
- File hanging bars and lock(s) included; One 3/4" thick adjustable shelf in storage space
- Height is 19" to accommodate BIFMA table heights; includes NABSA anti-tip bracket
- Accommodates height adjustable T leg configuration only; BRC Mesa
- Works with HM Motia & Nevi T Leg extended range; 30" depth with 24 foot, 36" with 30" foot
- Laminate codes - M1: 1" LPL, H1: 1" HPL (top only)
- Specify handedness left 'L' or right 'R' when ordering
- All standard laminate finishes available
- Specify lock option: BRC standard black 'LBB', silver 'LBS'
- To add rear laminate cover, add option code 'AA' and add \$210
- To add removable back panel in open storage, add option code 'EE' and add \$571
- To add metal grommet for T leg, add option code 'SG' and add \$72
- Counterweight add code 'CW' and add \$137
- High pressure drawer fronts add code 'HF' and add \$187





RIGHT HAND SHOWN

OVERALL SIZE				LAMINATE	
WIDTH	DEPTH	HEIGHT	FILE WIDTHS	PRICE M1	PRICE H1
60"	18.75"	19.25"	30" ONLY	2,472	2,677
60"	24"	19.25"	30" ONLY	2,525	2,729
60"	30"	19.25"	30" ONLY	2,525	2,729
66"	18.75"	19.25"	30" & 36"	2,525	2,729
66"	24"	19.25"	30" & 36"	2,577	2,781
66"	30"	19.25"	30" & 36"	2,577	2,781
72"	18.75"	19.25"	30" & 36"	2,577	2,781
72"	24"	19.25"	30" & 36"	2,627	2,832
72"	30"	19.25"	30" & 36"	2,627	2,832

Features & Specifications

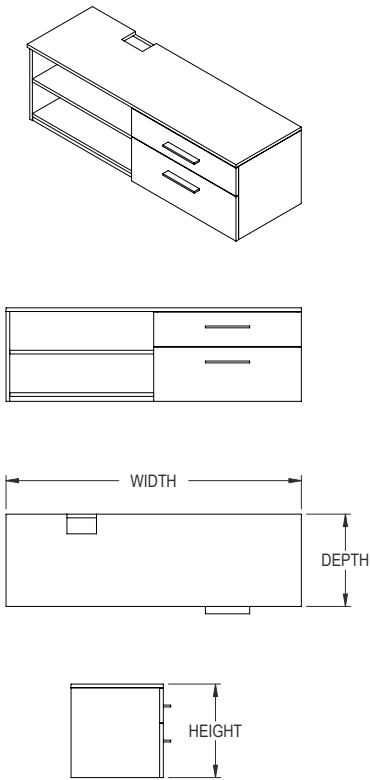
No Charge Options

Optional Extra



ORDER CODE SAMPLE								
ITEM CODE	WIDTH	DEPTH	HEIGHT	LAMINATE	FILE	HAND	LOCK	OPTION
NFCBY	W60	D24	H19	M1	F30	L	LBB	AA EE

- 3/4" Thick LPL case construction with one inch of leveling
- File hanging bars and lock(s) included; One 3/4" thick adjustable shelf in storage space
- Height is 19" to accommodate BIFMA table heights; includes NABSA anti-tip bracket
- Accommodates height adjustable T leg configuration only; BRC Mesa
- Works with HM Motia & Nevi T Leg extended range; 30" depth with 24 foot, 36" with 30" foot
- Laminate codes - M1: 1" LPL, H1: 1" HPL (top only)
- Specify handedness left 'L' or right 'R' when ordering
- All standard laminate and metal finishes available
- Specify lock option: BRC standard black 'LBB', silver 'LBS'
- To add rear laminate cover, add option code 'AA' and add \$210
- To add removable back panel in open storage, add option code 'EE' and add \$571
- To add metal grommet for T leg, add option code 'SG' and add \$72
- Counterweight add code 'CW' and add \$137
- High pressure drawer fronts add code 'HF' and add \$187



RIGHT HAND SHOWN

Features & Specifications

No Charge Options

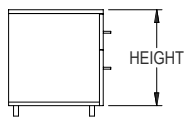
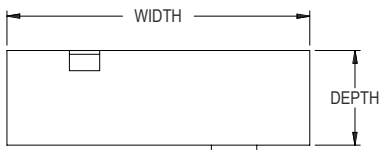
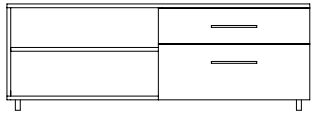
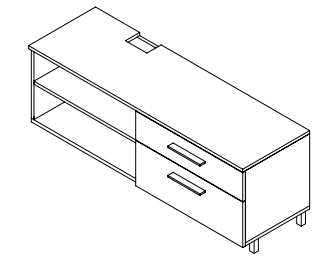
Optional Extra

OVERALL SIZE				LAMINATE	
WIDTH	DEPTH	HEIGHT	FILE WIDTHS	PRICE M1	PRICE H1
60"	18.75"	22.25"	30" ONLY	2,339	2,544
60"	24"	22.25"	30" ONLY	2,391	2,596
60"	30"	22.25"	30" ONLY	2,391	2,596
66"	18.75"	22.25"	30" & 36"	2,391	2,596
66"	24"	22.25"	30" & 36"	2,442	2,647
66"	30"	22.25"	30" & 36"	2,442	2,647
72"	18.75"	22.25"	30" & 36"	2,442	2,647
72"	24"	22.25"	30" & 36"	2,492	2,698
72"	30"	22.25"	30" & 36"	2,492	2,698



ORDER CODE SAMPLE								
ITEM CODE	WIDTH	DEPTH	HEIGHT	LAMINATE	FILE	HAND	LOCK	OPTION
NFCSZ	W60	D30	H22.25	M1	F30	L	LBB	AA EE

- 3/4" Thick LPL case construction with one inch of leveling
  - File hanging bars and lock(s) included; One 3/4" thick adjustable shelf in storage space
  - Height is 22.25" to accommodate sit/stand height adjustable tables; includes NABSA anti-tip bracket
  - Accommodates height adjustable T leg configuration only; BRC Mesa
  - Works with HM Motia & Nevi T Leg extended range; 30" depth with 24 foot, 36" with 30" foot
  - Laminate codes - M1: 1" LPL, H1: 1" HPL (top only)
  - Specify handedness left 'L' or right 'R' when ordering
- 
- All standard laminate finishes available
  - Specify lock option: BRC standard black 'LBB', silver 'LBS'
- 
- To add rear laminate cover, add option code 'AA' and add \$210
  - To add removable back panel in open storage, add option code 'EE' and add \$571
  - To add metal grommet for T leg, add option code 'SG' and add \$72
  - Counterweight add code 'CW' and add \$137
  - High pressure drawer fronts add code 'HF' and add \$187



RIGHT HAND SHOWN

Features & Specifications

No Charge Options

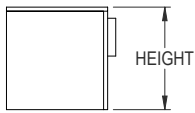
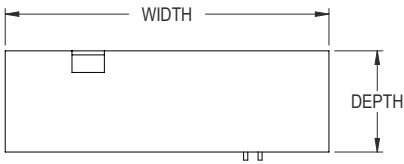
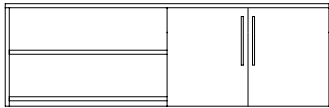
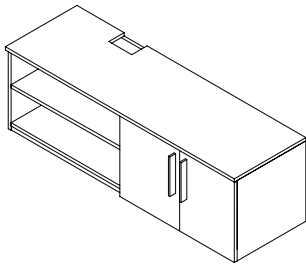
Optional Extra

OVERALL SIZE				LAMINATE	
WIDTH	DEPTH	HEIGHT	FILE WIDTHS	PRICE M1	PRICE H1
60"	18.75"	22.25"	30" ONLY	2,472	2,677
60"	24"	22.25"	30" ONLY	2,525	2,729
60"	30"	22.25"	30" ONLY	2,525	2,729
66"	18.75"	22.25"	30" & 36"	2,525	2,729
66"	24"	22.25"	30" & 36"	2,577	2,781
66"	30"	22.25"	30" & 36"	2,577	2,781
72"	18.75"	22.25"	30" & 36"	2,577	2,781
72"	24"	22.25"	30" & 36"	2,627	2,832
72"	30"	22.25"	30" & 36"	2,627	2,832



ORDER CODE SAMPLE								
ITEM CODE	WIDTH	DEPTH	HEIGHT	LAMINATE	FILE	HAND	LOCK	OPTION
NFCSY	W60	D24	H22.25	M1	F30	L	LBB	AA EE

- 3/4" Thick LPL case construction with one inch of leveling
  - File hanging bars and lock(s) included; One 3/4" thick adjustable shelf in storage space
  - Height is 22.25" to accommodate sit/stand height adjustable tables; includes NABSA anti-tip bracket
  - Accommodates height adjustable T leg configuration only; BRC Mesa
  - Works with HM Motia & Nevi T Leg extended range; 30" depth with 24 foot, 36" with 30" foot
  - Laminate codes - M1: 1" LPL, H1: 1" HPL (top only)
  - Specify handedness left 'L' or right 'R' when ordering
- 
- All standard laminate finishes available
  - Specify lock option: BRC standard black 'LBB', silver 'LBS'
- 
- To add rear laminate cover, add option code 'AA' and add \$210
  - To add removable back panel in open storage, add option code 'EE' and add \$571
  - To add metal grommet for T leg, add option code 'SG' and add \$72
  - Counterweight add code 'CW' and add \$137
  - High pressure drawer fronts add code 'HF' and add \$187



RIGHT HAND SHOWN

Features & Specifications

No Charge Options

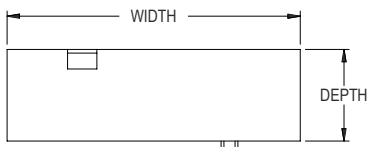
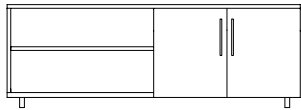
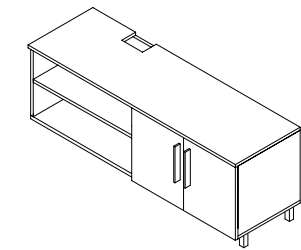
Optional Extra

OVERALL SIZE			LAMINATE	
WIDTH	DEPTH	HEIGHT	PRICE M1	PRICE H1
60"	18.75"	19.25"	2,339	2,544
60"	24"	19.25"	2,391	2,596
60"	30"	19.25"	2,391	2,596
66"	18.75"	19.25"	2,391	2,596
66"	24"	19.25"	2,442	2,647
66"	30"	19.25"	2,442	2,647
72"	18.75"	19.25"	2,442	2,647
72"	24"	19.25"	2,492	2,698
72"	30"	19.25"	2,492	2,698



ORDER CODE SAMPLE							
ITEM CODE	WIDTH	DEPTH	HEIGHT	LAMINATE	HAND	LOCK	OPTION
NFCDZ	W60	D24	H19	M1	L	LBB	AA EE

- 3/4" Thick LPL case construction with one inch of leveling
  - One 3/4" thick adjustable shelf in storage space
  - Height is 19" to accommodate BIFMA table heights; includes NABSA anti-tip bracket
  - Accommodates height adjustable T leg configuration only; BRC Mesa
  - Works with HM Motia & Nevi T Leg extended range; 30" depth with 24 foot, 36" with 30" foot
  - Laminate codes - M1: 1" LPL, H1: 1" HPL (top only)
  - Specify handedness left 'L' or right 'R' when ordering
- 
- All standard laminate finishes available
  - Specify lock option: BRC standard black 'LBB', silver 'LBS'
- 
- To add rear laminate cover, add option code 'AA' and add \$210
  - To add removable back panel in open storage, add option code 'EE' and add \$571
  - To add metal grommet for T leg, add option code 'SG' and add \$72
  - High pressure drawer fronts add code 'HF' and add \$187



RIGHT HAND SHOWN

OVERALL SIZE			LAMINATE	
WIDTH	DEPTH	HEIGHT	PRICE M1	PRICE H1
60"	18.75"	19.25"	2,472	2,677
60"	24"	19.25"	2,525	2,729
60"	30"	19.25"	2,525	2,729
66"	18.75"	19.25"	2,525	2,729
66"	24"	19.25"	2,577	2,781
66"	30"	19.25"	2,577	2,781
72"	18.75"	19.25"	2,577	2,781
72"	24"	19.25"	2,627	2,832
72"	30"	19.25"	2,627	2,832



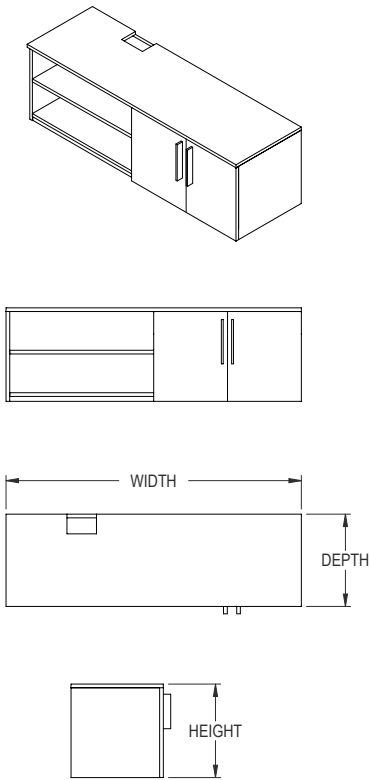
ORDER CODE SAMPLE							
ITEM CODE	WIDTH	DEPTH	HEIGHT	LAMINATE	HAND	LOCK	OPTION
NFCBY	W60	D24	H19	M1	L	LBB	AA EE

Features & Specifications

No Charge Options

Optional Extra

- 3/4" Thick LPL case construction with one inch of leveling
  - One 3/4" thick adjustable shelf in storage space
  - Height is 19" to accommodate BIFMA table heights; includes NABSA anti-tip bracket
  - Accommodates height adjustable T leg configuration only; BRC Mesa
  - Works with HM Motia & Nevi T Leg extended range; 30" depth with 24 foot, 36" with 30" foot
  - Laminate codes - M1: 1" LPL, H1: 1" HPL (top only)
  - Specify handedness left 'L' or right 'R' when ordering
- 
- All standard laminate and metal finishes available
  - Specify lock option: BRC standard black 'LBB', silver 'LBS'
- 
- To add rear laminate cover, add option code 'AA' and add \$210
  - To add removable back panel in open storage, add option code 'EE' and add \$571
  - To add metal grommet for T leg, add option code 'SG' and add \$72
  - High pressure drawer fronts add code 'HF' and add \$187



RIGHT HAND SHOWN

OVERALL SIZE			LAMINATE	
WIDTH	DEPTH	HEIGHT	PRICE M1	PRICE H1
60"	18.75"	22.25"	2,339	2,544
60"	24"	22.25"	2,391	2,596
60"	30"	22.25"	2,391	2,596
66"	18.75"	22.25"	2,391	2,596
66"	24"	22.25"	2,442	2,647
66"	30"	22.25"	2,442	2,647
72"	18.75"	22.25"	2,442	2,647
72"	24"	22.25"	2,492	2,698
72"	30"	22.25"	2,492	2,698

Features & Specifications

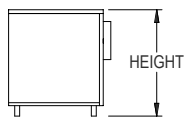
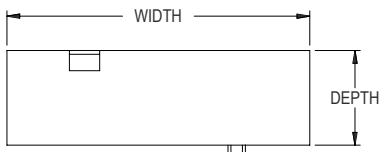
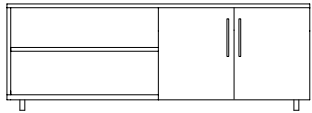
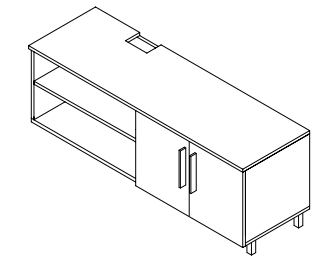
No Charge Options

Optional Extra



ORDER CODE SAMPLE							
ITEM CODE	WIDTH	DEPTH	HEIGHT	LAMINATE	HAND	LOCK	OPTION
NFCFZ	W60	D30	H22.25	M1	L	LBB	AA EE

- 3/4" Thick LPL case construction with one inch of leveling
- One 3/4" thick adjustable shelf in storage space
- Height is 22.25" to accommodate sit/stand height adjustable tables; includes NABSA anti-tip bracket
- Accommodates height adjustable T leg configuration only; BRC Mesa
- Works with HM Motia & Nevi T Leg extended range; 30" depth with 24 foot, 36" with 30" foot
- Laminate codes - M1: 1" LPL, H1: 1" HPL (top only)
- Specify handedness left 'L' or right 'R' when ordering
- All standard laminate finishes available
- Specify lock option: BRC standard black 'LBB', silver 'LBS'
- To add rear laminate cover, add option code 'AA' and add \$210
- To add removable back panel in open storage, add option code 'EE' and add \$571
- To add metal grommet for T leg, add option code 'SG' and add \$72
- High pressure drawer fronts add code 'HF' and add \$187



RIGHT HAND SHOWN

Features & Specifications

No Charge Options

Optional Extra

OVERALL SIZE			LAMINATE	
WIDTH	DEPTH	HEIGHT	PRICE M1	PRICE H1
60"	18.75"	22.25"	2,472	2,677
60"	24"	22.25"	2,525	2,729
60"	30"	22.25"	2,525	2,729
66"	18.75"	22.25"	2,525	2,729
66"	24"	22.25"	2,577	2,781
66"	30"	22.25"	2,577	2,781
72"	18.75"	22.25"	2,577	2,781
72"	24"	22.25"	2,627	2,832
72"	30"	22.25"	2,627	2,832



ORDER CODE SAMPLE							
ITEM CODE	WIDTH	DEPTH	HEIGHT	LAMINATE	HAND	LOCK	OPTION
NFCFY	W60	D24	H22.25	M1	L	LBB	AA EE

- 3/4" Thick LPL case construction with one inch of leveling
  - One 3/4" thick adjustable shelf in storage space
  - Height is 22.25" to accommodate sit/stand height adjustable tables; includes NABSA anti-tip bracket
  - Accommodates height adjustable T leg configuration only; BRC Mesa
  - Works with HM Motia & Nevi T Leg extended range; 30" depth with 24 foot, 36" with 30" foot
  - Laminate codes - M1: 1" LPL, H1: 1" HPL (top only)
  - Specify handedness left 'L' or right 'R' when ordering
- 
- All standard laminate finishes available
  - Specify lock option: BRC standard black 'LBB', silver 'LBS'
- 
- To add rear laminate cover, add option code 'AA' and add \$210
  - To add removable back panel in open storage, add option code 'EE' and add \$571
  - To add metal grommet for T leg, add option code 'SG' and add \$72
  - High pressure drawer fronts add code 'HF' and add \$187

# Islands



BRC Introduces its newest open space office products: Islands. A collection of closed and open storage, lockers, bases and worksurfaces that work together to create touch down areas, media centers, lunch room stations or permanent work areas.



Mix and match a large selection of items to create your own unique layout. When a worksurface is added, the finished height is 42". Use the following pages for design inspiration or contact BRC if you need assistance.

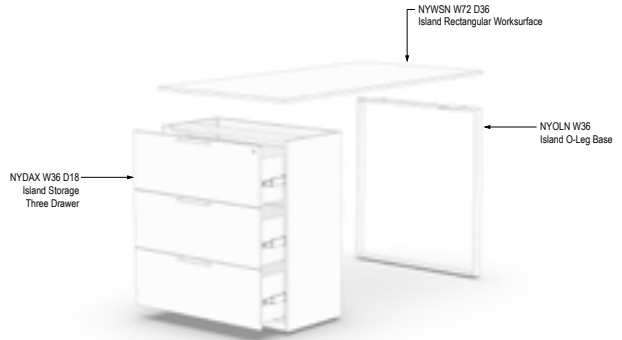
# Island Sample Layouts

Use the examples on this page to configure your own unique layouts. Worksurfaces and end panels can be ordered in custom widths, depths or heights as required. It is recommended to attach end or cover panels to cabinetry by first removing drawers (if applicable) and screwing in through side or back gables.



Island Table with Three Lateral Drawers & O Leg Base

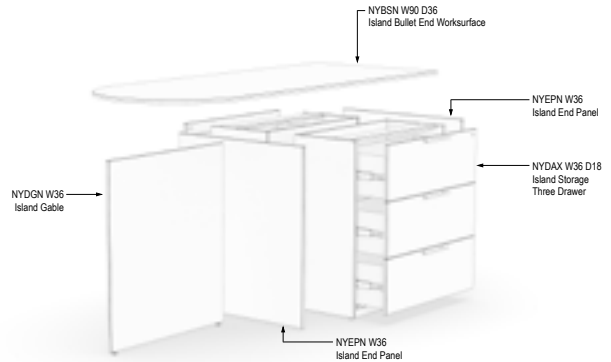
**!**  
Do not exceed 60"  
of unsupported space  
under worksurface



Island Table Exploded View



Island Table with Three Lateral Drawers & Center Gable

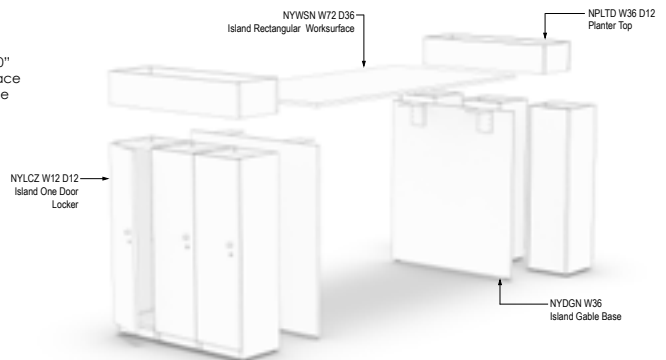


Island Table Exploded View



Island Table with Island Locker & Planter Top

**!**  
Do not exceed 60"  
of unsupported space  
under worksurface



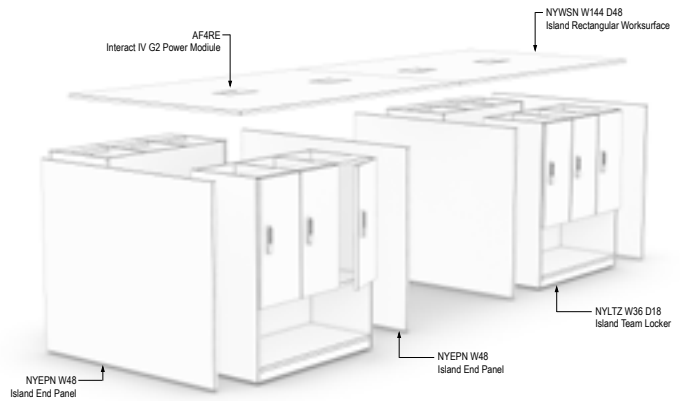
Island Table Exploded View

# Island Sample Layouts

Use the examples on this page to configure your own unique layouts. Worksurfaces and end panels can be ordered in custom widths, depths or heights as required. It is recommended to attach end or cover panels to cabinetry by first removing drawers (if applicable) and screwing in through side or back gables.



Island Table with Three Lateral Drawers & O Leg Base

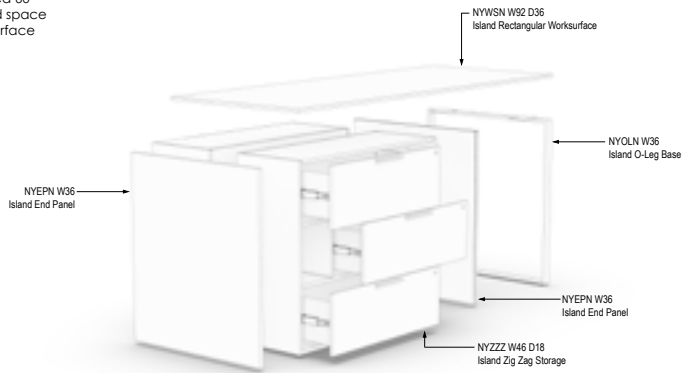


Island Table Exploded View

**!**  
Do not exceed 60" of unsupported space under worksurface



Island Table with Three Lateral Drawers & Center Gable

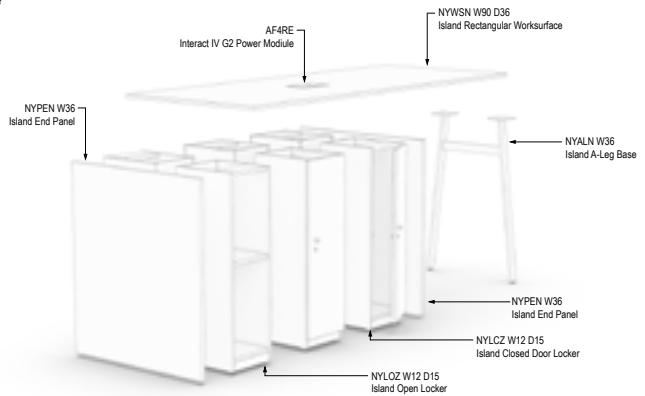


Island Table Exploded View

**!**  
Do not exceed 60" of unsupported space under worksurface



Island Table with Open & Closed Lockers



Island Table Exploded View

1

2

3

4

PRODUCT MAP PAGE:

TABLE OF CONTENTS

www Price Guides

www Finishes & Materials

www.brc.group

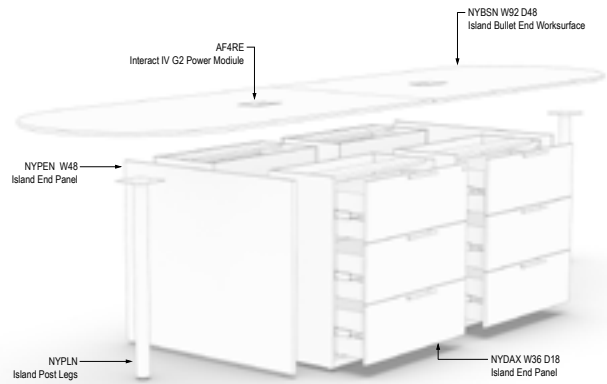


# Island Sample Layouts

Use the examples on this page to configure your own unique layouts. Worksurfaces and end panels can be ordered in custom widths, depths or heights as required. It is recommended to attach end or cover panels to cabinetry by first removing drawers (if applicable) and screwing in through side or back gables.



Island Table with Three Lateral Drawers and Post Leg

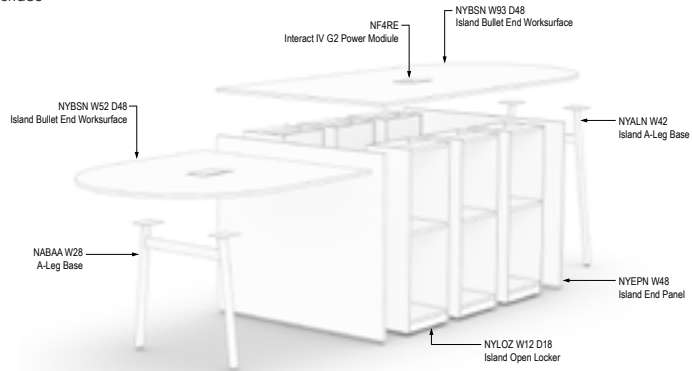


Island Table Exploded View

**!**  
Do not exceed 60"  
of unsupported space  
under worksurface



Island Table with Bullet End & Open Lockers

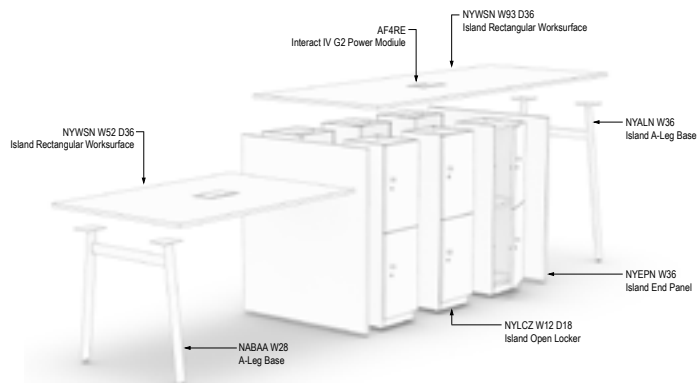


Island Table Exploded View

**!**  
Do not exceed 60"  
of unsupported space  
under worksurface



Island Table with Rectangular End & Open Lockers



Island Table Exploded View

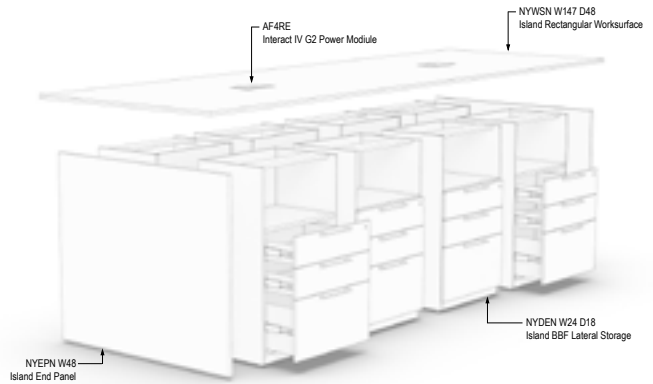


# Island Sample Layouts

Use the examples on this page to configure your own unique layouts. Worksurfaces and end panels can be ordered in custom widths, depths or heights as required. It is recommended to attach end or cover panels to cabinetry by first removing drawers (if applicable) and screwing in through side or back gables.



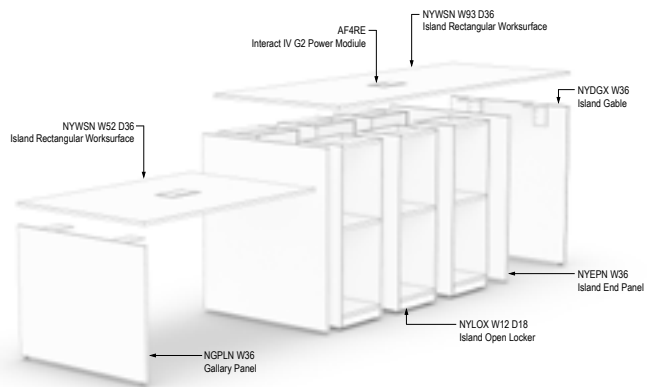
Island Table with BBF Lateral Drawers



Island Table Exploded View



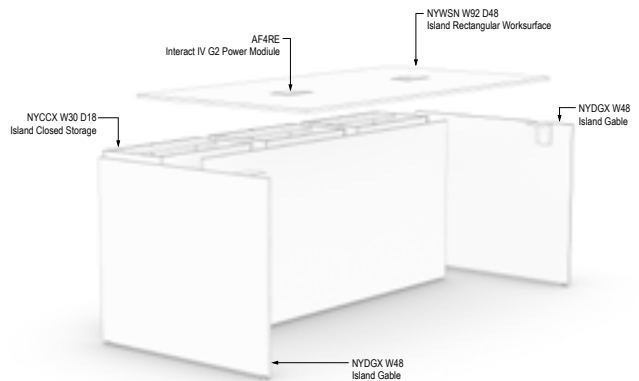
Island Table with Open Locker and Gable



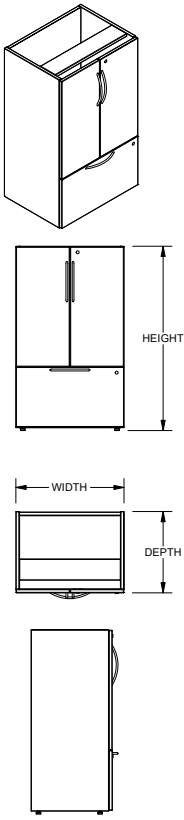
Island Table Exploded View



Island Table with Single Sided Closed Storage



Island Table Exploded View



OVERALL SIZE			
WIDTH	DEPTH	HEIGHT	PRICE
24"	18"	41"	1,381
24"	24"	41"	1,579
24"	30"	41"	1,629
30"	18"	41"	1,491
30"	24"	41"	1,649
30"	30"	41"	1,699
36"	18"	41"	1,603
36"	24"	41"	1,760
36"	30"	41"	1,810

Features & Specifications



ORDER CODE SAMPLE				
ITEM CODE	WIDTH	DEPTH	HEIGHT	LOCK
NYCAZ	W24	D18	H41	LBS

- 3/4" Thick LPL case construction with one inch of leveling
- Lock included on closed storage
- Includes one adjustable shelf

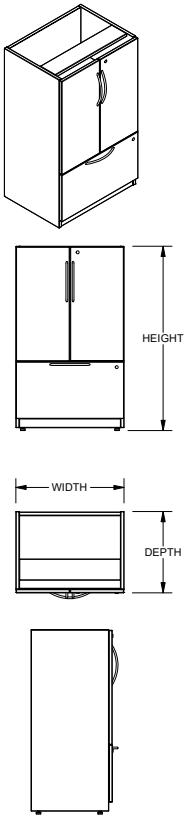
No Charge Options

- All standard laminate finishes available
- Specify lock option: BRC standard black 'LBB', silver 'LBS'



SPECIAL NOTES

- This storage product must be secured or ganged to an additional support structure (eg: wall, adjacent cabinet)



OVERALL SIZE			
WIDTH	DEPTH	HEIGHT	PRICE
24"	18"	41"	1,381
24"	24"	41"	1,579
24"	30"	41"	1,629
30"	18"	41"	1,491
30"	24"	41"	1,649
30"	30"	41"	1,699
36"	18"	41"	1,603
36"	24"	41"	1,760
36"	30"	41"	1,810

Features & Specifications

- 3/4" Thick LPL case construction with one inch of leveling
- Lock included on closed storage
- Includes one adjustable shelf

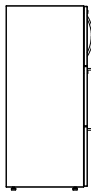
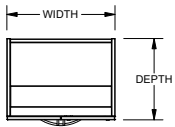
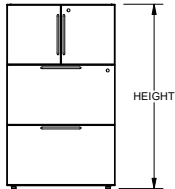
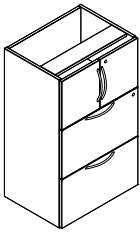
No Charge Options

- All standard laminate finishes available
- Specify lock option: BRC standard black 'LBB', silver 'LBS'



SPECIAL NOTES

- This storage product must be secured or ganged to an additional support structure (eg: wall, adjacent cabinet)



**OVERALL SIZE**

WIDTH	DEPTH	HEIGHT	PRICE
24"	18"	41"	1,415
24"	24"	41"	1,612
24"	30"	41"	1,662
30"	18"	41"	1,525
30"	24"	41"	1,682
30"	30"	41"	1,732
36"	18"	41"	1,637
36"	24"	41"	1,794
36"	30"	41"	1,844

**Features & Specifications**

**No Charge Options**



**SPECIAL NOTES**



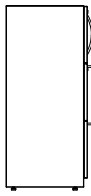
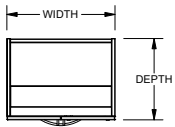
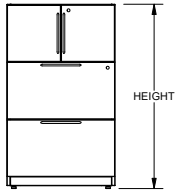
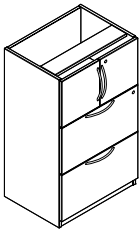
**ORDER CODE SAMPLE**

ITEM CODE	WIDTH	DEPTH	HEIGHT	LOCK
NYCBZ	W24	D18	H41	LBS

- 3/4" Thick LPL case construction with one inch of leveling
- Lock included on closed storage

- All standard laminate finishes available
- Specify lock option: BRC standard black 'LBB', silver 'LBS'

- This storage product must be secured or ganged to an additional support structure (eg: wall, adjacent cabinet)



**OVERALL SIZE**

WIDTH	DEPTH	HEIGHT	PRICE
24"	18"	41"	1,415
24"	24"	41"	1,612
24"	30"	41"	1,662
30"	18"	41"	1,525
30"	24"	41"	1,682
30"	30"	41"	1,732
36"	18"	41"	1,637
36"	24"	41"	1,794
36"	30"	41"	1,844

**Features & Specifications**

- 3/4" Thick LPL case construction with one inch of leveling
- Lock included on closed storage

**No Charge Options**

- All standard laminate finishes available
- Specify lock option: BRC standard black 'LBB', silver 'LBS'



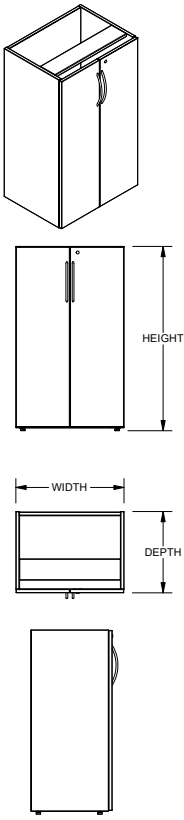
**SPECIAL NOTES**

- This storage product must be secured or ganged to an additional support structure (eg: wall, adjacent cabinet)



**ORDER CODE SAMPLE**

ITEM CODE	WIDTH	DEPTH	HEIGHT	LOCK
NYCBX	W24	D18	H41	LBS



**OVERALL SIZE**

WIDTH	DEPTH	HEIGHT	PRICE
24"	18"	41"	1,291
24"	24"	41"	1,490
24"	30"	41"	1,540
30"	18"	41"	1,401
30"	24"	41"	1,560
30"	30"	41"	1,609
36"	18"	41"	1,515
36"	24"	41"	1,671
36"	30"	41"	1,721

**Features & Specifications**

- 3/4" Thick LPL case construction with one inch of leveling
- Lock included on closed storage
- Includes two adjustable shelves

**No Charge Options**

- All standard laminate finishes available
- Specify lock option: BRC standard black 'LBB', silver 'LBS'



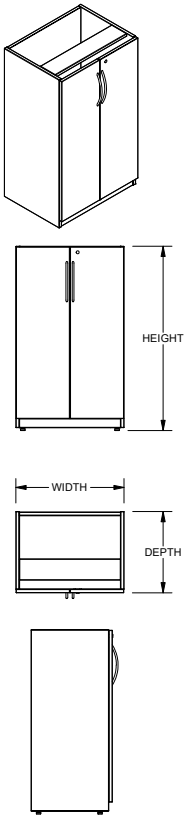
**SPECIAL NOTES**

- This storage product must be secured or ganged to an additional support structure (eg: wall, adjacent cabinet)



**ORDER CODE SAMPLE**

ITEM CODE	WIDTH	DEPTH	HEIGHT	LOCK
NYCCZ	W24	D18	H41	LBS



**OVERALL SIZE**

WIDTH	DEPTH	HEIGHT	PRICE
24"	18"	41"	1,291
24"	24"	41"	1,490
24"	30"	41"	1,540
30"	18"	41"	1,401
30"	24"	41"	1,560
30"	30"	41"	1,609
36"	18"	41"	1,515
36"	24"	41"	1,671
36"	30"	41"	1,721

**Features & Specifications**

- 3/4" Thick LPL case construction with one inch of leveling
- Lock included on closed storage
- Includes two adjustable shelves

**No Charge Options**

- All standard laminate finishes available
- Specify lock option: BRC standard black 'LBB', silver 'LBS'



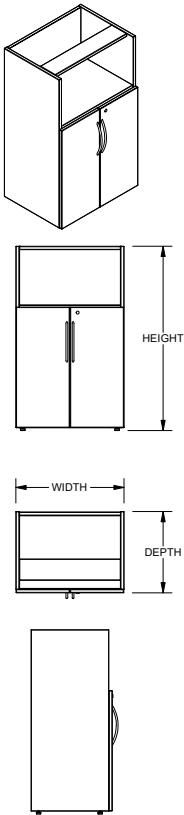
**SPECIAL NOTES**

- This storage product must be secured or ganged to an additional support structure (eg: wall, adjacent cabinet)



**ORDER CODE SAMPLE**

ITEM CODE	WIDTH	DEPTH	HEIGHT	LOCK
NYCCX	W24	D18	H41	LBS



**OVERALL SIZE**

WIDTH	DEPTH	HEIGHT	PRICE
24"	18"	41"	1,241
24"	24"	41"	1,440
24"	30"	41"	1,490
30"	18"	41"	1,351
30"	24"	41"	1,510
30"	30"	41"	1,560
36"	18"	41"	1,465
36"	24"	41"	1,621
36"	30"	41"	1,671

**Features & Specifications**

- 3/4" Thick LPL case construction with one inch of leveling
- Lock included on closed storage
- Includes one adjustable shelf

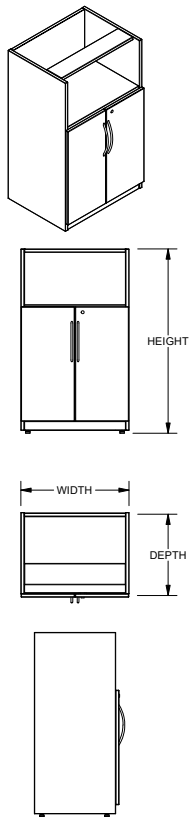
**No Charge Options**

- All standard laminate finishes available
- Specify lock option: BRC standard black 'LBB', silver 'LBS'



**SPECIAL NOTES**

- This storage product must be secured or ganged to an additional support structure (eg: wall, adjacent cabinet)



**OVERALL SIZE**

WIDTH	DEPTH	HEIGHT	PRICE
24"	18"	41"	1,241
24"	24"	41"	1,440
24"	30"	41"	1,490
30"	18"	41"	1,351
30"	24"	41"	1,510
30"	30"	41"	1,560
36"	18"	41"	1,465
36"	24"	41"	1,621
36"	30"	41"	1,671

**Features & Specifications**

- 3/4" Thick LPL case construction with one inch of leveling
- Lock included on closed storage
- Includes one adjustable shelf

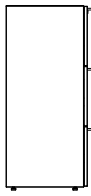
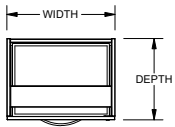
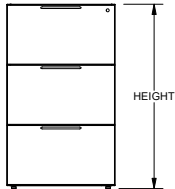
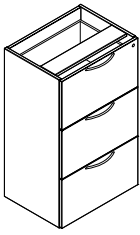
**No Charge Options**

- All standard laminate finishes available
- Specify lock option: BRC standard black 'LBB', silver 'LBS'



**SPECIAL NOTES**

- This storage product must be secured or ganged to an additional support structure (eg: wall, adjacent cabinet)



OVERALL SIZE			
WIDTH	DEPTH	HEIGHT	PRICE
24"	18"	41"	1,553
24"	24"	41"	1,751
24"	30"	41"	1,801
30"	18"	41"	1,663
30"	24"	41"	1,822
30"	30"	41"	1,872
36"	18"	41"	1,775
36"	24"	41"	1,932
36"	30"	41"	1,982

Features & Specifications

No Charge Options



SPECIAL NOTES

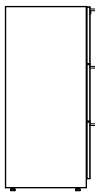
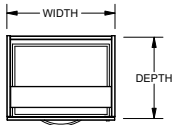
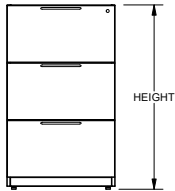
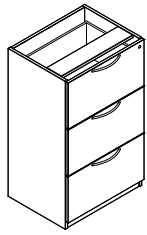


ORDER CODE SAMPLE				
ITEM CODE	WIDTH	DEPTH	HEIGHT	LOCK
NYDAZ	W24	D18	H41	LBS

- 3/4" Thick LPL case construction with one inch of leveling
- Lock included on closed storage

- All standard laminate finishes available
- Specify lock option: BRC standard black 'LBB', silver 'LBS'

- This storage product must be secured or ganged to an additional support structure (eg: wall, adjacent cabinet)



OVERALL SIZE			
WIDTH	DEPTH	HEIGHT	PRICE
24"	18"	41"	1,553
24"	24"	41"	1,751
24"	30"	41"	1,801
30"	18"	41"	1,663
30"	24"	41"	1,822
30"	30"	41"	1,872
36"	18"	41"	1,775
36"	24"	41"	1,932
36"	30"	41"	1,982

Features & Specifications

- 3/4" Thick LPL case construction with one inch of leveling
- Lock included on closed storage

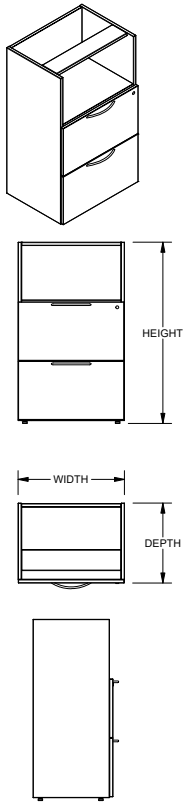
No Charge Options

- All standard laminate finishes available
- Specify lock option: BRC standard black 'LBB', silver 'LBS'



SPECIAL NOTES

- This storage product must be secured or ganged to an additional support structure (eg: wall, adjacent cabinet)



OVERALL SIZE			
WIDTH	DEPTH	HEIGHT	PRICE
24"	18"	41"	1,415
24"	24"	41"	1,612
24"	30"	41"	1,662
30"	18"	41"	1,525
30"	24"	41"	1,682
30"	30"	41"	1,732
36"	18"	41"	1,637
36"	24"	41"	1,794
36"	30"	41"	1,844

Features & Specifications

- 3/4" Thick LPL case construction with one inch of leveling
- Lock included on closed storage

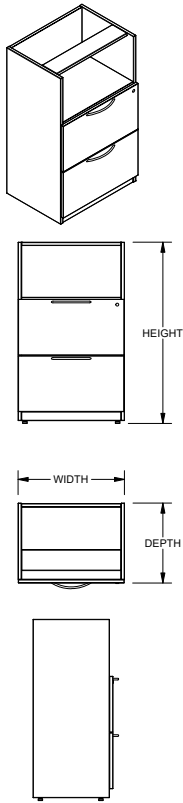
No Charge Options

- All standard laminate finishes available
- Specify lock option: BRC standard black 'LBB', silver 'LBS'



SPECIAL NOTES

- This storage product must be secured or ganged to an additional support structure (eg: wall, adjacent cabinet)



OVERALL SIZE			
WIDTH	DEPTH	HEIGHT	PRICE
24"	18"	41"	1,415
24"	24"	41"	1,612
24"	30"	41"	1,662
30"	18"	41"	1,525
30"	24"	41"	1,682
30"	30"	41"	1,732
36"	18"	41"	1,637
36"	24"	41"	1,794
36"	30"	41"	1,844

Features & Specifications



ORDER CODE SAMPLE				
ITEM CODE	WIDTH	DEPTH	HEIGHT	LOCK
NYDBX	W24	D18	H41	LBS

No Charge Options

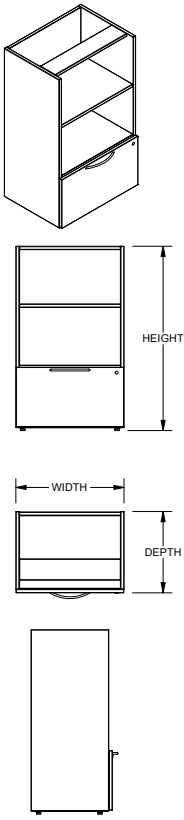


SPECIAL NOTES

- 3/4" Thick LPL case construction with one inch of leveling
- Lock included on closed storage

- All standard laminate finishes available
- Specify lock option: BRC standard black 'LBB', silver 'LBS'

- This storage product must be secured or ganged to an additional support structure (eg: wall, adjacent cabinet)



OVERALL SIZE			
WIDTH	DEPTH	HEIGHT	PRICE
24"	18"	41"	1,275
24"	24"	41"	1,473
24"	30"	41"	1,522
30"	18"	41"	1,386
30"	24"	41"	1,543
30"	30"	41"	1,593
36"	18"	41"	1,497
36"	24"	41"	1,654
36"	30"	41"	1,704

Features & Specifications

- 3/4" Thick LPL case construction with one inch of leveling
- Lock included on closed storage

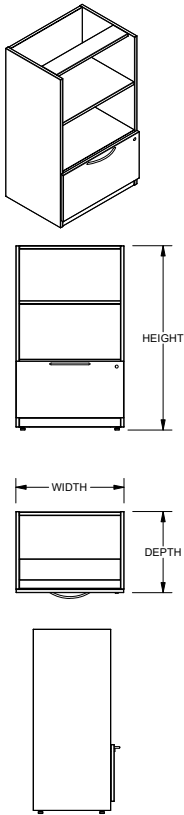
No Charge Options

- All standard laminate finishes available
- Specify lock option: BRC standard black 'LBB', silver 'LBS'



SPECIAL NOTES

- This storage product must be secured or ganged to an additional support structure (eg: wall, adjacent cabinet)



OVERALL SIZE			
WIDTH	DEPTH	HEIGHT	PRICE
24"	18"	41"	1,275
24"	24"	41"	1,473
24"	30"	41"	1,522
30"	18"	41"	1,386
30"	24"	41"	1,543
30"	30"	41"	1,593
36"	18"	41"	1,497
36"	24"	41"	1,654
36"	30"	41"	1,704

Features & Specifications



ORDER CODE SAMPLE				
ITEM CODE	WIDTH	DEPTH	HEIGHT	LOCK
NYDCX	W24	D18	H41	LBS

- 3/4" Thick LPL case construction with one inch of leveling
- Lock included on closed storage

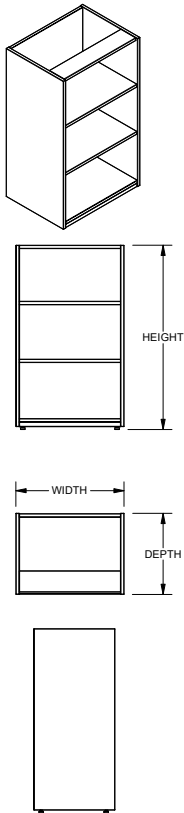
No Charge Options

- All standard laminate finishes available
- Specify lock option: BRC standard black 'LBB', silver 'LBS'



SPECIAL NOTES

- This storage product must be secured or ganged to an additional support structure (eg: wall, adjacent cabinet)



OVERALL SIZE			
WIDTH	DEPTH	HEIGHT	PRICE
24"	12"	41"	813
24"	15"	41"	932
24"	18"	41"	1,136
24"	24"	41"	1,335
30"	12"	41"	925
30"	15"	41"	1,043
30"	18"	41"	1,246
30"	24"	41"	1,404
36"	12"	41"	1,035
36"	15"	41"	1,155
36"	18"	41"	1,359
36"	24"	41"	1,516

Features & Specifications

No Charge Options

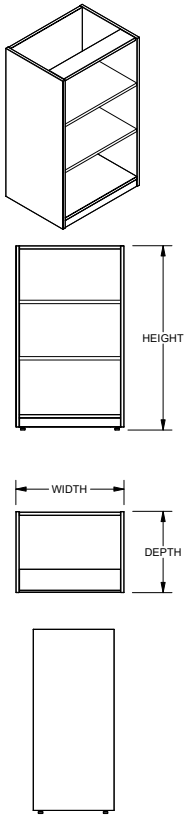


SPECIAL NOTES



ORDER CODE SAMPLE			
ITEM CODE	WIDTH	DEPTH	HEIGHT
NYDOZ	W24	D12	H41

- 3/4" Thick LPL case construction with one inch of leveling
- All standard laminate finishes available
- This storage product must be secured or ganged to an additional support structure (eg: wall, adjacent cabinet)



OVERALL SIZE			
WIDTH	DEPTH	HEIGHT	PRICE
24"	12"	41"	813
24"	15"	41"	932
24"	18"	41"	1,136
24"	24"	41"	1,335
30"	12"	41"	925
30"	15"	41"	1,043
30"	18"	41"	1,246
30"	24"	41"	1,404
36"	12"	41"	1,035
36"	15"	41"	1,155
36"	18"	41"	1,359
36"	24"	41"	1,516

Features & Specifications

No Charge Options

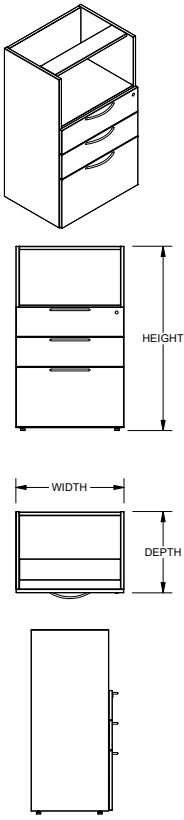


SPECIAL NOTES



ORDER CODE SAMPLE			
ITEM CODE	WIDTH	DEPTH	HEIGHT
NYDOX	W24	D12	H41

- 3/4" Thick LPL case construction with one inch of leveling
- All standard laminate finishes available
- This storage product must be secured or ganged to an additional support structure (eg: wall, adjacent cabinet)



OVERALL SIZE			
WIDTH	DEPTH	HEIGHT	PRICE
24"	18"	41"	1,553
24"	24"	41"	1,751
24"	30"	41"	1,801
30"	18"	41"	1,663
30"	24"	41"	1,822
30"	30"	41"	1,872
36"	18"	41"	1,775
36"	24"	41"	1,932
36"	30"	41"	1,982

Features & Specifications

No Charge Options



SPECIAL NOTES

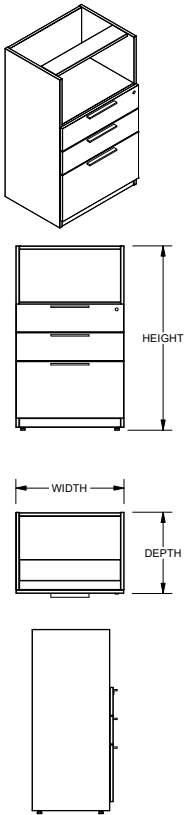


ORDER CODE SAMPLE				
ITEM CODE	WIDTH	DEPTH	HEIGHT	LOCK
NYDEZ	W24	D18	H41	LBS

- 3/4" Thick LPL case construction with one inch of leveling
- Lock included on closed storage

- All standard laminate finishes available
- Specify lock option: BRC standard black 'LBB', silver 'LBS'

- This storage product must be secured or ganged to an additional support structure (eg: wall, adjacent cabinet)



OVERALL SIZE			
WIDTH	DEPTH	HEIGHT	PRICE
24"	18"	41"	1,553
24"	24"	41"	1,751
24"	30"	41"	1,801
30"	18"	41"	1,663
30"	24"	41"	1,822
30"	30"	41"	1,872
36"	18"	41"	1,775
36"	24"	41"	1,932
36"	30"	41"	1,982

Features & Specifications



ORDER CODE SAMPLE				
ITEM CODE	WIDTH	DEPTH	HEIGHT	LOCK
NYDEX	W24	D18	H41	LBS

- 3/4" Thick LPL case construction with one inch of leveling
- Lock included on closed storage

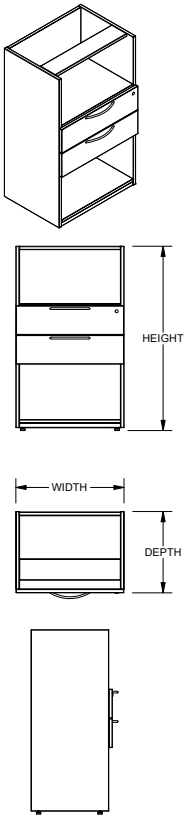
No Charge Options

- All standard laminate finishes available
- Specify lock option: BRC standard black 'LBB', silver 'LBS'



SPECIAL NOTES

- This storage product must be secured or ganged to an additional support structure (eg: wall, adjacent cabinet)



OVERALL SIZE			
WIDTH	DEPTH	HEIGHT	PRICE M3
24"	18"	41"	1,415
24"	24"	41"	1,612
24"	30"	41"	1,662
30"	18"	41"	1,525
30"	24"	41"	1,682
30"	30"	41"	1,732
36"	18"	41"	1,637
36"	24"	41"	1,794
36"	30"	41"	1,844

Features & Specifications

- 3/4" Thick LPL case construction with one inch of leveling
- Lock included on closed storage

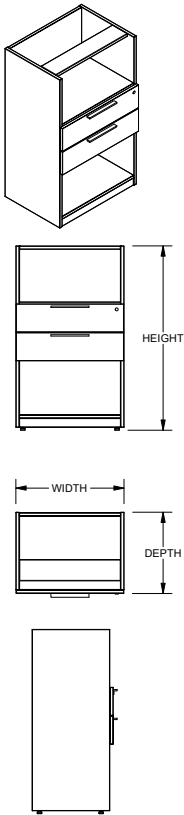
No Charge Options

- All standard laminate finishes available
- Specify lock option: BRC standard black 'LBB', silver 'LBS'



SPECIAL NOTES

- This storage product must be secured or ganged to an additional support structure (eg: wall, adjacent cabinet)



OVERALL SIZE			
WIDTH	DEPTH	HEIGHT	PRICE M3
24"	18"	41"	1,415
24"	24"	41"	1,612
24"	30"	41"	1,662
30"	18"	41"	1,525
30"	24"	41"	1,682
30"	30"	41"	1,732
36"	18"	41"	1,637
36"	24"	41"	1,794
36"	30"	41"	1,844

Features & Specifications

- 3/4" Thick LPL case construction with one inch of leveling
- Lock included on closed storage

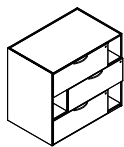
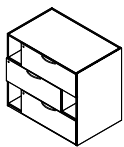
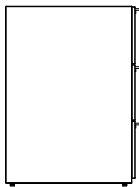
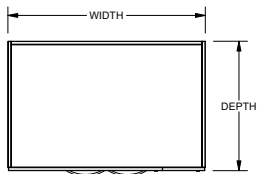
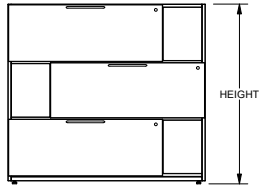
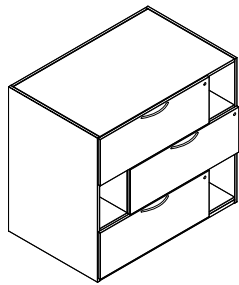
No Charge Options

- All standard laminate finishes available
- Specify lock option: BRC standard black 'LBB', silver 'LBS'



SPECIAL NOTES

- This storage product must be secured or ganged to an additional support structure (eg: wall, adjacent cabinet)



RIGHT HAND

LEFT HAND

Features & Specifications

No Charge Options



SPECIAL NOTES

OVERALL SIZE				
WIDTH	DEPTH	HEIGHT	DRAWER WIDTH	PRICE
34"	18"	41"	24"	2,020
40"	18"	41"	30"	2,276
46"	18"	41"	36"	2,340
34"	24"	41"	24"	2,162
40"	24"	41"	30"	2,367
46"	24"	41"	36"	2,434
34"	30"	41"	24"	2,308
40"	30"	41"	30"	2,512
46"	30"	41"	36"	2,577

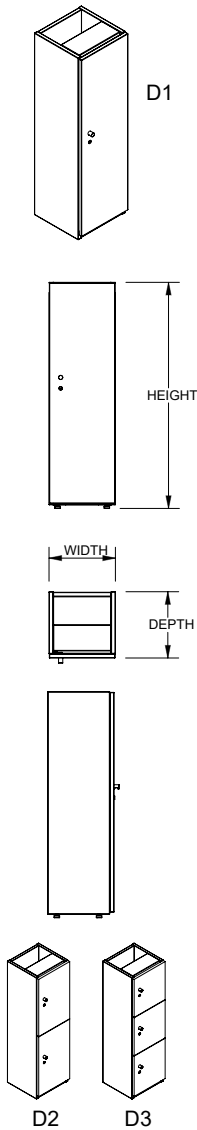


ORDER CODE SAMPLE					
ITEM CODE	WIDTH	DEPTH	HEIGHT	HAND	LOCK
NYZZZ	W34	D18	H41	R	LBS

- 3/4" Thick LPL case construction with one inch of leveling
- Lock included on closed storage
- Specify handedness left 'L' or right 'R' when ordering

- All standard laminate finishes available
- Specify lock option: BRC standard black 'LBB', silver 'LBS'

- This storage product must be secured or ganged to an additional support structure (eg: wall, adjacent cabinet)



OVERALL SIZE				
WIDTH	DEPTH	HEIGHT	DOORS	PRICE
12"	12"	41"	1	1,045
12"	15"	41"	1	1,095
12"	18"	41"	1	1,145
12"	24"	41"	1	1,195
15"	12"	41"	1	1,095
15"	15"	41"	1	1,145
15"	18"	41"	1	1,195
15"	24"	41"	1	1,245
20"	12"	41"	1	1,145
20"	15"	41"	1	1,195
20"	18"	41"	1	1,245
20"	24"	41"	1	1,295
12"	12"	41"	2	1,152
12"	15"	41"	2	1,200
12"	18"	41"	2	1,250
12"	24"	41"	2	1,300
15"	12"	41"	2	1,200
15"	15"	41"	2	1,250
15"	18"	41"	2	1,300
15"	24"	41"	2	1,350
20"	12"	41"	2	1,250
20"	15"	41"	2	1,300
20"	18"	41"	2	1,350
20"	24"	41"	2	1,400
12"	12"	41"	3	1,258
12"	15"	41"	3	1,308
12"	18"	41"	3	1,358
12"	24"	41"	3	1,407
15"	12"	41"	3	1,308
15"	15"	41"	3	1,358
15"	18"	41"	3	1,407
15"	24"	41"	3	1,456
20"	12"	41"	3	1,358
20"	15"	41"	3	1,407
20"	18"	41"	3	1,456
20"	24"	41"	3	1,506

LOCK OPTION			
# OF DOORS	UPCHARGE		
	LBB LBS	LSP	LKP
1	+0	+47	+391
2	+0	+94	+781
3	+0	+139	+1,172

LOCK CODES:



Ⓢ BRC STANDARD KEY:  
BLACK 'LBB'  
SILVER 'LBS'



ORDER CODE SAMPLE						
ITEM CODE	WIDTH	DEPTH	HEIGHT	DOORS	HAND	LOCK OPTION
NYLCZ	W12	D12	H41	D3	HL	LKP

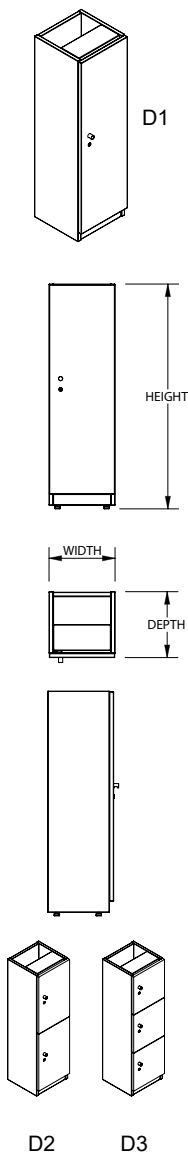
Features & Specifications

No Charge Options



SPECIAL NOTES

- One inch of leveling
- Wood grain runs vertically where applicable
- One door units include a coat hook on each side
- Specify lock option; reference chart and codes above, add price where applicable
- Specify handedness: 'HL' for hinged left or 'HR' for hinged right
- All lockers include a single pull handle where keyed lock is specified (LBB & LBS)
- All standard laminates available
- This product is not freestanding and must be secured or ganged to an additional support structure such as a wall and/or an adjacent locker



Features & Specifications

No Charge Options



SPECIAL NOTES

OVERALL SIZE				
WIDTH	DEPTH	HEIGHT	DOORS	PRICE
12"	12"	41"	1	1,045
12"	15"	41"	1	1,095
12"	18"	41"	1	1,145
12"	24"	41"	1	1,195
15"	12"	41"	1	1,095
15"	15"	41"	1	1,145
15"	18"	41"	1	1,195
15"	24"	41"	1	1,245
20"	12"	41"	1	1,145
20"	15"	41"	1	1,195
20"	18"	41"	1	1,245
20"	24"	41"	1	1,295
12"	12"	41"	2	1,152
12"	15"	41"	2	1,200
12"	18"	41"	2	1,250
12"	24"	41"	2	1,300
15"	12"	41"	2	1,200
15"	15"	41"	2	1,250
15"	18"	41"	2	1,300
15"	24"	41"	2	1,350
20"	12"	41"	2	1,250
20"	15"	41"	2	1,300
20"	18"	41"	2	1,350
20"	24"	41"	2	1,400
12"	12"	41"	3	1,258
12"	15"	41"	3	1,308
12"	18"	41"	3	1,358
12"	24"	41"	3	1,407
15"	12"	41"	3	1,308
15"	15"	41"	3	1,358
15"	18"	41"	3	1,407
15"	24"	41"	3	1,456
20"	12"	41"	3	1,358
20"	15"	41"	3	1,407
20"	18"	41"	3	1,456
20"	24"	41"	3	1,506

LOCK OPTION			
# OF DOORS	UPCHARGE		
	LBB LBS	LSP	LKP
1	+0	+47	+391
2	+0	+94	+781
3	+0	+139	+1,172

LOCK CODES:



Ⓢ BRC STANDARD KEY:  
BLACK 'LBB'  
SILVER 'LBS'

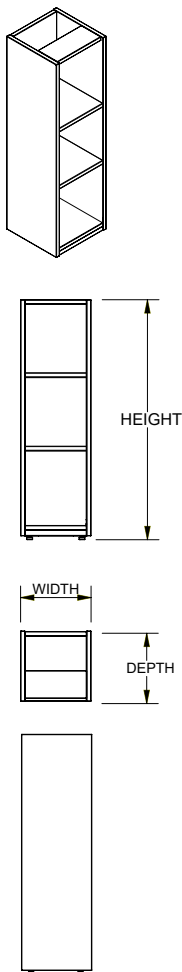


ORDER CODE SAMPLE						
ITEM CODE	WIDTH	DEPTH	HEIGHT	DOORS	HAND	LOCK OPTION
NYLCX	W12	D12	H41	D3	HL	LKP

- One inch of leveling
- Wood grain runs vertically where applicable
- One door units include a coat hook on each side
- Specify lock option; reference chart and codes above, add price where applicable
- Specify handedness: 'HL' for hinged left or 'HR' for hinged right
- All lockers include a single pull handle where keyed lock is specified (LBB & LBS)

- All standard laminates available

- This product is not freestanding and must be secured or ganged to an additional support structure such as a wall and/or an adjacent locker



OVERALL SIZE			
WIDTH	DEPTH	HEIGHT	PRICE
12"	12"	41"	940
12"	15"	41"	990
12"	18"	41"	1,039
12"	24"	41"	1,089
15"	12"	41"	990
15"	15"	41"	1,039
15"	18"	41"	1,089
15"	24"	41"	1,138
20"	12"	41"	1,039
20"	15"	41"	1,089
20"	18"	41"	1,138
20"	24"	41"	1,188
12"	12"	41"	990
12"	15"	41"	1,039
12"	18"	41"	1,089
12"	24"	41"	1,138
15"	12"	41"	1,039
15"	15"	41"	1,089
15"	18"	41"	1,138
15"	24"	41"	1,188
20"	12"	41"	1,089
20"	15"	41"	1,138
20"	18"	41"	1,188
20"	24"	41"	1,238
12"	12"	41"	1,039
12"	15"	41"	1,089
12"	18"	41"	1,138
12"	24"	41"	1,188
15"	12"	41"	1,089
15"	15"	41"	1,138
15"	18"	41"	1,188
15"	24"	41"	1,238
20"	12"	41"	1,138
20"	15"	41"	1,188
20"	18"	41"	1,238
20"	24"	41"	1,288

Features & Specifications

No Charge Options


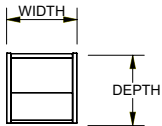
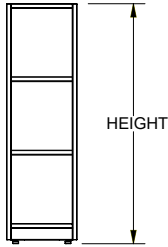
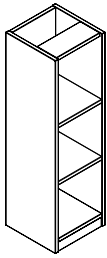


SPECIAL NOTES



ORDER CODE SAMPLE			
ITEM CODE	WIDTH	DEPTH	HEIGHT
NYLOZ	W12	D12	H41

- One inch of leveling
- Wood grain runs vertically where applicable
- Includes three adjustable shelves
- All standard laminates available
- This product is not freestanding and must be secured or ganged to an additional support structure such as a wall and/or an adjacent locker



OVERALL SIZE			
WIDTH	DEPTH	HEIGHT	PRICE
12"	12"	41"	940
12"	15"	41"	990
12"	18"	41"	1,039
12"	24"	41"	1,089
15"	12"	41"	990
15"	15"	41"	1,039
15"	18"	41"	1,089
15"	24"	41"	1,138
20"	12"	41"	1,039
20"	15"	41"	1,089
20"	18"	41"	1,138
20"	24"	41"	1,188
12"	12"	41"	990
12"	15"	41"	1,039
12"	18"	41"	1,089
12"	24"	41"	1,138
15"	12"	41"	1,039
15"	15"	41"	1,089
15"	18"	41"	1,138
15"	24"	41"	1,188
20"	12"	41"	1,089
20"	15"	41"	1,138
20"	18"	41"	1,188
20"	24"	41"	1,238
12"	12"	41"	1,039
12"	15"	41"	1,089
12"	18"	41"	1,138
12"	24"	41"	1,188
15"	12"	41"	1,089
15"	15"	41"	1,138
15"	18"	41"	1,188
15"	24"	41"	1,238
20"	12"	41"	1,138
20"	15"	41"	1,188
20"	18"	41"	1,238
20"	24"	41"	1,288

Features & Specifications

- One inch of leveling
- Wood grain runs vertically where applicable
- Includes three adjustable shelves

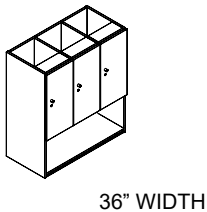
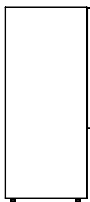
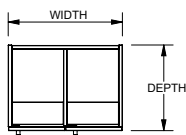
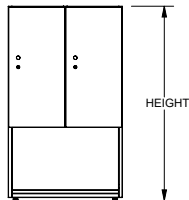
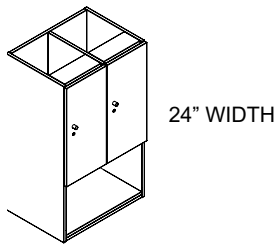
No Charge Options

- All standard laminates available



SPECIAL NOTES

- This product is not freestanding and must be secured or ganged to an additional support structure such as a wall and/or an adjacent locker



OVERALL SIZE				
WIDTH	DEPTH	HEIGHT	DOORS	PRICE
24"	18"	41"	2	1,597
36"	18"	41"	3	1,921

LOCK OPTION			
# OF DOORS	UPCHARGE		
	LBB LBS	LSP	LKP
2	+0	+94	+781
3	+0	+139	+1,172

LOCK CODES:



ORDER CODE SAMPLE						
ITEM CODE	WIDTH	DEPTH	HEIGHT	DOORS	HAND	LOCK OPTION
NYLTZ	W24	D18	H41	D2	HL	LKP

Features & Specifications

No Charge Options

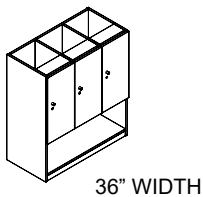

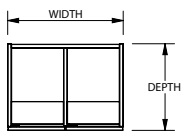
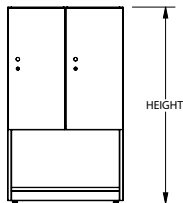
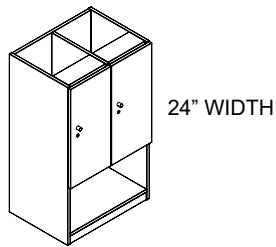


SPECIAL NOTES

- One inch of leveling
- Wood grain runs vertically where applicable
- Specify lock option; reference chart and codes above, add price where applicable
- Specify handedness: 'HL' for hinged left or 'HR' for hinged right
- All lockers include a single pull handle where keyed lock is specified (LBB & LBS)

- All standard laminates available

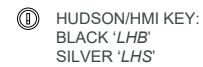
- This product is not freestanding and must be secured or ganged to an additional support structure such as a wall and/or an adjacent locker



OVERALL SIZE				
WIDTH	DEPTH	HEIGHT	DOORS	PRICE
24"	18"	41"	2	1,597
36"	18"	41"	3	1,921

LOCK OPTION			
# OF DOORS	UPCHARGE		
	LHB LHS	LSP	LKP
2	+0	+94	+781
3	+0	+139	+1,172

LOCK CODES:



ORDER CODE SAMPLE						
ITEM CODE	WIDTH	DEPTH	HEIGHT	DOORS	HAND	LOCK OPTION
NYLTX	W24	D18	H41	D2	HL	LKP

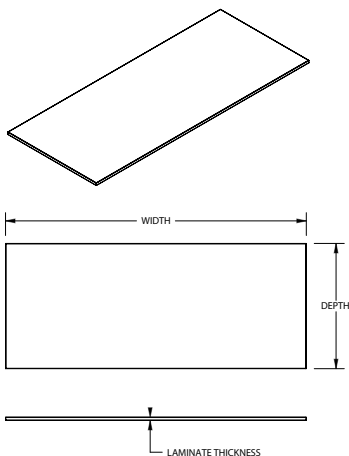
Features & Specifications

No Charge Options



SPECIAL NOTES

- One inch of leveling
- Wood grain runs vertically where applicable
- Specify lock option; reference chart and codes above, add price where applicable
- Specify handedness: 'HL' for hinged left or 'HR' for hinged right
- All lockers include a single pull handle where keyed lock is specified (LHB & LHS)
- All standard laminates available
- This product is not freestanding and must be secured or ganged to an additional support structure such as a wall and/or an adjacent locker



OVERALL SIZE		LAMINATE THICKNESS	
WIDTH	DEPTH	PRICE M1	PRICE H1
72"	30"	567	787
78"	30"	570	792
84"	30"	572	794
90"	30"	575	799
96"	30"	577	801
102"	30"	582	808
108"	30"	588	816
114"	30"	1044	1451
120"	30"	1051	1458
126"	30"	1059	1472
132"	30"	1059	1472
138"	30"	1071	1487
144"	30"	1071	1487
156"	30"	1079	1500
168"	30"	1090	1513
180"	30"	1099	1527
192"	30"	1110	1540
204"	30"	1119	1553
216"	30"	1129	1568
228"	30"	1521	2195
240"	30"	1629	2264
252"	30"	1651	2284
264"	30"	1662	2296
276"	30"	1669	2308
288"	30"	1669	2320
72"	36"	587	815
78"	36"	590	820
84"	36"	592	823
90"	36"	595	827
96"	36"	598	829
102"	36"	603	837
108"	36"	607	845
114"	36"	1118	1553
120"	36"	1122	1560
126"	36"	1128	1568
132"	36"	1134	1575
138"	36"	1139	1583
144"	36"	1143	1589

Features & Specifications

No Charge Options

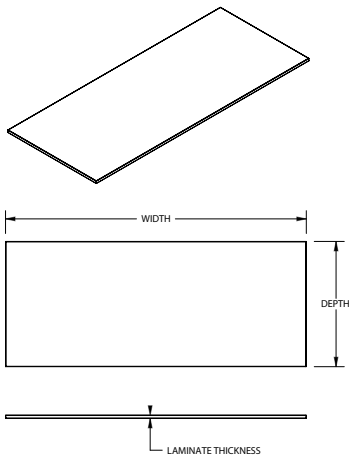


SPECIAL NOTES



ORDER CODE SAMPLE			
ITEM CODE	WIDTH	DEPTH	LAMINATE
NYWSN	W72	D30	M1

- Can be used in storage top and worksurface applications
- Does not include inserts or pilot holes under the worksurface
- Laminate codes - M1: 1" LPL, H1: 1" HPL
- LPL surfaces are finished on both sides; HPL surfaces are finished on one side only with backer on underside
- Individual sheet sizes are maximum 96" long. Laminate sheets are not edged on seam where multiple sheets are joined. Joining hardware included for multiple sheet sizes.
- All standard laminate finishes available
- Maximum unsupported span should not exceed 60". Placing a seam on an unsupported area is not recommended. Contact BRC for layout options and support mechanisms.



OVERALL SIZE		LAMINATE THICKNESS	
WIDTH	DEPTH	PRICE M1	PRICE H1
156"	36"	1154	1604
168"	36"	1164	1618
180"	36"	1175	1632
192"	36"	1184	1647
204"	36"	1195	1661
216"	36"	1205	1676
228"	36"	1541	2223
240"	36"	1731	2407
252"	36"	1742	2421
264"	36"	1753	2437
276"	36"	1764	2452
288"	36"	1774	2463
72"	48"	587	815
78"	48"	590	820
84"	48"	592	823
90"	48"	595	827
96"	48"	598	829
102"	48"	603	837
108"	48"	607	845
114"	48"	1118	1553
120"	48"	1122	1560
126"	48"	1128	1568
132"	48"	1134	1575
138"	48"	1139	1583
144"	48"	1143	1589
156"	48"	1154	1604
168"	48"	1164	1618
180"	48"	1175	1632
192"	48"	1184	1647
204"	48"	1195	1661
216"	48"	1205	1676
228"	48"	1541	2223
240"	48"	1731	2407
252"	48"	1742	2421
264"	48"	1753	2437
276"	48"	1764	2452
288"	48"	1774	2463

Features & Specifications

No Charge Options

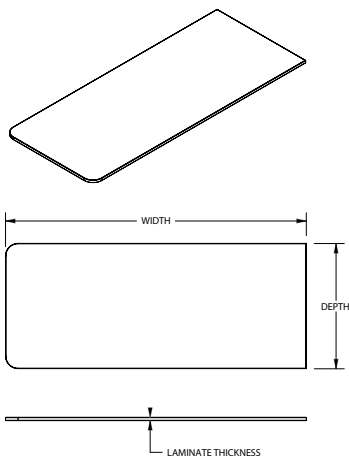


SPECIAL NOTES



ORDER CODE SAMPLE			
ITEM CODE	WIDTH	DEPTH	LAMINATE
NYWSN	W72	D30	M1

- Can be used in storage top and worksurface applications
- Does not include inserts or pilot holes under the worksurface
- Laminate codes - M1: 1" LPL, H1: 1" HPL
- LPL surfaces are finished on both sides; HPL surfaces are finished on one side only with backer on underside
- Individual sheet sizes are maximum 96" long. Laminate sheets are not edged on seam where multiple sheets are joined. Joining hardware included for multiple sheet sizes.
- All standard laminate finishes available
- Maximum unsupported span should not exceed 60". Placing a seam on an unsupported area is not recommended. Contact BRC for layout options and support mechanisms.



OVERALL SIZE		LAMINATE THICKNESS	
WIDTH	DEPTH	PRICE M1	PRICE H1
72"	30"	634	893
78"	30"	635	894
84"	30"	638	896
90"	30"	641	897
96"	30"	641	897
102"	30"	645	905
108"	30"	650	912
114"	30"	1154	1,613
120"	30"	1159	1,620
126"	30"	1169	1,633
132"	30"	1169	1,633
138"	30"	1179	1,648
144"	30"	1179	1,648
156"	30"	1189	1,662
168"	30"	1200	1,677
180"	30"	1210	1,690
192"	30"	1220	1,705
204"	30"	1231	1,718
216"	30"	1241	1,733
228"	30"	1648	2,383
240"	30"	1759	2,455
252"	30"	1782	2,475
264"	30"	1793	2,487
276"	30"	1800	2,500
288"	30"	1800	2,512
72"	36"	635	894
78"	36"	639	898
84"	36"	639	897
90"	36"	642	898
96"	36"	642	898
102"	36"	642	901
108"	36"	644	901
114"	36"	1257	1,773
120"	36"	1258	1,774
126"	36"	1268	1,777
132"	36"	1260	1,777
138"	36"	1264	1,779
144"	36"	1264	1,779

Features & Specifications

No Charge Options

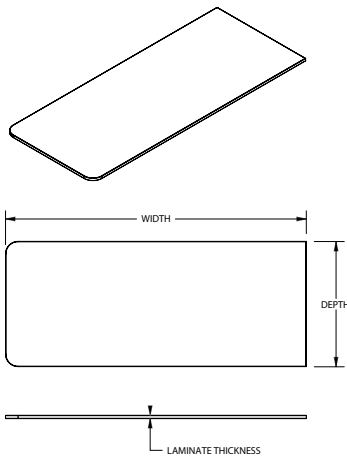


SPECIAL NOTES



ORDER CODE SAMPLE			
ITEM CODE	WIDTH	DEPTH	LAMINATE
NYRSN	W72	D30	M1

- Can be used in storage top and worksurface applications
- Does not include inserts or pilot holes under the worksurface
- Laminate codes - M1: 1" LPL, H1: 1" HPL
- LPL surfaces are finished on both sides; HPL surfaces are finished on one side only with backer on underside
- Individual sheet sizes are maximum 96" long. Laminate sheets are not edged on seam where multiple sheets are joined. Joining hardware included for multiple sheet sizes.
- All standard laminate finishes available
- Maximum unsupported span should not exceed 60". Placing a seam on an unsupported area is not recommended. Contact BRC for layout options and support mechanisms.



OVERALL SIZE		LAMINATE THICKNESS	
WIDTH	DEPTH	PRICE M1	PRICE H1
156"	36"	1265	1,782
168"	36"	1268	1,784
180"	36"	1269	1,787
192"	36"	1274	1,790
204"	36"	1278	1,794
216"	36"	1278	1,794
228"	36"	1686	2,445
240"	36"	1895	2,670
252"	36"	1895	2,670
264"	36"	1900	2,674
276"	36"	1900	2,674
288"	36"	1905	2,680
72"	48"	639	897
78"	48"	639	898
84"	48"	642	898
90"	48"	643	901
96"	48"	644	901
102"	48"	645	903
108"	48"	646	905
114"	48"	1259	1,775
120"	48"	1260	1,777
126"	48"	1264	1,779
132"	48"	1264	1,779
138"	48"	1265	1,265
144"	48"	1265	1,782
156"	48"	1268	1,784
168"	48"	1269	1,787
180"	48"	1274	1,790
192"	48"	1276	1,792
204"	48"	1278	1,278
216"	48"	1281	1,798
228"	48"	1688	2,447
240"	48"	1897	2,672
252"	48"	1900	2,674
264"	48"	1901	2,675
276"	48"	1905	2,678
288"	48"	1908	2,682

Features & Specifications

No Charge Options

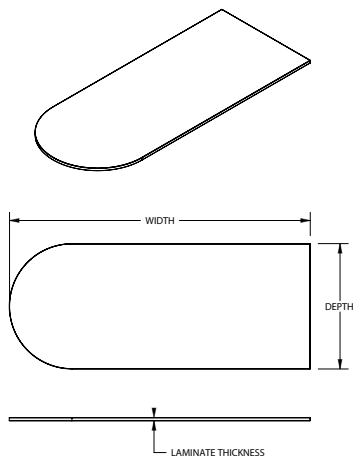


SPECIAL NOTES



ORDER CODE SAMPLE			
ITEM CODE	WIDTH	DEPTH	LAMINATE
NYRSN	W72	D30	M1

- Can be used in storage top and worksurface applications
- Does not include inserts or pilot holes under the worksurface
- Laminate codes - M1: 1" LPL, H1: 1" HPL
- LPL surfaces are finished on both sides; HPL surfaces are finished on one side only with backer on underside
- Individual sheet sizes are maximum 96" long. Laminate sheets are not edged on seam where multiple sheets are joined. Joining hardware included for multiple sheet sizes.
- All standard laminate finishes available
- Maximum unsupported span should not exceed 60". Placing a seam on an unsupported area is not recommended. Contact BRC for layout options and support mechanisms.



OVERALL SIZE		LAMINATE THICKNESS	
WIDTH	DEPTH	PRICE M1	PRICE H1
72"	30"	634	893
78"	30"	635	894
84"	30"	638	896
90"	30"	641	897
96"	30"	641	897
102"	30"	645	905
108"	30"	650	912
114"	30"	1154	1613
120"	30"	1159	1620
126"	30"	1169	1633
132"	30"	1169	1633
138"	30"	1179	1648
144"	30"	1179	1648
156"	30"	1189	1662
168"	30"	1200	1677
180"	30"	1210	1690
192"	30"	1220	1705
204"	30"	1231	1718
216"	30"	1241	1733
228"	30"	1648	2383
240"	30"	1759	2455
252"	30"	1782	2475
264"	30"	1793	2487
276"	30"	1800	2500
288"	30"	1800	2512
72"	36"	635	894
78"	36"	639	898
84"	36"	639	897
90"	36"	642	898
96"	36"	642	898
102"	36"	642	901
108"	36"	644	901
114"	36"	1257	1773
120"	36"	1258	1774
126"	36"	1268	1777
132"	36"	1260	1777
138"	36"	1264	1779
144"	36"	1264	1779

Features & Specifications

No Charge Options

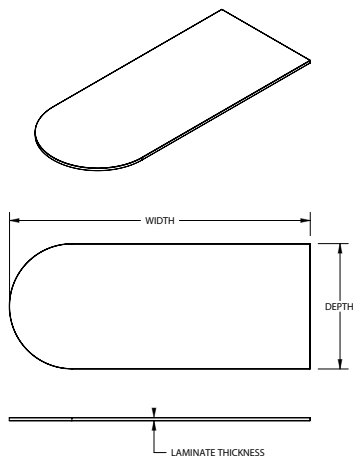


SPECIAL NOTES



ORDER CODE SAMPLE			
ITEM CODE	WIDTH	DEPTH	LAMINATE
NYBSN	W72	D30	M1

- Can be used in storage top and worksurface applications
- Does not include inserts or pilot holes under the worksurface
- Laminate codes - M1: 1" LPL, H1: 1" HPL
- LPL surfaces are finished on both sides; HPL surfaces are finished on one side only with backer on underside
- Individual sheet sizes are maximum 96" long. Laminate sheets are not edged on seam where multiple sheets are joined. Joining hardware included for multiple sheet sizes.
- All standard laminate finishes available
- Maximum unsupported span should not exceed 60". Placing a seam on an unsupported area is not recommended. Contact BRC for layout options and support mechanisms.



OVERALL SIZE		LAMINATE THICKNESS	
WIDTH	DEPTH	PRICE M1	PRICE H1
156"	36"	1265	1782
168"	36"	1268	1784
180"	36"	1269	1787
192"	36"	1274	1790
204"	36"	1278	1794
216"	36"	1278	1794
228"	36"	1686	2445
240"	36"	1895	2670
252"	36"	1895	2670
264"	36"	1900	2674
276"	36"	1900	2674
288"	36"	1905	2680
72"	48"	639	897
78"	48"	639	898
84"	48"	642	898
90"	48"	643	901
96"	48"	644	901
102"	48"	645	903
108"	48"	646	905
114"	48"	1259	1775
120"	48"	1260	1777
126"	48"	1264	1779
132"	48"	1264	1779
138"	48"	1265	1265
144"	48"	1265	1782
156"	48"	1268	1784
168"	48"	1269	1787
180"	48"	1274	1790
192"	48"	1276	1792
204"	48"	1278	1798
216"	48"	1281	1798
228"	48"	1688	2447
240"	48"	1897	2672
252"	48"	1900	2674
264"	48"	1901	2675
276"	48"	1905	2678
288"	48"	1908	2682

Features & Specifications

No Charge Options




SPECIAL NOTES



ORDER CODE SAMPLE			
ITEM CODE	WIDTH	DEPTH	LAMINATE
NYBSN	W72	D30	M1

- Can be used in storage top and worksurface applications
- Does not include inserts or pilot holes under the worksurface
- Laminate codes - M1: 1" LPL, H1: 1" HPL
- LPL surfaces are finished on both sides; HPL surfaces are finished on one side only with backer on underside
- Individual sheet sizes are maximum 96" long. Laminate sheets are not edged on seam where multiple sheets are joined. Joining hardware included for multiple sheet sizes.
- All standard laminate finishes available
- Maximum unsupported span should not exceed 60". Placing a seam on an unsupported area is not recommended. Contact BRC for layout options and support mechanisms.



OVERALL SIZE		
DEPTH	HEIGHT	PRICE
24"	41"	670
30"	41"	720
36"	41"	770
42"	41"	817
48"	41"	867

Features & Specifications

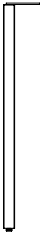
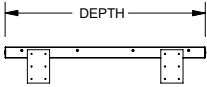

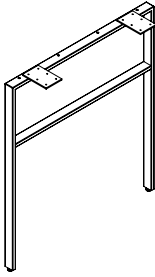


ORDER CODE SAMPLE	
ITEM CODE	DEPTH
NYOLN	W24

- Tubular steel construction with one inch of leveling
- 3/4" Fasteners included

No Charge Options

- All standard metal finishes available



Features & Specifications


No Charge Options

OVERALL SIZE		
DEPTH	HEIGHT	PRICE
24"	41"	670
30"	41"	720
36"	41"	770
42"	41"	817
48"	41"	867



ORDER CODE SAMPLE	
ITEM CODE	DEPTH
NYHLN	W24

- Tubular steel construction with one inch of leveling
- 3/4" Fasteners included
  
- All standard metal finishes available



OVERALL SIZE			
DEPTH	HEIGHT	FOR WORKSURFACE DEPTH	PRICE
24"	41"	30", 36"	670
36"	41"	42", 48"	770

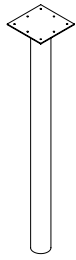
Features & Specifications

No Charge Options



ORDER CODE SAMPLE	
ITEM CODE	DEPTH
NYALN	W24

- Tubular steel construction with one inch of leveling
- 3/4" Fasteners included
  
- All standard metal finishes available



OVERALL SIZE		
DIAMETER	HEIGHT	PRICE
3"	41"	106

Features & Specifications


- Tubular steel construction with one inch of leveling
- 3/4" Fasteners included

No Charge Options

- All standard metal finishes available



ORDER CODE SAMPLE
ITEM CODE
NYPLN



OVERALL SIZE		
DEPTH	HEIGHT	PRICE
24"	41"	427
30"	41"	502
36"	41"	578
42"	41"	652
48"	41"	728

Features & Specifications




ORDER CODE SAMPLE	
ITEM CODE	OPTION
NYDGN	W24

- One inch of leveling
- Gable is 1" thick LPL construction
- Wood grain runs vertical if applicable

No Charge Options

- All standard laminates available



OVERALL SIZE		
DEPTH	NOMINAL HEIGHT	PRICE
30"	41"	363
36"	41"	514
48"	41"	663

Features & Specifications




ORDER CODE SAMPLE	
ITEM CODE	OPTION
NYEPX	W30

- Panel is 1" thick LPL construction
- Wood grain runs vertical if applicable
- Attach using screws or double sided tape (not included) as needed
- Panel does not have levelers
- For cabinets with 2" kick

No Charge Options

- All standard laminates available



OVERALL SIZE		
DEPTH	NOMINAL HEIGHT	PRICE
30"	41"	363
36"	41"	514
48"	41"	663

Features & Specifications

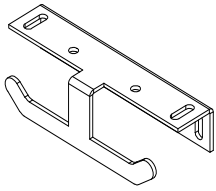


ORDER CODE SAMPLE	
ITEM CODE	OPTION
NYEPZ	W30

- Panel is 1" thick LPL construction
- Wood grain runs vertical if applicable
- Attach using screws or double sided tape (not included) as needed
- Panel does not have levelers
- For cabinets with 1" kick

No Charge Options

- All standard laminates available



OVERALL SIZE	
WIDTH	PRICE
6"	117

Features & Specifications



ORDER CODE SAMPLE	
ITEM CODE	OPTION
NYLBN	W6

- Sold as a pair

No Charge Options

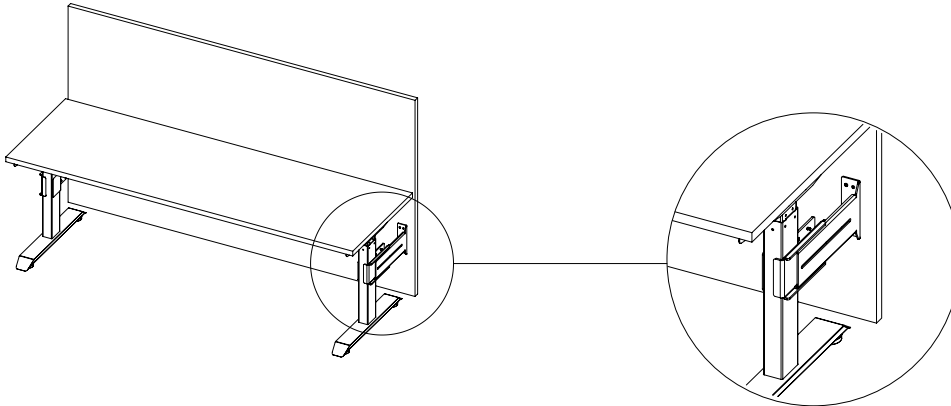
- All standard metal finishes available

# Height Adjustable Table Support Brackets

Height adjustable tables present unique challenges when mounting to adjacent furniture. BRC's table support brackets allow direct connection to Gallery Panels, tall storage, credenzas and other items while allowing full height adjustable functionality. These brackets have been designed specifically for our Mesa T leg and C leg bases but may be applicable to non-BRC product. Contact a BRC representative for full details.

## T Leg Rear Mount Bracket

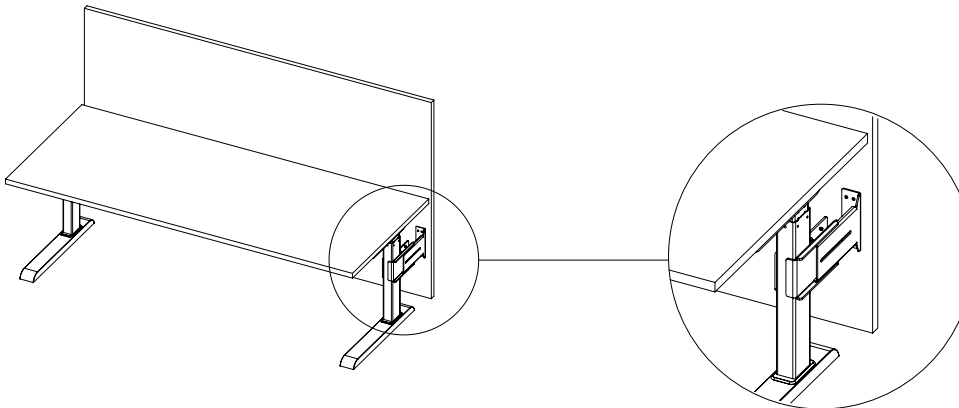
Product Code: NABRA



For use on Mesa T leg tables 24" and 30" deep. Connection to rear panel or similar is permanent by way of screws or bolts. Connection to T leg is a clamping mechanism that does not damage or alter the base.

## C Leg Rear Mount Bracket

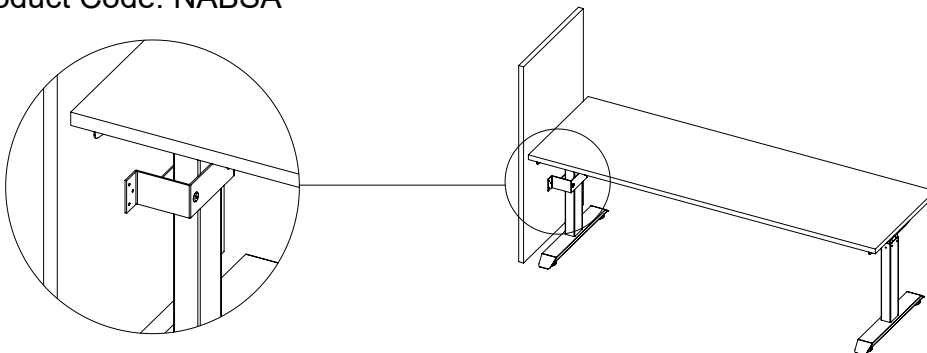
Product Code: NABCA



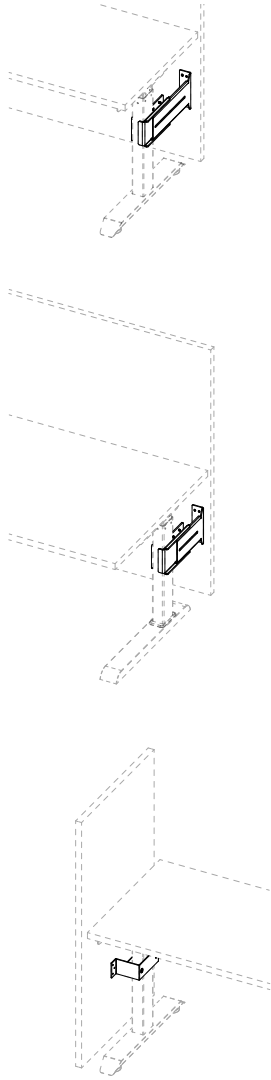
For use on Mesa C leg tables 24" and 30" deep. Connection to rear panel or similar is permanent by way of screws or bolts. Connection to T leg is a clamping mechanism that does not damage or alter the base.

## C Leg or T Leg Side Mount Bracket

Product Code: NABSA



For use on Mesa C leg or T leg tables 24" and 30" deep. Connection to side panel or similar is permanent by way of screws or bolts. Connection to T leg is a clamping mechanism that does not damage or alter the base.



**Features & Specifications**

<b>NABRA</b>	
FEATURES & SPECIFICATIONS	PRICE
<ul style="list-style-type: none"> <li>• For application to the rear of a height adjustable T leg table</li> <li>• Works with BRC Mesa Table</li> </ul>	204

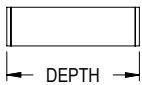

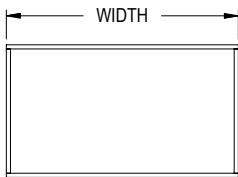
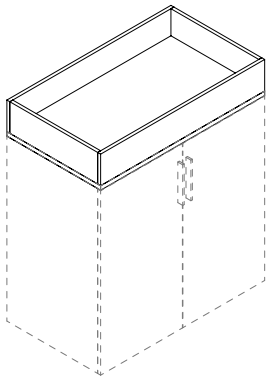
<b>NABCA</b>	
FEATURES & SPECIFICATIONS	PRICE
<ul style="list-style-type: none"> <li>• For application to the rear of a height adjustable C leg table</li> <li>• Works with BRC Mesa Table</li> </ul>	204

<b>NABSA</b>	
FEATURES & SPECIFICATIONS	PRICE
<ul style="list-style-type: none"> <li>• For application to the side of a height adjustable table</li> <li>• Works with BRC Mesa T leg and C leg tables</li> </ul>	145



<b>ORDER CODE SAMPLE</b>
ITEM CODE
NABRA

- Available in all standard metal finishes
- Includes all hardware to attach to Mesa height adjustable base
- May be compatible with other height adjustable base tables; contact BRC customer service for further details



Features & Specifications

No Charge Options

Optional Extra



SPECIAL NOTES

OVERALL SIZE			PRICE	
WIDTH	DEPTH	HEIGHT	LAMINATE SURROUND ONLY	METAL LINER
30"	12"	7"	317	+ 1,148
36"	12"	7"	370	+ 1,166
42"	12"	7"	421	+ 1,185
48"	12"	7"	447	+ 1,196
54"	12"	7"	502	+ 1,225
60"	12"	7"	559	+ 1,238
30"	15"	7"	332	+ 1,172
36"	15"	7"	401	+ 1,188
42"	15"	7"	447	+ 1,209
48"	15"	7"	469	+ 1,220
54"	15"	7"	529	+ 1,249
60"	15"	7"	587	+ 1,263
30"	18"	7"	365	+ 1,195
36"	18"	7"	460	+ 1,213
42"	18"	7"	514	+ 1,234
48"	18"	7"	514	+ 1,245
54"	18"	7"	578	+ 1,275
60"	18"	7"	644	+ 1,288
30"	20"	7"	382	+ 1,219
36"	20"	7"	460	+ 1,237
42"	20"	7"	514	+ 1,258
48"	20"	7"	540	+ 1,269
54"	20"	7"	607	+ 1,300
60"	20"	7"	675	+ 1,314
30"	24"	7"	440	+ 1,244
36"	24"	7"	530	+ 1,261
42"	24"	7"	592	+ 1,284
48"	24"	7"	620	+ 1,295
54"	24"	7"	699	+ 1,326
60"	24"	7"	776	+ 1,340



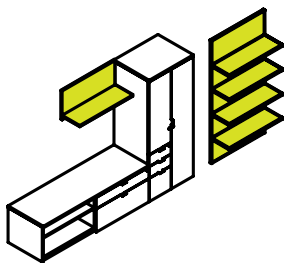
ORDER CODE SAMPLE				
ITEM CODE	WIDTH	DEPTH	HEIGHT	OPTION
NPLTD	W48	H24	H7	ML

- 3/4" Thick LPL case construction
- Intended to be mounted on BRC undermount storage components
- 3/4" Fasteners included
- Grain direction runs vertical where applicable
- Metal liner is finished in black powdercoat
- All standard laminate finishes available
- Includes laminate surround only; for metal liner, add code 'ML' and price as shown above
- LPL Laminate can be permanently damaged by water intrusion; although manufactured to be leak proof, the use of a metal liner may not fully protect the laminate from water intrusion

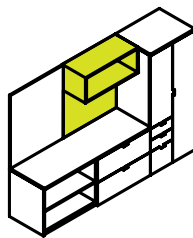
# Elements



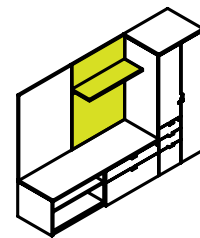
BRC Introduces a complete wall mounted accessory solution that integrates seamlessly with our Natural Series product. Floating shelves, whiteboards and tackboards can be installed alone or integrated into an office layout. Panels can be specified full height or stacked in line according to requirements. Find more information on each section by clicking below.



**Element Free Panels**



**Element Desk Panels**



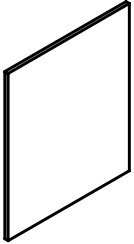
**Element Low Panels**

# Element Wall Panel System

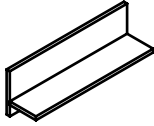
The following components are included in the Element wall mount panel system.

## Components

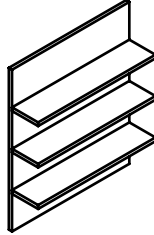
Laminate Panel



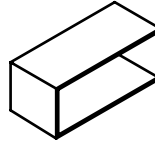
Single Shelf



Multiple Shelves



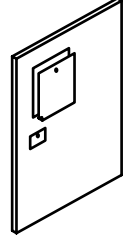
Open Storage



Marker Board




Tackboard



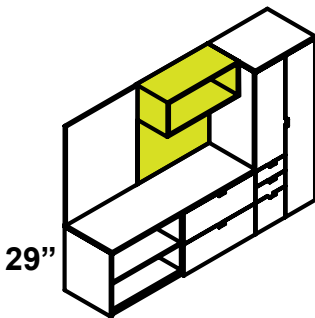
## Grouping

The offering is divided into three distinct groups depending on how the products will be used.



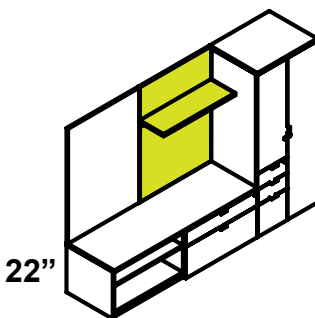
### Element Free Panels

These components work with each other but are intended to be used independently from desk or storage furniture



### Element Desk Panels

These components work with each other and are sized to be mounted above desk height (29") storage components and tables. The overall height of these elements will align with a hutch or tall storage (eg, 66", 72", etc.)

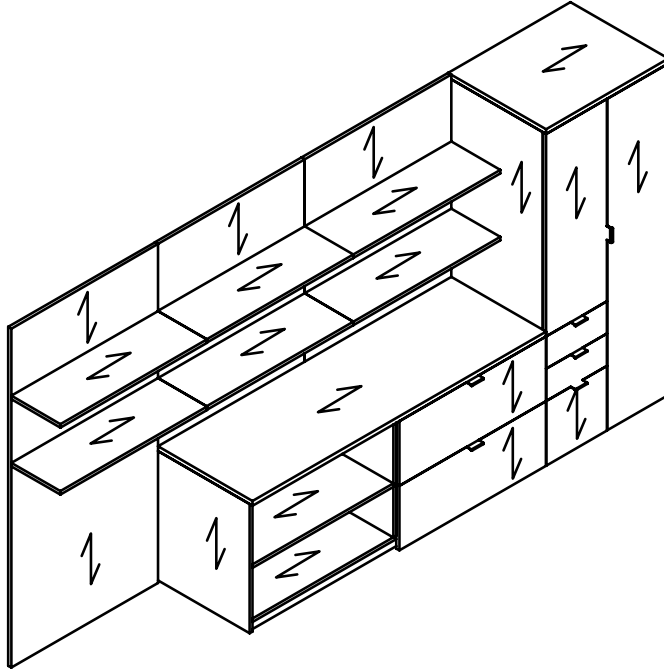


### Element Low Panels

These components work with each other and are sized to be mounted above low storage (22") components. The overall height of these elements will align with a hutch or tall storage (eg, 66", 72", etc.)

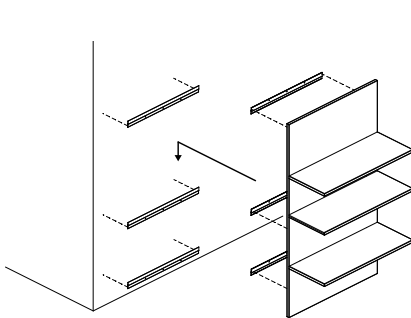
## Grain Direction

The grain direction on the wall panels always runs vertical as shown below. Shelving and overhead storage grain runs horizontal to match adjacent desk and storage products if applicable.

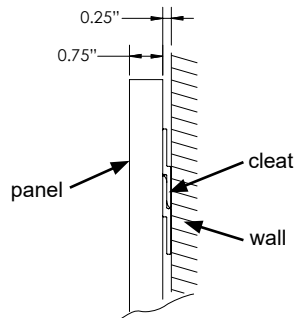


## Mounting


All components use an aluminum cleat based mounting system. The cleat on the back of the panel is pre-installed at the factory and matching wall cleats are provided for installation on site. After installation, the back of the wall panel sits 1/4" (0.25") out from the wall which is the total thickness of the cleat. The back panel, shelves and general construction is 3/4" thick laminate. Reference our Element Wall Panel System Installation guide for further details.



Wall panels drop into cleat



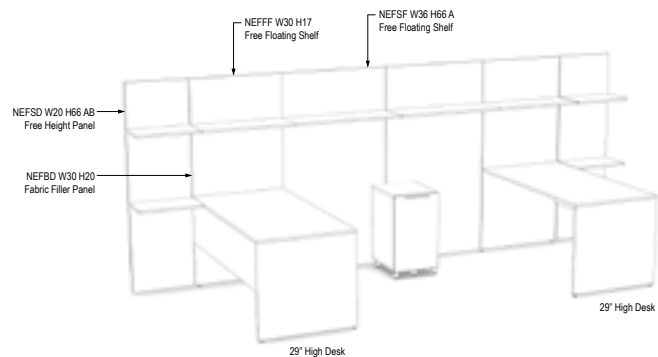
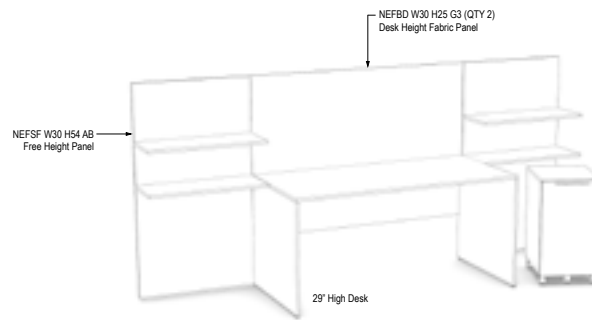
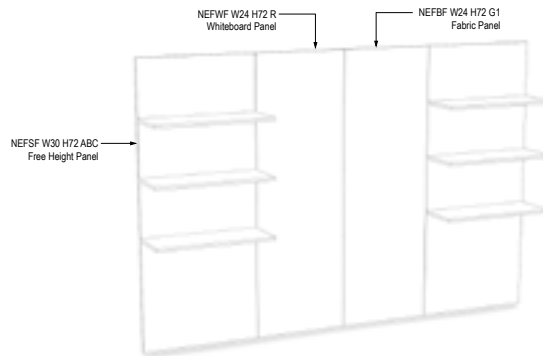
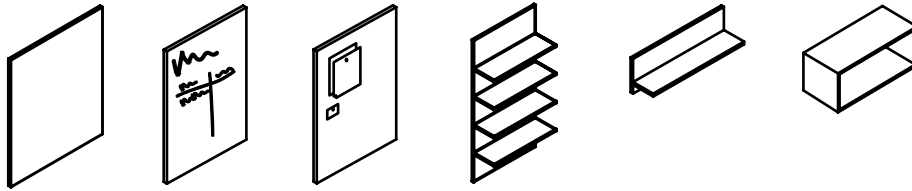
Total depth from wall is 1.00"





Multiple cleats are used as wall panel size and quantity increases (stacked panels)

# Element Free Panels

Element Free Panels are the best solution for stand alone wall mount needs. Whiteboard, tackboard and floating shelves can be used together or independently. Use the examples on this page to configure your own unique layouts.





OVERALL SIZE		
WIDTH	HEIGHT	PRICE
18"	29"	338
18"	42"	360
18"	48"	369
18"	54"	378
18"	60"	437
18"	66"	477
18"	72"	486
18"	84"	536
20"	29"	342
20"	42"	366
20"	48"	377
20"	54"	388
20"	60"	446
20"	66"	487
20"	72"	498
20"	84"	549
24"	29"	352
24"	42"	380
24"	48"	392
24"	54"	405
24"	60"	466
24"	66"	509
24"	72"	521
24"	84"	575
30"	29"	367
30"	42"	401
30"	48"	416
30"	54"	431
30"	60"	494
30"	66"	541
30"	72"	555
30"	84"	617

OVERALL SIZE		
WIDTH	HEIGHT	PRICE
36"	29"	382
36"	42"	421
36"	48"	439
36"	54"	457
36"	60"	523
36"	66"	572
36"	72"	591
36"	84"	657
48"	29"	412
48"	42"	463
48"	48"	486
48"	54"	509
48"	60"	582
48"	66"	635
48"	72"	659
48"	84"	736
52"	29"	421
52"	42"	477
52"	48"	502
52"	54"	528
52"	60"	600
52"	66"	657
52"	72"	682
52"	84"	763
60"	29"	441
60"	42"	504
60"	48"	533
60"	54"	561
60"	60"	639
60"	66"	699
60"	72"	728
60"	84"	816





ORDER CODE SAMPLE		
ITEM CODE	WIDTH	HEIGHT
NEFLF	W18	H29

Features & Specifications

- 3/4" LP Laminate Construction
- Wood grain runs vertical
- Includes mounting cleat and hardware

No Charge Options

- All standard laminate finishes available



OVERALL SIZE		PRICE
WIDTH	HEIGHT	REGULAR SURFACE R
18"	29"	412
18"	42"	467
18"	48"	491
18"	54"	517
18"	60"	591
18"	66"	645
18"	72"	671
18"	84"	751
20"	29"	426
20"	42"	484
20"	48"	512
20"	54"	541
20"	60"	618
20"	66"	674
20"	72"	702
20"	84"	789
24"	29"	452
24"	42"	522
24"	48"	555
24"	54"	588
24"	60"	671
24"	66"	734
24"	72"	766
24"	84"	863
30"	29"	491
30"	42"	580
30"	48"	620
30"	54"	661
30"	60"	750
30"	66"	822
30"	72"	863
30"	84"	975



OVERALL SIZE		PRICE
WIDTH	HEIGHT	REGULAR SURFACE R
36"	29"	531
36"	42"	635
36"	48"	684
36"	54"	733
36"	60"	830
36"	66"	908
36"	72"	957
36"	84"	1,085
48"	29"	610
48"	42"	749
48"	48"	813
48"	54"	877
48"	60"	991
48"	66"	1,085
48"	72"	1,149
48"	84"	1,309

Features & Specifications



ORDER CODE SAMPLE			
ITEM CODE	WIDTH	HEIGHT	SURFACE
NEFWF	W18	H29	R

- 3/4" LP Laminate Construction
- Specify non-magnetic surface 'R'
- Dry erase markers and eraser included
- Includes mounting cleat and hardware



OVERALL SIZE		FABRIC PRICE						
WIDTH	HEIGHT	G0	G1	G2	G3	G4	G5	G6
18"	29"	256	307	346	380	389	435	492
18"	42"	272	329	385	435	449	513	598
18"	48"	280	338	403	459	477	550	648
18"	54"	290	349	422	484	504	587	694
18"	60"	298	358	441	509	531	622	744
18"	66"	304	369	458	534	560	660	793
18"	72"	314	380	477	560	587	695	840
18"	84"	330	400	513	612	641	769	938
20"	29"	259	311	356	392	405	454	519
20"	42"	279	337	400	453	472	542	635
20"	48"	287	348	420	481	500	582	690
20"	54"	298	358	441	509	531	622	744
20"	60"	307	371	461	537	562	663	799
20"	66"	315	381	480	565	591	705	853
20"	72"	326	392	500	594	622	745	905
20"	84"	345	416	542	651	684	827	1,014
24"	29"	267	322	373	420	435	493	570
24"	42"	291	352	427	493	513	599	711
24"	48"	302	366	453	527	550	649	776
24"	54"	314	380	477	560	587	695	840
24"	60"	326	392	500	594	622	745	905
24"	66"	335	407	527	628	660	795	972
24"	72"	348	420	550	660	695	842	1,036
24"	84"	369	447	599	729	769	941	1,165
30"	29"	280	338	405	461	478	551	649
30"	42"	311	376	472	551	578	684	824
30"	48"	326	392	500	594	622	745	905
30"	54"	338	410	531	637	669	806	987
30"	60"	352	427	562	676	714	869	1,068
30"	66"	366	443	591	721	761	927	1,149
30"	72"	380	461	622	762	806	990	1,230
30"	84"	407	496	684	846	900	1,110	1,391

Features & Specifications





ORDER CODE SAMPLE			
ITEM CODE	WIDTH	HEIGHT	FABRIC GRADE
NEFBF	W24	H72	G1

- Specify fabric, add code: Grade 0 'G0', Grade 1 'G1', Grade 2 'G2', Grade 3 'G3', Grade 4 'G4', Grade 5 'G5' or Grade 6 'G6'
- Panel is 3/4" thick
- Fabric is tackable
- Includes mounting cleat and hardware

No Charge Options

- All standard fabrics available



OVERALL SIZE		FABRIC PRICE						
WIDTH	HEIGHT	G0	G1	G2	G3	G4	G5	G6
36"	29"	295	356	435	500	523	612	729
36"	42"	330	400	513	612	641	769	938
36"	48"	348	420	550	660	695	842	1,036
36"	54"	365	441	587	711	750	916	1,134
36"	60"	380	461	622	762	806	990	1,230
36"	66"	397	481	660	814	861	1,063	1,328
36"	72"	412	501	695	863	916	1,135	1,426
36"	84"	446	543	769	964	1,026	1,281	1,620
48"	29"	321	388	493	582	612	729	885
48"	42"	369	447	599	729	769	941	1,165
48"	48"	391	474	649	796	842	1,037	1,296
48"	54"	412	501	695	863	916	1,135	1,426
48"	60"	436	529	745	931	990	1,234	1,555
48"	66"	458	555	795	997	1,063	1,331	1,684
48"	72"	480	583	842	1,065	1,135	1,429	1,814
48"	84"	524	638	941	1,199	1,281	1,623	2,074

Features & Specifications

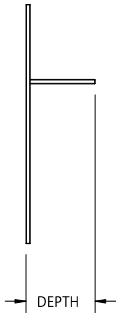
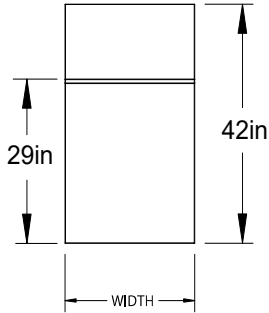
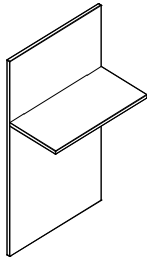


ORDER CODE SAMPLE			
ITEM CODE	WIDTH	HEIGHT	FABRIC GRADE
NEFBF	W48	H29	G1

- Specify fabric, add code: Grade 0 'G0', Grade 1 'G1', Grade 2 'G2', Grade 3 'G3', Grade 4 'G4', Grade 5 'G5' or Grade 6 'G6'
- Panel is 3/4" thick
- Fabric is tackable
- Includes mounting cleat and hardware

No Charge Options

- All standard fabrics available



OVERALL SIZE			PRICE
WIDTH	DEPTH	HEIGHT	ONE SHELF
18"	13"	42"	482
20"	13"	42"	493
24"	13"	42"	514
30"	13"	42"	546
36"	13"	42"	578
48"	13"	42"	640
52"	13"	42"	661
60"	13"	42"	703

Features & Specifications

No Charge Options

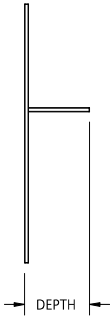
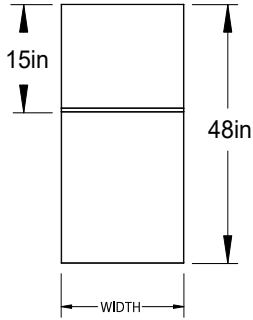
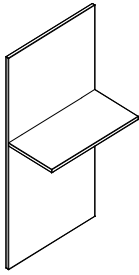


SPECIAL NOTES



ORDER CODE SAMPLE			
ITEM CODE	WIDTH	DEPTH	HEIGHT
NEFSF	W18	D13	H42

- 3/4" LP Laminate Construction
- Shelf depth is 12"
- Includes mounting cleat and hardware
- All standard laminate finishes available
- Each shelf can hold a maximum of 18kg or 40lbs.



Features & Specifications

No Charge Options



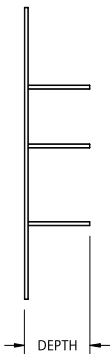
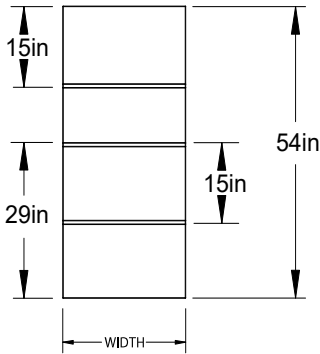
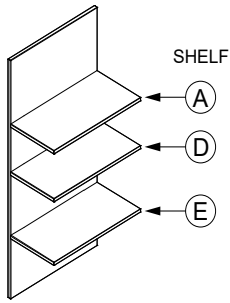
SPECIAL NOTES

OVERALL SIZE			PRICE
WIDTH	DEPTH	HEIGHT	ONE SHELF
18"	13"	48"	492
20"	13"	48"	504
24"	13"	48"	527
30"	13"	48"	560
36"	13"	48"	595
48"	13"	48"	663
52"	13"	48"	686
60"	13"	48"	732



ORDER CODE SAMPLE			
ITEM CODE	WIDTH	DEPTH	HEIGHT
NEFSF	W18	D13	H48

- 3/4" LP Laminate Construction
- Shelf depth is 12"
- Includes mounting cleat and hardware
- All standard laminate finishes available
- Each shelf can hold a maximum of 18kg or 40lbs.



OVERALL SIZE			PRICE		
WIDTH	DEPTH	HEIGHT	ONE SHELF	2 SHELVES	3 SHELVES
18"	13"	54"	502	625	749
20"	13"	54"	514	642	768
24"	13"	54"	540	673	809
30"	13"	54"	575	721	866
36"	13"	54"	612	770	925
48"	13"	54"	686	864	1,042
52"	13"	54"	712	895	1,081
60"	13"	54"	761	960	1,159

Features & Specifications

No Charge Options

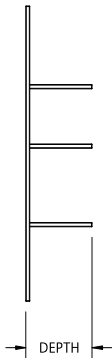
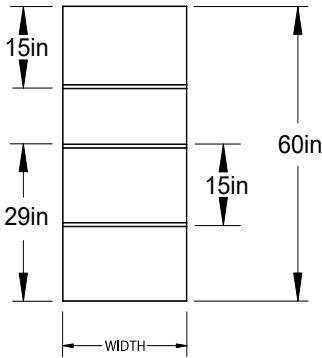
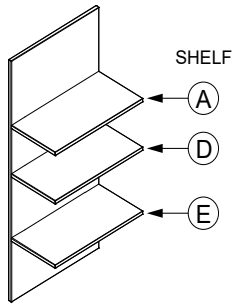


SPECIAL NOTES



ORDER CODE SAMPLE				
ITEM CODE	WIDTH	DEPTH	HEIGHT	SHELF
NEFSF	W18	D13	H54	A E

- 3/4" LP Laminate Construction
- Specify shelves 'A' and/or 'D' and/or 'E'
- Shelf depth is 12"
- Includes mounting cleat and hardware
- All standard laminate finishes available
- Each shelf can hold a maximum of 18kg or 40lbs.



Features & Specifications

No Charge Options



SPECIAL NOTES

OVERALL SIZE			PRICE		
WIDTH	DEPTH	HEIGHT	ONE SHELF	2 SHELVES	3 SHELVES
18"	13"	60"	560	684	806
20"	13"	60"	573	701	827
24"	13"	60"	600	734	869
30"	13"	60"	639	785	930
36"	13"	60"	680	835	992
48"	13"	60"	760	937	1,115
52"	13"	60"	785	970	1,155
60"	13"	60"	839	1,038	1,236

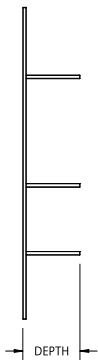
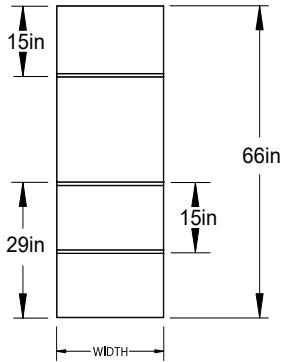
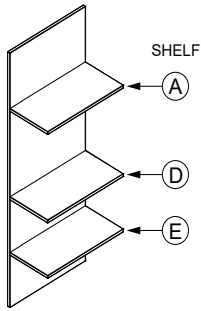


ORDER CODE SAMPLE				
ITEM CODE	WIDTH	DEPTH	HEIGHT	SHELF
NEFSF	W18	D13	H60	A D E

- 3/4" LP Laminate Construction
- Specify shelves 'A' and/or 'D' and/or 'E'
- Shelf depth is 12"
- Includes mounting cleat and hardware

- All standard laminate finishes available

- Each shelf can hold a maximum of 18kg or 40lbs.



OVERALL SIZE			PRICE		
WIDTH	DEPTH	HEIGHT	ONE SHELF	2 SHELVES	3 SHELVES
18"	13"	66"	600	724	847
20"	13"	66"	614	741	869
24"	13"	66"	643	778	912
30"	13"	66"	685	830	976
36"	13"	66"	728	883	1,039
48"	13"	66"	813	991	1,168
52"	13"	66"	841	1,026	1,210
60"	13"	66"	898	1,097	1,296

Features & Specifications

No Charge Options

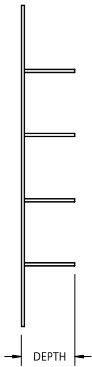
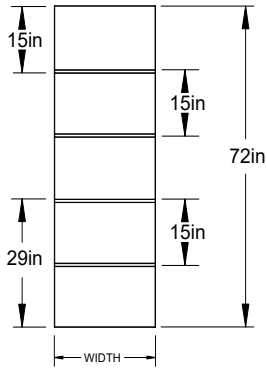
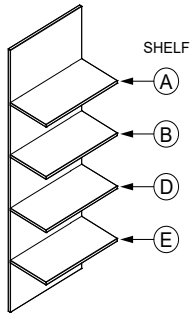


SPECIAL NOTES



ORDER CODE SAMPLE				
ITEM CODE	WIDTH	DEPTH	HEIGHT	SHELF
NEFSF	W18	D13	H66	A D E

- 3/4" LP Laminate Construction
- Specify shelves 'A' and/or 'D' and/or 'E'
- Shelf depth is 12"
- Includes mounting cleat and hardware
- All standard laminate finishes available
- Each shelf can hold a maximum of 18kg or 40lbs.



OVERALL SIZE			PRICE			
WIDTH	DEPTH	HEIGHT	ONE SHELF	2 SHELVES	3 SHELVES	4 SHELVES
18"	13"	72"	610	734	856	981
20"	13"	72"	624	752	880	1,006
24"	13"	72"	655	790	924	1,058
30"	13"	72"	701	846	991	1,136
36"	13"	72"	746	902	1,057	1,213
48"	13"	72"	836	1,014	1,192	1,368
52"	13"	72"	866	1,052	1,236	1,420
60"	13"	72"	927	1,125	1,325	1,525

Features & Specifications

No Charge Options

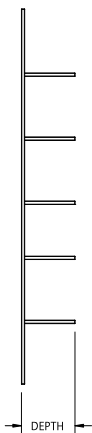
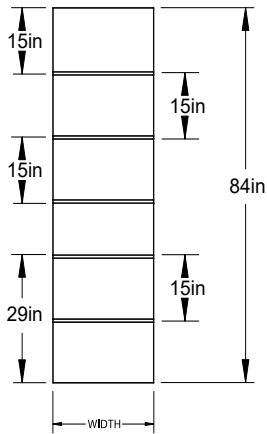
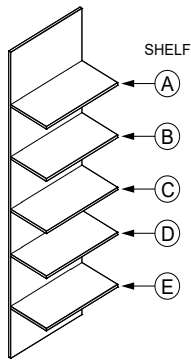


SPECIAL NOTES



ORDER CODE SAMPLE				
ITEM CODE	WIDTH	DEPTH	HEIGHT	SHELF
NEFSF	W18	D13	H72	A D

- 3/4" LP Laminate Construction
- Specify shelves 'A' and/or 'B' and/or 'D' and/or 'E'
- Shelf depth is 12"
- Includes mounting cleat and hardware
- All standard laminate finishes available
- Each shelf can hold a maximum of 18kg or 40lbs.



Features & Specifications

No Charge Options



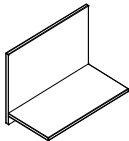
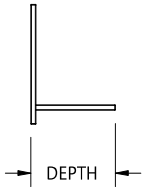
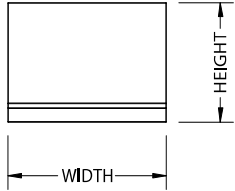
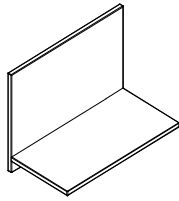
SPECIAL NOTES

OVERALL SIZE			PRICE				
WIDTH	DEPTH	HEIGHT	1 SHELF	2 SHELVES	3 SHELVES	4 SHELVES	5 SHELVES
18"	13"	84"	660	784	906	1,031	1,155
20"	13"	84"	676	804	931	1,058	1,185
24"	13"	84"	711	844	980	1,113	1,248
30"	13"	84"	762	906	1,052	1,197	1,341
36"	13"	84"	812	968	1,124	1,279	1,436
48"	13"	84"	914	1,092	1,269	1,446	1,623
52"	13"	84"	948	1,133	1,316	1,501	1,685
60"	13"	84"	1,015	1,214	1,414	1,611	1,811



ORDER CODE SAMPLE				
ITEM CODE	WIDTH	DEPTH	HEIGHT	SHELF
NEFSF	W24	D13	H84	A B E

- 3/4" LP Laminate Construction
- Specify shelves 'A' and/or 'B' and/or 'C' and/or 'D' and/or 'E'
- Shelf depth is 12"
- Includes mounting cleat and hardware
- All standard laminate finishes available
- Each shelf can hold a maximum of 18kg or 40lbs.



**OVERALL SIZE**

WIDTH	DEPTH	HEIGHT	PRICE
18"	13"	17"	369
24"	13"	17"	389
30"	13"	17"	409
36"	13"	17"	459
48"	13"	17"	499
54"	13"	17"	562
60"	13"	17"	582

**Features & Specifications**

No Charge Options



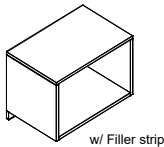

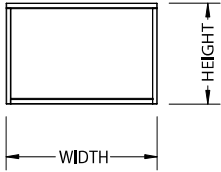
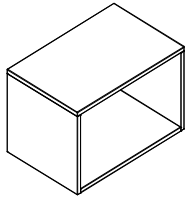
**SPECIAL NOTES**



**ORDER CODE SAMPLE**

ITEM CODE	WIDTH	DEPTH	HEIGHT
NEFFF	W18	D13	H17

- 3/4" LP Laminate Construction
- Shelf depth is 12"
- Underside of shelf is 2" up from bottom of panel
- Includes mounting cleat and hardware
- All standard laminate finishes available
- Each shelf can hold a maximum of 18kg or 40lbs.



w/ Filler strip & filler panel

Features & Specifications

Optional Extra

No Charge Options



SPECIAL NOTES

OVERALL SIZE			
WIDTH	DEPTH	HEIGHT	PRICE
18"	16"	15"	580
24"	16"	15"	611
30"	16"	15"	642
36"	16"	15"	703
48"	16"	15"	764
54"	16"	15"	839
60"	16"	15"	869

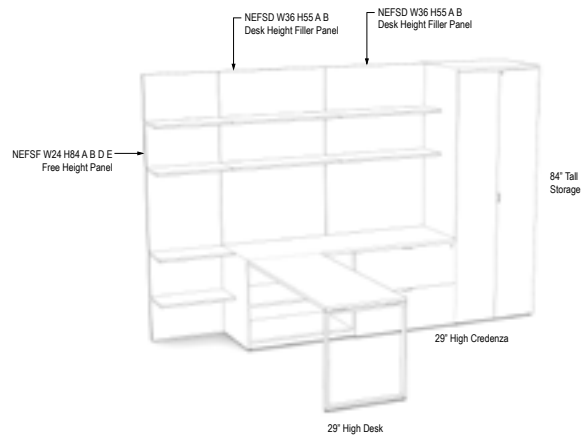
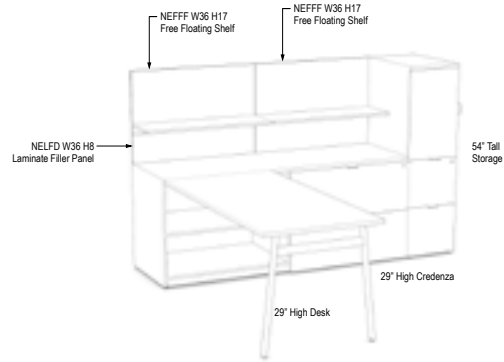



ORDER CODE SAMPLE				
ITEM CODE	WIDTH	DEPTH	HEIGHT	OPTION
NEFTF	W18	D16	H15	FS

- 3/4" LP Laminate Construction
- Interior cabinet depth is 15"
- Filler Strip adds 2" of overall height and is mounted below the open storage; total height matches floating shelf NEFFF
- Includes mounting cleat and hardware
- Widths 48", 54" and 60" include center divider for support
- Filler strip add code 'FS' and add \$84
- All standard laminate finishes available
- This storage unit can hold a maximum of 18kg or 40lbs.

# Element Desk Panels

These components work with each other and are sized to be mounted above desk height (29") storage components and tables. The overall height of these elements will align with hutch or tall storage (eg, 66", 72", etc.). Use the examples on this page to configure your own unique layouts.



1

2

3

4

PRODUCT MAP PAGE:

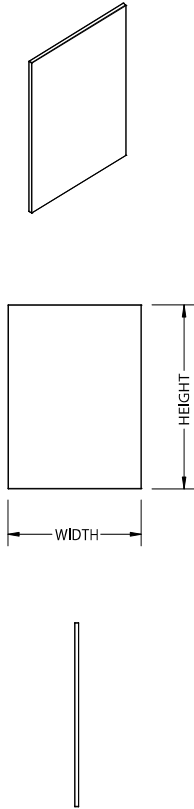
TABLE OF CONTENTS

www.PriceGuides

www.Finishes & Materials

www.brc.group





OVERALL SIZE		
WIDTH	HEIGHT	PRICE
18"	8"	304
18"	10"	314
18"	13"	325
18"	14"	331
18"	16"	341
18"	17"	349
18"	19"	358
18"	20"	366
18"	22"	376
18"	25"	387
18"	26"	393
18"	28"	403
18"	31"	415
18"	37"	430
18"	38"	438
18"	40"	447
18"	43"	458
18"	55"	483
24"	8"	418
24"	10"	429
24"	13"	441
24"	14"	450
24"	16"	459
24"	17"	468
24"	19"	478
24"	20"	486
24"	22"	496
24"	25"	509
24"	26"	517
24"	28"	528
24"	31"	540
24"	37"	558
24"	38"	567
24"	40"	575
24"	43"	588
24"	55"	620
30"	8"	533
30"	10"	544
30"	13"	558
30"	14"	567
30"	16"	578
30"	17"	585

OVERALL SIZE		
WIDTH	HEIGHT	PRICE
30"	19"	598
30"	20"	607
30"	22"	618
30"	25"	631
30"	26"	639
30"	28"	650
30"	31"	664
30"	37"	685
30"	38"	694
30"	40"	705
30"	43"	720
30"	55"	755
36"	8"	648
36"	10"	660
36"	13"	674
36"	14"	684
36"	16"	696
36"	17"	705
36"	19"	716
36"	20"	725
36"	22"	738
36"	25"	753
36"	26"	762
36"	28"	774
36"	31"	790
36"	37"	813
36"	38"	823
36"	40"	835
36"	43"	850
36"	55"	892
48"	8"	766
48"	10"	781
48"	13"	799
48"	14"	810
48"	16"	823
48"	17"	832
48"	19"	847
48"	20"	856
48"	22"	870
48"	25"	889
48"	26"	898
48"	28"	913

OVERALL SIZE		
WIDTH	HEIGHT	PRICE
48"	31"	930
48"	37"	960
48"	38"	970
48"	40"	983
48"	43"	1,002
48"	55"	1,055
54"	8"	882
54"	10"	897
54"	13"	916
54"	14"	926
54"	16"	941
54"	17"	952
54"	19"	966
54"	20"	977
54"	22"	992
54"	25"	1,011
54"	26"	1,021
54"	28"	1,035
54"	31"	1,055
54"	37"	1,087
54"	38"	1,097
54"	40"	1,113
54"	43"	1,132
54"	55"	1,189
60"	8"	996
60"	10"	1,013
60"	13"	1,033
60"	14"	1,044
60"	16"	1,059
60"	17"	1,071
60"	19"	1,085
60"	20"	1,096
60"	22"	1,112
60"	25"	1,133
60"	26"	1,144
60"	28"	1,159
60"	31"	1,180
60"	37"	1,215
60"	38"	1,226
60"	40"	1,241
60"	43"	1,263
60"	55"	1,326



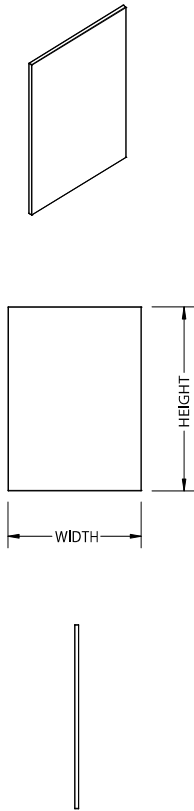
ORDER CODE SAMPLE		
ITEM CODE	WIDTH	HEIGHT
NEFLD	W24	H40

Features & Specifications

- 3/4" LP Laminate Construction
- Wood grain runs vertical
- Includes mounting cleat and hardware

No Charge Options

- All standard laminate finishes available



OVERALL SIZE		PRICE
WIDTH	HEIGHT	REGULAR
18"	8"	325
18"	10"	339
18"	13"	357
18"	14"	368
18"	16"	382
18"	17"	392
18"	19"	407
18"	20"	417
18"	22"	431
18"	25"	450
18"	26"	460
18"	28"	476
18"	31"	493
18"	37"	524
18"	38"	534
18"	40"	549
18"	43"	568
18"	55"	623
24"	8"	446
24"	10"	463
24"	13"	484
24"	14"	497
24"	16"	514
24"	17"	527
24"	19"	543
24"	20"	554
24"	22"	571
24"	25"	594
24"	26"	605
24"	28"	622
24"	31"	645
24"	37"	684
24"	38"	695
24"	40"	712
24"	43"	735
24"	55"	806
30"	8"	568
30"	10"	587
30"	13"	613
30"	14"	625
30"	16"	645
30"	17"	659

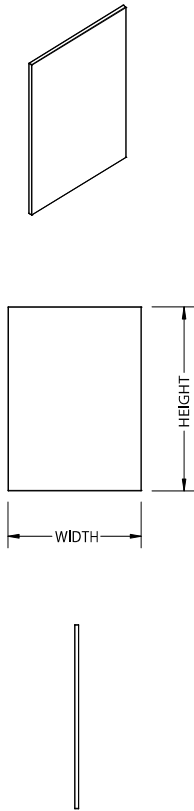
OVERALL SIZE		PRICE
WIDTH	HEIGHT	REGULAR
30"	19"	678
30"	20"	691
30"	22"	711
30"	25"	738
30"	26"	750
30"	28"	771
30"	31"	796
30"	37"	843
30"	38"	855
30"	40"	876
30"	43"	902
30"	55"	990
36"	8"	689
36"	10"	711
36"	13"	741
36"	14"	755
36"	16"	778
36"	17"	792
36"	19"	814
36"	20"	829
36"	22"	851
36"	25"	881
36"	26"	895
36"	28"	917
36"	31"	948
36"	37"	1,003
36"	38"	1,017
36"	40"	1,039
36"	43"	1,069
36"	55"	1,173
48"	8"	822
48"	10"	850
48"	13"	887
48"	14"	904
48"	16"	932
48"	17"	950
48"	19"	976
48"	20"	993
48"	22"	1,021
48"	25"	1,058
48"	26"	1,075
48"	28"	1,104



ORDER CODE SAMPLE			
ITEM CODE	WIDTH	HEIGHT	SURFACE
NEFWD	W24	H40	R

Features & Specifications

- 3/4" LP Laminate Construction
- Specify regular non-magnetic surface 'R'
- Dry erase markers and eraser included
- Includes mounting cleat and hardware



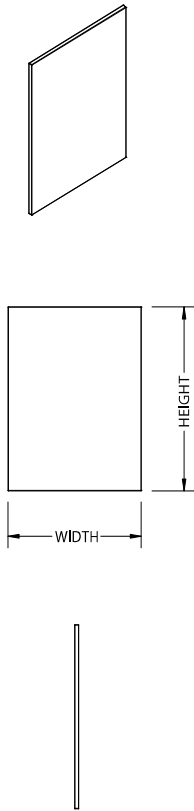
Features & Specifications

OVERALL SIZE		PRICE
WIDTH	HEIGHT	REGULAR
48"	31"	1,142
48"	37"	1,212
48"	38"	1,228
48"	40"	1,257
48"	43"	1,295
48"	55"	1,429
54"	8"	943
54"	10"	973
54"	13"	1,016
54"	14"	1,033
54"	16"	1,064
54"	17"	1,082
54"	19"	1,112
54"	20"	1,130
54"	22"	1,160
54"	25"	1,202
54"	26"	1,220
54"	28"	1,250
54"	31"	1,293
54"	37"	1,371
54"	38"	1,389
54"	40"	1,419
54"	43"	1,462
54"	55"	1,611
60"	8"	1,065
60"	10"	1,097
60"	13"	1,144
60"	14"	1,163
60"	16"	1,196
60"	17"	1,215
60"	19"	1,248
60"	20"	1,267
60"	22"	1,300
60"	25"	1,347
60"	26"	1,366
60"	28"	1,398
60"	31"	1,444
60"	37"	1,530
60"	38"	1,550
60"	40"	1,582
60"	43"	1,629
60"	55"	1,795



ORDER CODE SAMPLE			
ITEM CODE	WIDTH	HEIGHT	SURFACE
NEFWD	W48	H40	R

- 3/4" LP Laminate Construction
- Specify regular non-magnetic surface 'R'
- Dry erase markers and eraser included
- Includes mounting cleat and hardware



OVERALL SIZE		PRICE						
WIDTH	HEIGHT	G0	G1	G2	G3	G4	G5	G6
18"	8"	225	271	280	291	295	307	321
18"	10"	228	275	287	299	302	318	338
18"	13"	232	279	296	311	317	337	363
18"	14"	232	280	299	317	321	341	371
18"	16"	237	284	307	326	330	353	387
18"	17"	239	286	309	329	335	361	395
18"	19"	240	290	315	337	345	372	411
18"	20"	241	291	318	340	349	380	419
18"	22"	245	295	322	349	357	391	436
18"	25"	248	299	334	363	371	410	459
18"	26"	249	301	337	366	376	416	469
18"	28"	255	304	341	373	385	427	482
18"	31"	257	310	352	388	399	446	509
18"	37"	265	319	369	412	427	482	555
18"	38"	267	321	372	418	430	489	565
18"	40"	268	326	380	426	441	500	582
18"	43"	275	330	388	438	454	519	605
18"	55"	291	350	426	489	509	591	703
24"	8"	229	276	290	301	307	321	345
24"	10"	232	279	298	314	318	338	366
24"	13"	239	286	310	330	337	363	399
24"	14"	240	290	314	335	341	371	408
24"	16"	244	294	321	348	353	388	430
24"	17"	245	296	327	352	361	395	441
24"	19"	249	299	334	365	372	411	462
24"	20"	251	302	338	369	380	420	473
24"	22"	256	307	348	381	391	436	496
24"	25"	260	314	358	397	410	461	528
24"	26"	262	317	363	403	416	469	537
24"	28"	265	319	371	412	427	484	560
24"	31"	272	327	383	430	446	509	591
24"	37"	282	340	407	464	482	559	657
24"	38"	284	345	411	470	489	567	669
24"	40"	287	348	420	481	500	582	690
24"	43"	294	353	433	498	519	607	722
24"	55"	315	381	480	565	591	705	853
30"	8"	232	279	298	314	318	338	366
30"	10"	239	286	309	327	334	358	391
30"	13"	245	295	322	349	356	389	433
30"	14"	247	296	329	356	365	400	446
30"	16"	251	302	338	369	380	420	473
30"	17"	255	304	345	376	387	430	488



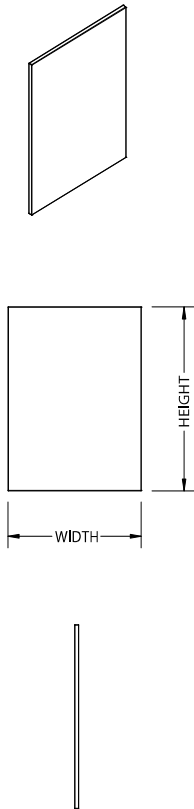
ORDER CODE SAMPLE			
ITEM CODE	WIDTH	HEIGHT	FABRIC GRADE
NEFBD	W24	H40	G1

Features & Specifications

- Specify fabric, add code: Grade 0 'G0', Grade 1 'G1', Grade 2 'G2', Grade 3 'G3', Grade 4 'G4', Grade 5 'G5' or Grade 6 'G6'
- Panel is 3/4" thick
- Fabric is tackable
- Includes mounting cleat and hardware

No Charge Options

- All standard fabrics available



OVERALL SIZE		PRICE						
WIDTH	HEIGHT	G0	G1	G2	G3	G4	G5	G6
30"	19"	259	311	353	389	402	451	513
30"	20"	260	314	358	397	410	461	528
30"	22"	265	319	369	411	426	480	554
30"	25"	272	329	385	433	447	511	597
30"	26"	275	330	389	439	457	520	609
30"	28"	279	337	400	453	472	542	635
30"	31"	286	346	416	474	493	571	675
30"	37"	299	363	446	517	540	633	758
30"	38"	301	365	451	524	547	643	770
30"	40"	307	371	461	537	562	663	799
30"	43"	314	380	477	559	585	694	839
30"	55"	340	412	536	643	676	816	1,001
36"	8"	237	284	307	326	330	353	387
36"	10"	241	291	318	340	349	380	419
36"	13"	249	301	337	366	376	416	469
36"	14"	255	304	341	373	385	427	482
36"	16"	259	311	353	391	403	453	517
36"	17"	262	315	361	400	411	464	532
36"	19"	267	321	372	418	430	489	565
36"	20"	268	326	380	426	441	500	582
36"	22"	276	332	391	442	458	527	614
36"	25"	284	341	410	469	484	562	661
36"	26"	286	346	416	477	496	573	679
36"	28"	291	352	427	493	513	599	711
36"	31"	299	363	446	517	542	635	761
36"	37"	317	383	482	568	597	708	857
36"	38"	319	387	489	578	604	722	873
36"	40"	326	392	500	594	622	745	905
36"	43"	334	403	519	620	651	781	955
36"	55"	366	443	591	721	761	927	1,149
48"	8"	244	294	321	348	353	388	430
48"	10"	251	302	338	369	380	420	473
48"	13"	262	317	363	403	416	469	537
48"	14"	265	319	371	412	427	484	560
48"	16"	275	330	388	438	453	517	602
48"	17"	278	334	395	447	464	534	624
48"	19"	284	345	411	470	489	567	669
48"	20"	287	348	420	481	500	582	690
48"	22"	296	357	436	504	527	614	733
48"	25"	307	371	461	537	562	663	799
48"	26"	310	373	469	550	573	680	820
48"	28"	318	385	484	571	599	713	863



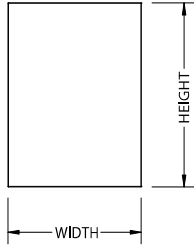
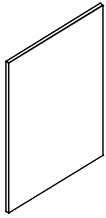
ORDER CODE SAMPLE			
ITEM CODE	WIDTH	HEIGHT	FABRIC GRADE
NEFBD	W30	H40	G1

Features & Specifications

- Specify fabric, add code: Grade 0 'G0', Grade 1 'G1', Grade 2 'G2', Grade 3 'G3', Grade 4 'G4', Grade 5 'G5' or Grade 6 'G6'
- Panel is 3/4" thick
- Fabric is tackable
- Includes mounting cleat and hardware

No Charge Options

- All standard fabrics available



OVERALL SIZE		PRICE						
WIDTH	HEIGHT	G0	G1	G2	G3	G4	G5	G6
48"	31"	329	399	509	604	635	761	927
48"	37"	350	426	559	672	708	859	1,056
48"	38"	353	428	567	684	722	874	1,079
48"	40"	361	439	582	706	745	908	1,123
48"	43"	372	453	607	741	781	956	1,188
48"	55"	418	508	705	874	927	1,153	1,446



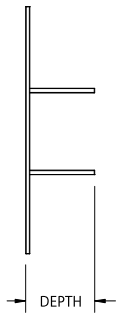
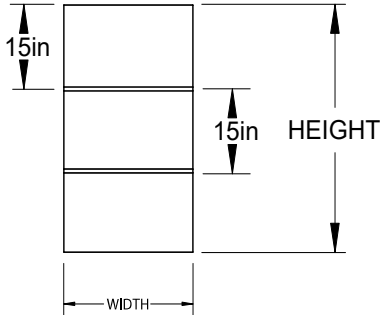
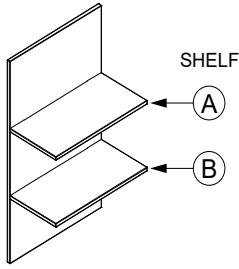
ORDER CODE SAMPLE			
ITEM CODE	WIDTH	HEIGHT	FABRIC GRADE
NEFBD	W54	H40	G1

Features & Specifications

- Specify fabric, add code: Grade 0 'G0', Grade 1 'G1', Grade 2 'G2', Grade 3 'G3', Grade 4 'G4', Grade 5 'G5' or Grade 6 'G6'
- Panel is 3/4" thick
- Fabric is tackable
- Includes mounting cleat and hardware

No Charge Options

- All standard fabrics available



OVERALL SIZE				PRICE	
WIDTH	DEPTH	HEIGHT	FOR STORAGE HEIGHT	ONE SHELF	2 SHELVES
18"	13"	31"	60"	464	N/A
18"	13"	37"	66"	473	598
18"	13"	43"	72"	483	608
18"	13"	55"	84"	503	627
24"	13"	31"	60"	491	N/A
24"	13"	37"	66"	503	638
24"	13"	43"	72"	517	650
24"	13"	55"	84"	541	675
30"	13"	31"	60"	518	N/A
30"	13"	37"	66"	533	678
30"	13"	43"	72"	548	693
30"	13"	55"	84"	579	723
36"	13"	31"	60"	544	N/A
36"	13"	37"	66"	562	719
36"	13"	43"	72"	580	736
36"	13"	55"	84"	617	772
48"	13"	31"	60"	597	N/A
48"	13"	37"	66"	658	799
48"	13"	43"	72"	644	822
48"	13"	55"	84"	690	867
54"	13"	31"	60"	623	N/A
54"	13"	37"	66"	650	837
54"	13"	43"	72"	675	864
54"	13"	55"	84"	728	916
60"	13"	31"	60"	699	N/A
60"	13"	37"	66"	728	926
60"	13"	43"	72"	755	955
60"	13"	55"	84"	814	1,014

Features & Specifications

No Charge Options

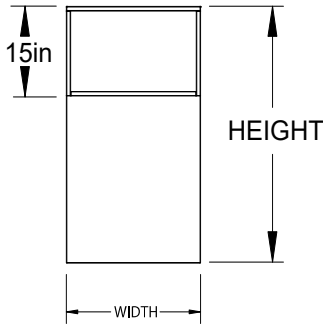
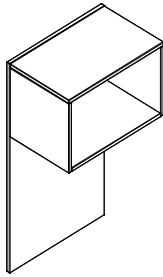


SPECIAL NOTES



ORDER CODE SAMPLE				
ITEM CODE	WIDTH	DEPTH	HEIGHT	SHELF
NEFSD	W18	D13	H43	A B

- 3/4" LP Laminate Construction
- Shelf depth is 12"
- Includes mounting cleat and hardware
- Specify shelves 'A' and/or 'B'
- All standard laminate finishes available
- Each shelf can hold a maximum of 18kg or 40lbs.



OVERALL SIZE				
WIDTH	DEPTH	HEIGHT	FOR STORAGE HEIGHT	PRICE
18"	16"	25"	54"	721
18"	16"	31"	60"	739
18"	16"	37"	66"	752
18"	16"	43"	72"	780
18"	16"	55"	84"	805
24"	16"	25"	54"	877
24"	16"	31"	60"	885
24"	16"	37"	66"	902
24"	16"	43"	72"	932
24"	16"	55"	84"	964
30"	16"	25"	54"	1,022
30"	16"	31"	60"	1,036
30"	16"	37"	66"	1,052
30"	16"	43"	72"	1,084
30"	16"	55"	84"	1,120
36"	16"	25"	54"	1,170
36"	16"	31"	60"	1,180
36"	16"	37"	66"	1,200
36"	16"	43"	72"	1,237
36"	16"	55"	84"	1,278
48"	16"	25"	54"	1,360
48"	16"	31"	60"	1,371
48"	16"	37"	66"	1,390
48"	16"	43"	72"	1,431
48"	16"	55"	84"	1,483
54"	16"	25"	54"	1,501
54"	16"	31"	60"	1,517
54"	16"	37"	66"	1,539
54"	16"	43"	72"	1,583
54"	16"	55"	84"	1,642
60"	16"	25"	54"	1,657
60"	16"	31"	60"	1,671
60"	16"	37"	66"	1,688
60"	16"	43"	72"	1,735
60"	16"	55"	84"	1,800



ORDER CODE SAMPLE			
ITEM CODE	WIDTH	DEPTH	HEIGHT
NEHTD	W18	D16	H25

Features & Specifications

No Charge Options

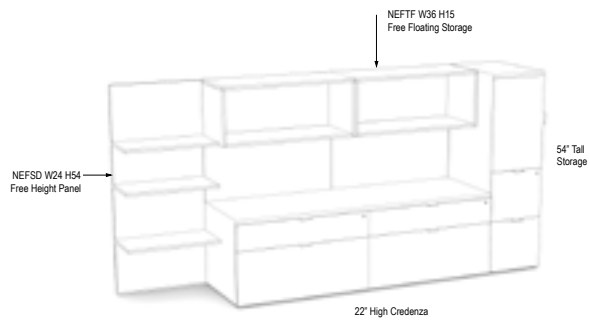
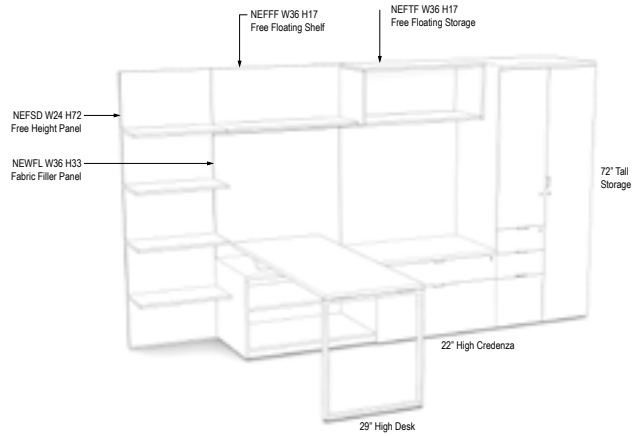
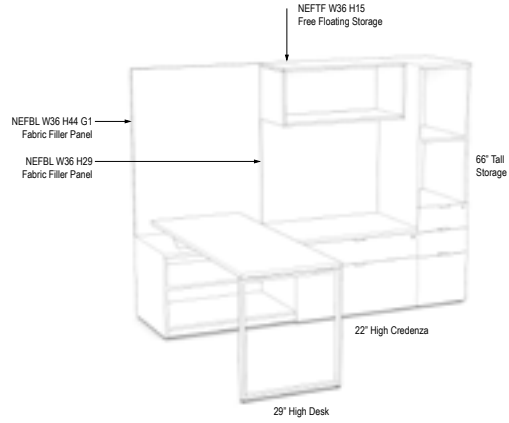
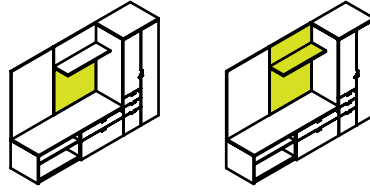
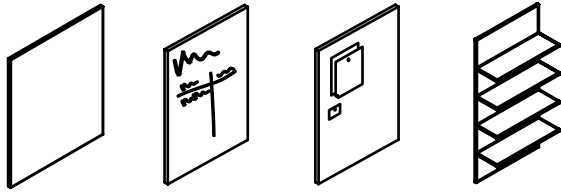


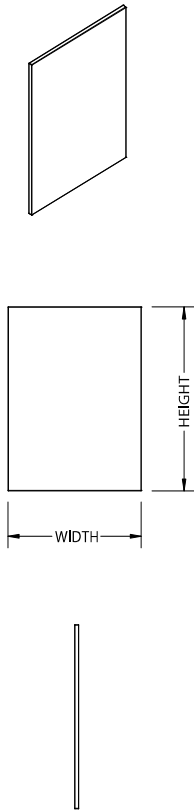
SPECIAL NOTES

- 3/4" LP Laminate Construction
- Interior cabinet depth is 15"
- Includes mounting cleat and hardware
- Widths 48", 54" and 60" include center divider for support
- All standard laminate finishes available
- This storage unit can hold a maximum of 18kg or 40lbs.

# Element Low Panels

These components work with each other and are sized to be mounted above low storage (22") components. The overall height of these elements will align with hutch or tall storage (eg, 66", 72", etc.). Use the examples on this page to configure your own unique layouts.





OVERALL SIZE		
WIDTH	HEIGHT	PRICE
18"	15"	242
18"	17"	246
18"	20"	250
18"	21"	252
18"	23"	255
18"	24"	258
18"	26"	290
18"	27"	292
18"	29"	295
18"	32"	300
18"	33"	302
18"	35"	348
18"	38"	350
18"	44"	362
18"	45"	365
18"	47"	367
18"	50"	371
18"	62"	391
24"	15"	250
24"	17"	255
24"	20"	261
24"	21"	264
24"	23"	267
24"	24"	269
24"	26"	304
24"	27"	306
24"	29"	310
24"	32"	316
24"	33"	318
24"	35"	366
24"	38"	367
24"	44"	383
24"	45"	387
24"	47"	390
24"	50"	396
24"	62"	421
30"	15"	259
30"	17"	264
30"	20"	272
30"	21"	275
30"	23"	279
30"	24"	281

OVERALL SIZE		
WIDTH	HEIGHT	PRICE
30"	26"	317
30"	27"	319
30"	29"	325
30"	32"	332
30"	33"	336
30"	35"	382
30"	38"	386
30"	44"	406
30"	45"	408
30"	47"	413
30"	50"	420
30"	62"	451
36"	15"	298
36"	17"	304
36"	20"	312
36"	21"	316
36"	23"	322
36"	24"	325
36"	26"	330
36"	27"	335
36"	29"	340
36"	32"	349
36"	33"	351
36"	35"	400
36"	38"	403
36"	44"	428
36"	45"	430
36"	47"	437
36"	50"	445
36"	62"	481
48"	15"	315
48"	17"	322
48"	20"	335
48"	21"	338
48"	23"	346
48"	24"	350
48"	26"	357
48"	27"	361
48"	29"	369
48"	32"	381
48"	33"	386
48"	35"	435

OVERALL SIZE		
WIDTH	HEIGHT	PRICE
48"	38"	439
48"	44"	470
48"	45"	473
48"	47"	482
48"	50"	493
48"	62"	541
54"	15"	366
54"	17"	375
54"	20"	388
54"	21"	391
54"	23"	400
54"	24"	405
54"	26"	413
54"	27"	418
54"	29"	427
54"	32"	440
54"	33"	443
54"	35"	453
54"	38"	457
54"	44"	492
54"	45"	497
54"	47"	506
54"	50"	518
54"	62"	571
60"	15"	375
60"	17"	383
60"	20"	397
60"	21"	402
60"	23"	412
60"	24"	417
60"	26"	427
60"	27"	431
60"	29"	441
60"	32"	456
60"	33"	460
60"	35"	519
60"	38"	523
60"	44"	562
60"	45"	568
60"	47"	578
60"	50"	592
60"	62"	649



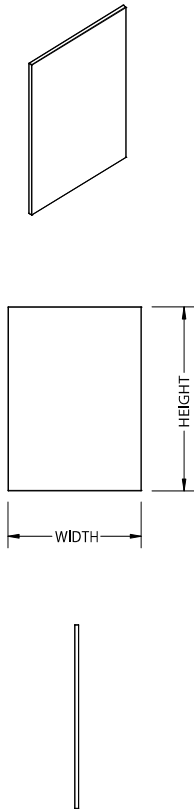
ORDER CODE SAMPLE		
ITEM CODE	WIDTH	HEIGHT
NEFLL	W24	H35

Features & Specifications

- 3/4" LP Laminate Construction
- Wood grain runs vertical
- Includes mounting cleat and hardware

No Charge Options

- All standard laminate finishes available



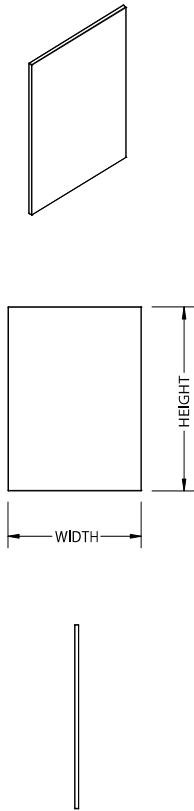
Features & Specifications

OVERALL SIZE		PRICE
WIDTH	HEIGHT	REGULAR SURFACE R
18"	15"	280
18"	17"	289
18"	20"	301
18"	21"	306
18"	23"	315
18"	24"	318
18"	26"	357
18"	27"	361
18"	29"	369
18"	32"	382
18"	33"	387
18"	35"	438
18"	38"	441
18"	44"	476
18"	45"	479
18"	47"	487
18"	50"	499
18"	62"	550
24"	15"	301
24"	17"	314
24"	20"	329
24"	21"	336
24"	23"	346
24"	24"	351
24"	26"	392
24"	27"	399
24"	29"	409
24"	32"	426
24"	33"	431
24"	35"	484
24"	38"	490
24"	44"	533
24"	45"	540
24"	47"	550
24"	50"	567
24"	62"	633
30"	15"	324
30"	17"	337
30"	20"	357
30"	21"	363
30"	23"	378
30"	24"	383

OVERALL SIZE		PRICE
WIDTH	HEIGHT	REGULAR SURFACE R
30"	26"	428
30"	27"	435
30"	29"	448
30"	32"	469
30"	33"	476
30"	35"	532
30"	38"	538
30"	44"	593
30"	45"	600
30"	47"	613
30"	50"	634
30"	62"	715
36"	15"	375
36"	17"	391
36"	20"	416
36"	21"	422
36"	23"	440
36"	24"	447
36"	26"	464
36"	27"	471
36"	29"	489
36"	32"	512
36"	33"	520
36"	35"	580
36"	38"	587
36"	44"	652
36"	45"	660
36"	47"	676
36"	50"	701
36"	62"	799
48"	15"	417
48"	17"	439
48"	20"	470
48"	21"	481
48"	23"	503
48"	24"	512
48"	26"	534
48"	27"	546
48"	29"	568
48"	32"	599
48"	33"	610
48"	35"	673

ORDER CODE SAMPLE			
ITEM CODE	WIDTH	HEIGHT	SURFACE
NEFWL	W24	H38	R

- 3/4" LP Laminate Construction
- Specify non-magnetic surface 'R'
- Dry erase markers and eraser included
- Includes mounting cleat and hardware

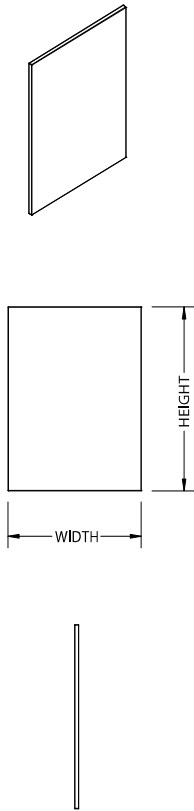


OVERALL SIZE		PRICE
WIDTH	HEIGHT	REGULAR SURFACE R
48"	38"	684
48"	44"	771
48"	45"	781
48"	47"	802
48"	50"	835
48"	62"	964
54"	15"	480
54"	17"	504
54"	20"	541
54"	21"	553
54"	23"	578
54"	24"	588
54"	26"	612
54"	27"	624
54"	29"	649
54"	32"	685
54"	33"	698
54"	35"	721
54"	38"	733
54"	44"	830
54"	45"	841
54"	47"	865
54"	50"	902
54"	62"	1,046
60"	15"	502
60"	17"	529
60"	20"	569
60"	21"	582
60"	23"	609
60"	24"	622
60"	26"	649
60"	27"	661
60"	29"	688
60"	32"	728
60"	33"	741
60"	35"	816
60"	38"	830
60"	44"	937
60"	45"	951
60"	47"	977
60"	50"	1,017
60"	62"	1,177

ORDER CODE SAMPLE			
ITEM CODE	WIDTH	HEIGHT	SURFACE
NEFWL	W54	H38	R

Features & Specifications

- 3/4" LP Laminate Construction
- Specify non-magnetic surface 'R'
- Dry erase markers and eraser included
- Includes mounting cleat and hardware



Features & Specifications

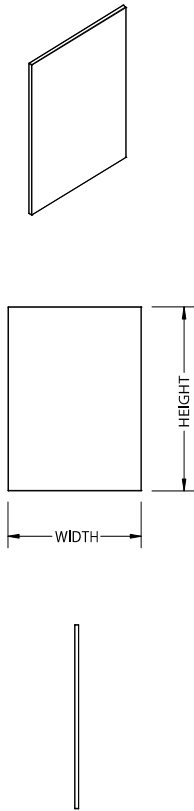
No Charge Options

OVERALL SIZE		PRICE						
WIDTH	HEIGHT	G0	G1	G2	G3	G4	G5	G6
18"	15"	236	282	302	319	326	349	380
18"	17"	239	286	309	329	335	361	395
18"	20"	241	291	318	340	349	380	419
18"	21"	244	294	321	346	352	385	427
18"	23"	247	296	327	353	363	397	443
18"	24"	247	298	330	357	368	403	451
18"	26"	249	301	337	366	376	416	469
18"	27"	251	302	338	371	381	422	477
18"	29"	256	307	346	380	389	435	492
18"	32"	259	311	353	391	403	453	517
18"	33"	260	314	357	397	408	458	524
18"	35"	262	317	365	405	418	472	542
18"	38"	264	318	368	408	422	477	550
18"	44"	276	332	391	442	458	527	614
18"	45"	276	334	395	446	462	531	622
18"	47"	279	337	400	454	472	544	638
18"	50"	284	341	410	469	484	562	661
18"	62"	299	363	446	517	542	635	761
24"	15"	241	291	318	340	349	380	419
24"	17"	245	296	327	352	361	395	441
24"	20"	251	302	338	369	380	420	473
24"	21"	255	304	341	373	385	427	482
24"	23"	257	310	350	387	397	443	506
24"	24"	259	311	353	391	403	453	517
24"	26"	262	317	363	403	416	469	537
24"	27"	264	318	368	408	422	477	550
24"	29"	267	322	373	420	435	493	570
24"	32"	275	330	388	438	453	517	602
24"	33"	276	332	391	442	458	527	614
24"	35"	279	337	400	453	472	542	635
24"	38"	280	338	403	459	477	550	648
24"	44"	296	357	436	504	527	614	733
24"	45"	298	358	441	509	531	622	744
24"	47"	301	365	447	520	544	640	765
24"	50"	307	371	461	537	562	663	799
24"	62"	329	399	509	604	635	761	927
30"	15"	248	299	334	363	371	410	459
30"	17"	255	304	345	376	387	430	488
30"	20"	260	314	358	397	410	461	528
30"	21"	262	317	365	405	418	472	542
30"	23"	267	321	373	419	433	490	568
30"	24"	268	326	380	426	441	500	582



ORDER CODE SAMPLE			
ITEM CODE	WIDTH	HEIGHT	FABRIC GRADE
NEFBL	W24	H33	G1

- Specify fabric, add code: Grade 0 'G0', Grade 1 'G1', Grade 2 'G2', Grade 3 'G3', Grade 4 'G4', Grade 5 'G5' or Grade 6 'G6'
  - Panel is 3/4" thick
  - Fabric is tackable
  - Includes mounting cleat and hardware
- 
- All standard fabrics available



OVERALL SIZE		PRICE						
WIDTH	HEIGHT	G0	G1	G2	G3	G4	G5	G6
30"	26"	275	330	389	439	457	520	609
30"	27"	276	334	395	446	462	531	622
30"	29"	280	338	405	461	478	551	649
30"	32"	287	348	420	481	500	582	690
30"	33"	291	350	426	489	509	591	703
30"	35"	295	356	436	501	524	613	730
30"	38"	298	358	441	509	531	622	744
30"	44"	315	381	480	565	591	705	853
30"	45"	318	385	484	573	601	714	866
30"	47"	321	389	496	587	617	734	892
30"	50"	330	399	511	607	638	765	932
30"	62"	357	433	571	692	730	889	1,096
36"	15"	256	309	349	383	395	441	500
36"	17"	262	315	361	400	411	464	532
36"	20"	268	326	380	426	441	500	582
36"	21"	272	329	385	435	449	513	598
36"	23"	278	335	397	451	469	537	630
36"	24"	280	338	403	459	477	550	648
36"	26"	286	346	416	477	496	573	679
36"	27"	290	349	422	484	504	587	694
36"	29"	295	356	435	500	523	612	729
36"	32"	302	366	453	527	550	649	776
36"	33"	304	369	458	534	560	660	793
36"	35"	311	376	472	551	578	684	824
36"	38"	314	380	477	560	587	695	840
36"	44"	335	407	527	628	660	795	972
36"	45"	338	410	531	637	669	806	987
36"	47"	345	418	544	653	688	831	1,018
36"	50"	352	427	562	676	714	869	1,068
36"	62"	387	469	635	780	824	1,014	1,263
48"	15"	268	326	380	426	441	500	582
48"	17"	278	334	395	447	464	534	624
48"	20"	287	348	420	481	500	582	690
48"	21"	291	352	427	493	513	599	711
48"	23"	299	361	443	516	537	632	753
48"	24"	302	366	453	527	550	649	776
48"	26"	310	373	469	550	573	680	820
48"	27"	314	380	477	560	587	695	840
48"	29"	321	388	493	582	612	729	885
48"	32"	332	402	517	617	649	778	948
48"	33"	335	407	527	628	660	795	972
48"	35"	345	416	542	651	684	827	1,014



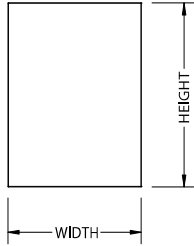
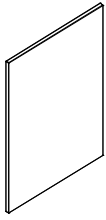
ORDER CODE SAMPLE			
ITEM CODE	WIDTH	HEIGHT	FABRIC GRADE
NEFBL	W30	H44	G1

Features & Specifications

- Specify fabric, add code: Grade 0 'G0', Grade 1 'G1', Grade 2 'G2', Grade 3 'G3', Grade 4 'G4', Grade 5 'G5' or Grade 6 'G6' Panel is 3/4" thick
- Fabric is tackable
- Includes mounting cleat and hardware

No Charge Options

- All standard fabrics available



OVERALL SIZE		PRICE						
WIDTH	HEIGHT	G0	G1	G2	G3	G4	G5	G6
48"	38"	348	420	550	660	695	842	1,036
48"	44"	376	457	614	750	795	974	1,208
48"	45"	380	461	622	762	806	990	1,230
48"	47"	388	470	640	784	831	1,021	1,275
48"	50"	399	482	663	819	869	1,071	1,339
48"	62"	442	537	761	954	1,014	1,266	1,599



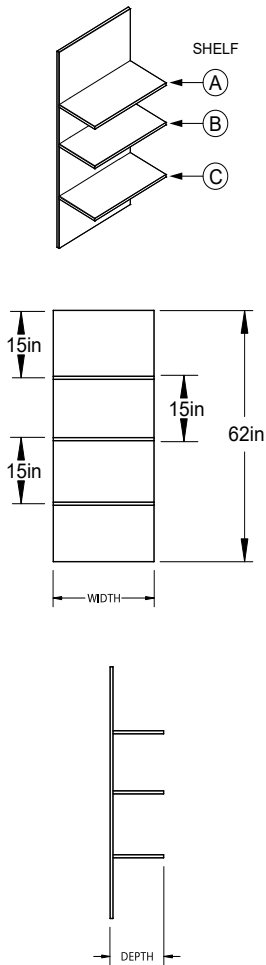
ORDER CODE SAMPLE			
ITEM CODE	WIDTH	HEIGHT	FABRIC GRADE
NEFBL	W48	H45	G1

Features & Specifications

- Specify fabric, add code: Grade 0 'G0', Grade 1 'G1', Grade 2 'G2', Grade 3 'G3', Grade 4 'G4', Grade 5 'G5' or Grade 6 'G6'
- Panel is 3/4" thick
- Fabric is tackable
- Includes mounting cleat and hardware

No Charge Options

- All standard fabrics available



Features & Specifications

No Charge Options



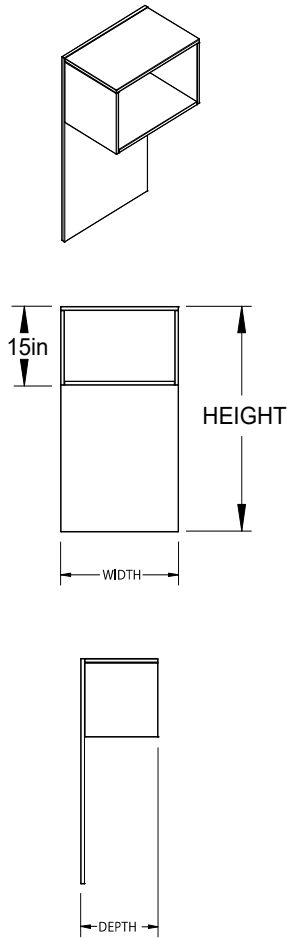
SPECIAL NOTES

OVERALL SIZE				PRICE		
WIDTH	DEPTH	HEIGHT	FOR TALL STORAGE HEIGHT	ONE SHELF	2 SHELVES	3 SHELVES
18"	13"	32"	54"	464	N/A	N/A
18"	13"	38"	60"	477	598	N/A
18"	13"	44"	66"	483	608	N/A
18"	13"	50"	72"	492	617	N/A
18"	13"	62"	84"	560	684	806
24"	13"	32"	54"	491	N/A	N/A
24"	13"	38"	60"	506	640	N/A
24"	13"	44"	66"	517	650	N/A
24"	13"	50"	72"	527	661	N/A
24"	13"	62"	84"	600	734	869
30"	13"	32"	54"	518	N/A	N/A
30"	13"	38"	60"	536	681	N/A
30"	13"	44"	66"	548	693	N/A
30"	13"	50"	72"	560	706	N/A
30"	13"	62"	84"	639	785	930
36"	13"	32"	54"	544	N/A	N/A
36"	13"	38"	60"	565	721	N/A
36"	13"	44"	66"	580	736	N/A
36"	13"	50"	72"	595	751	N/A
36"	13"	62"	84"	680	835	992
48"	13"	32"	54"	597	N/A	N/A
48"	13"	38"	60"	624	802	N/A
48"	13"	44"	66"	644	822	N/A
48"	13"	50"	72"	663	841	N/A
48"	13"	62"	84"	760	937	1,115
54"	13"	32"	54"	623	N/A	N/A
54"	13"	38"	60"	654	842	N/A
54"	13"	44"	66"	675	864	N/A
54"	13"	50"	72"	686	872	N/A
54"	13"	62"	84"	785	970	1,155
60"	13"	32"	54"	699	N/A	N/A
60"	13"	38"	60"	733	931	N/A
60"	13"	44"	66"	755	955	N/A
60"	13"	50"	72"	780	980	N/A
60"	13"	62"	84"	839	1,038	1,236



ORDER CODE SAMPLE				
ITEM CODE	WIDTH	DEPTH	HEIGHT	SHELF
NEFSL	W18	D13	H50	A C

- 3/4" LP Laminate Construction
- Specify shelves 'A' and/or 'B' and/or 'C'
- Note: shelves 'B' and 'C' are not available on 32" panel height; shelf 'C' is not available on panel heights from 38" - 50"
- Shelf depth is 12"
- Includes mounting cleat and hardware
- All standard laminate finishes available
- Each shelf can hold a maximum of 18kg or 40lbs.



OVERALL SIZE				
WIDTH	DEPTH	HEIGHT	FOR STORAGE HEIGHT	PRICE
18"	16"	32"	54"	735
18"	16"	38"	60"	754
18"	16"	44"	66"	768
18"	16"	50"	72"	796
18"	16"	62"	84"	823
24"	16"	32"	54"	895
24"	16"	38"	60"	903
24"	16"	44"	66"	920
24"	16"	50"	72"	952
24"	16"	62"	84"	983
30"	16"	32"	54"	1,043
30"	16"	38"	60"	1,058
30"	16"	44"	66"	1,073
30"	16"	50"	72"	1,106
30"	16"	62"	84"	1,144
36"	16"	32"	54"	1,195
36"	16"	38"	60"	1,205
36"	16"	44"	66"	1,225
36"	16"	50"	72"	1,263
36"	16"	62"	84"	1,305
48"	16"	32"	54"	1,388
48"	16"	38"	60"	1,399
48"	16"	44"	66"	1,418
48"	16"	50"	72"	1,461
48"	16"	62"	84"	1,515
54"	16"	32"	54"	1,531
54"	16"	38"	60"	1,547
54"	16"	44"	66"	1,570
54"	16"	50"	72"	1,617
54"	16"	62"	84"	1,674
60"	16"	32"	54"	1,691
60"	16"	38"	60"	1,705
60"	16"	44"	66"	1,722
60"	16"	50"	72"	1,771
60"	16"	62"	84"	1,836



ORDER CODE SAMPLE			
ITEM CODE	WIDTH	DEPTH	HEIGHT
NEHTL	W18	D16	H44

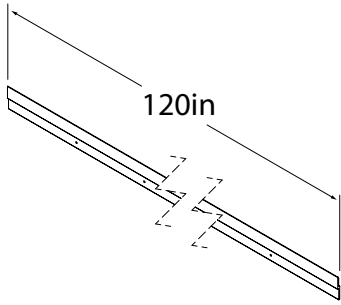
Features & Specifications

No Charge Options



SPECIAL NOTES

- 3/4" LP Laminate Construction
- Interior cabinet depth is 15"
- Includes mounting cleat and hardware
- Widths 48", 54" and 60" include center divider for support
- All standard laminate finishes available
- This storage unit can hold a maximum of 18kg or 40lbs.



OVERALL SIZE	
LENGTH	PRICE
120"	219

Features & Specifications



ORDER CODE SAMPLE
ITEM CODE
NEMCA

- Use for mounting multiple elements side by side to ease alignment and installation
- Mounting rail is aluminum
- Includes one length at 120"
- Mounting holes pre drilled every 6"
- Use power drill on site to add mounting holes as required
- Does not include mounting hardware



SPECIAL NOTES

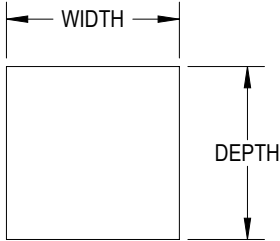
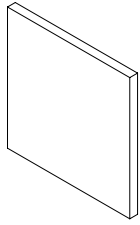
- Choose mounting hardware based on wall conditions



For sales information contact: [quotes@brc.group](mailto:quotes@brc.group)

24 Armstrong Ave  
Georgetown, ON L7G 4R9  
Phone: 905.873.8509  
Toll Free: 1.877.260.4309  
[info@brc.group](mailto:info@brc.group)





Features & Specifications

No Charge Options

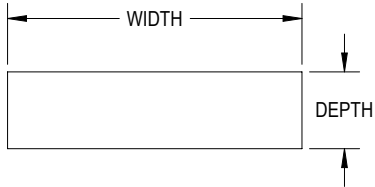
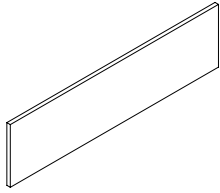
OVERALL SIZE		LAMINATE
WIDTH	DEPTH	PRICE M3
12"	12"	
18"	12"	
24"	12"	
30"	12"	
36"	12"	
42"	12"	
48"	12"	
54"	12"	
60"	12"	
66"	12"	
72"	12"	
12"	18"	
18"	18"	
24"	18"	
30"	18"	
36"	18"	
42"	18"	
48"	18"	
54"	18"	
60"	18"	
66"	18"	
72"	18"	



ORDER CODE SAMPLE		
ITEM CODE	WIDTH	DEPTH
NADFD	W18	D12

- Laminate Thickness - M3: 0.75" LPL,

- All standard laminate finishes available



OVERALL SIZE		LAMINATE
WIDTH	DEPTH	PRICE M3
46"	12"	
58"	12"	
70"	12"	
76"	12"	
82"	12"	
46"	18"	
58"	18"	
70"	18"	
76"	18"	
82"	18"	

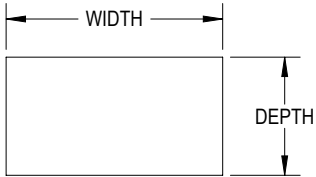
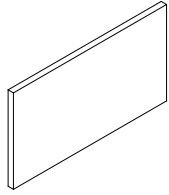
Features & Specifications

No Charge Options



ORDER CODE SAMPLE		
ITEM CODE	WIDTH	DEPTH
NADWD	W70	D12

- Laminate Thickness - M3: 0.75" LPL,
- All standard laminate finishes available



OVERALL SIZE		LAMINATE
WIDTH	DEPTH	PRICE M3
22"	12"	
23"	12"	
28"	12"	
29"	12"	
34"	12"	
35"	12"	
22"	18"	
23"	18"	
28"	18"	
29"	18"	
34"	18"	
35"	18"	

Features & Specifications

No Charge Options



ORDER CODE SAMPLE		
ITEM CODE	WIDTH	DEPTH
NADDD	W23	D12

- Laminate Thickness - M3: 0.75" LPL,
- All standard laminate finishes available